



US00D757333S

(12) **United States Design Patent**  
**Ye**

(10) **Patent No.:** **US D757,333 S**

(45) **Date of Patent:** **\*\* May 24, 2016**

(54) **LAMP**

(71) Applicant: **Starway International Home-Living Co., Ltd.**, Taizhou, Zhejiang (CN)

(72) Inventor: **Genlin Ye**, Zhejiang (CN)

(73) Assignee: **STARWAY INTERNATIONAL HOME-LIVING CO., LTD.**, Taizhou, Zhejiang (CN)

(\*\*) Term: **14 Years**

(21) Appl. No.: **29/488,258**

(22) Filed: **Apr. 17, 2014**

(30) **Foreign Application Priority Data**

Dec. 11, 2013 (CN) ..... 2013 3 0615751

(51) **LOC (10) Cl.** ..... **26-03**

(52) **U.S. Cl.**  
USPC ..... **D26/93**

(58) **Field of Classification Search**  
USPC ..... D26/1, 24, 93, 106, 10, 7  
CPC ..... F21S 6/00; F21S 6/002; F21S 6/004;  
F21S 6/006; F21S 8/00; F21S 10/00; F21V  
21/02; F21W 2131/30; F21Y 2105/00  
See application file for complete search history.

(56) **References Cited**

U.S. PATENT DOCUMENTS

D393,090 S \* 3/1998 Giese ..... D26/107  
D646,839 S \* 10/2011 Verelst ..... D26/106  
D742,579 S \* 11/2015 Starck ..... D26/107

\* cited by examiner

*Primary Examiner* — Brian N Vinson

(74) *Attorney, Agent, or Firm* — Han IP Corporation

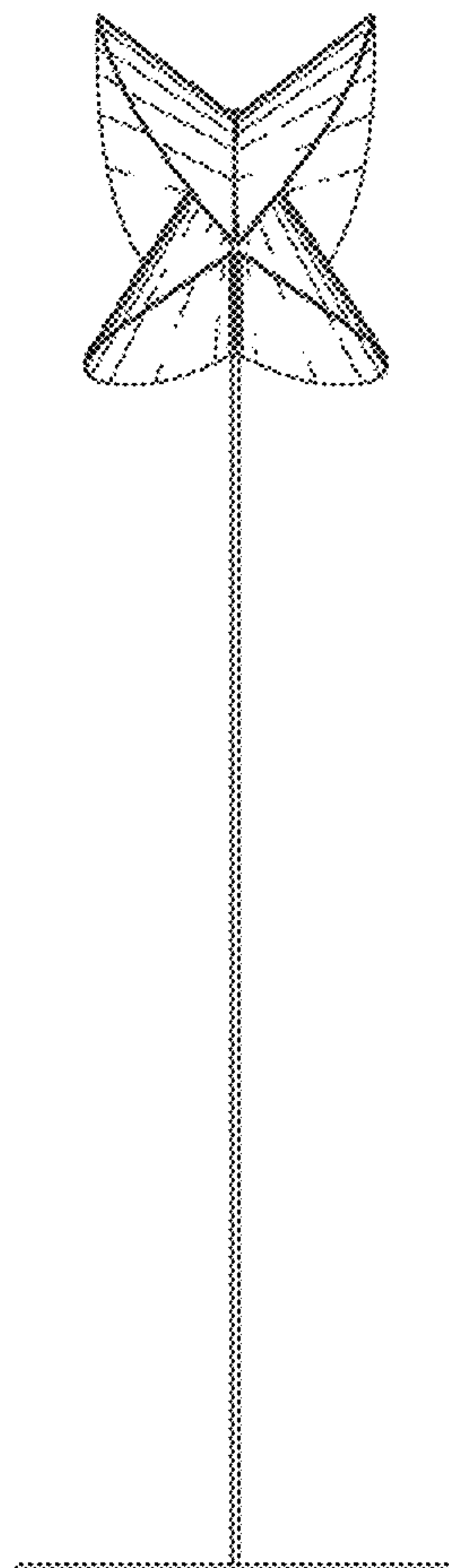
(57) **CLAIM**

The ornamental design for a lamp, as shown.

**DESCRIPTION**

FIG. 1 is a front view of a lamp incorporating a design in accordance with an embodiment of the present disclosure; FIG. 2 is a back view thereof; FIG. 3 is a right side view thereof; FIG. 4 is a left side view thereof; FIG. 5 is a top plan view thereof; FIG. 6 is a bottom plan view thereof; and, FIG. 7 is a perspective view thereof.

**1 Claim, 7 Drawing Sheets**



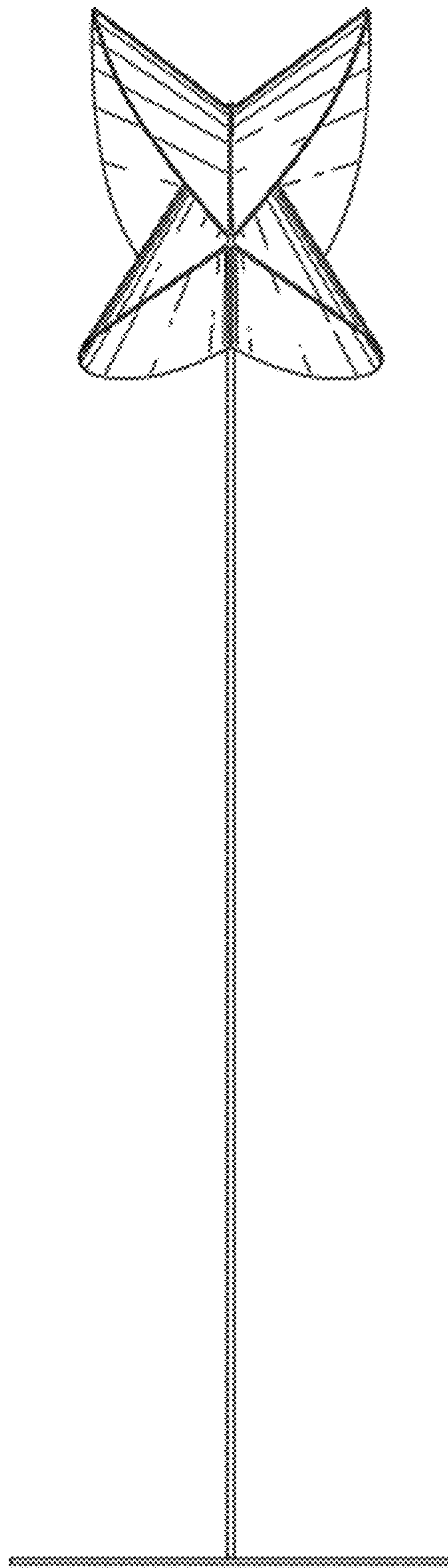


Figure 1




Figure 2




Figure 3




Figure 4

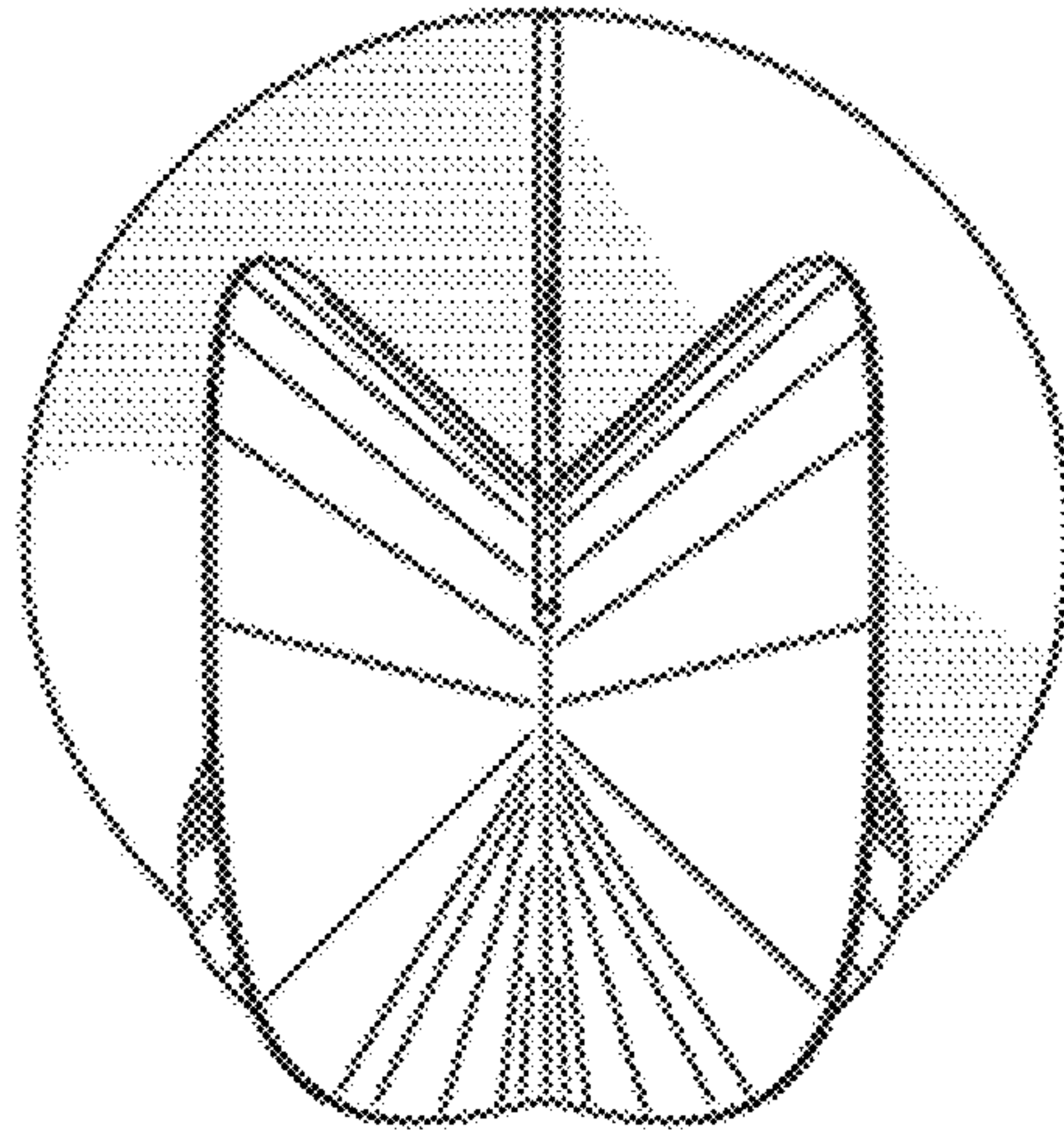


Figure 5

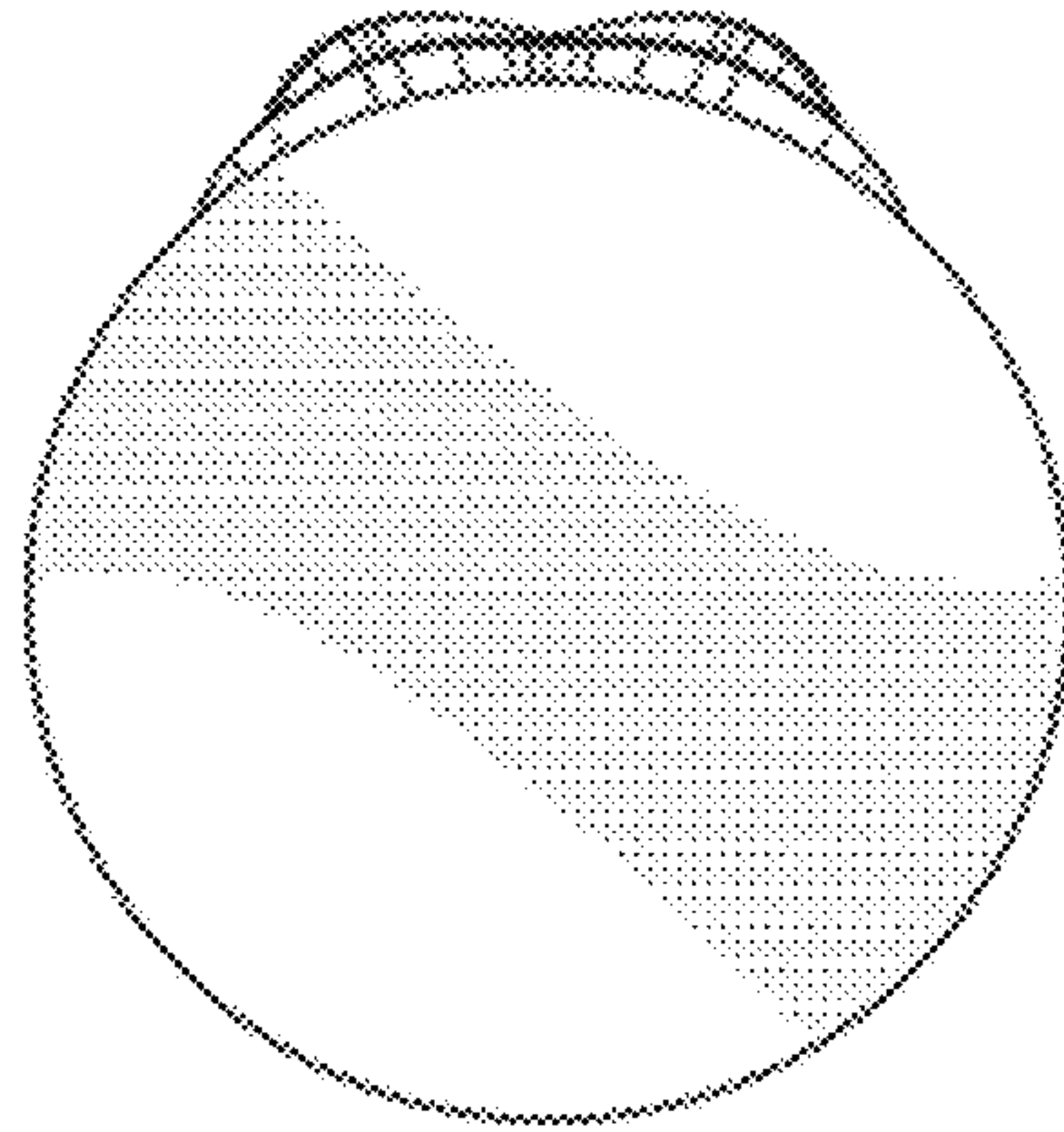


Figure 6





Figure 7