



US00D757329S

(12) **United States Design Patent**
Sieczkowski

(10) **Patent No.:** **US D757,329 S**

(45) **Date of Patent:** **** May 24, 2016**

(54) **LIGHT FIXTURE**

(71) Applicant: **ABL IP Holding LLC**, Conyers, GA
(US)

(72) Inventor: **Philip Sieczkowski**, Lawrenceville, GA
(US)

(73) Assignee: **ABL IP Holding LLC**, Decatur, GA
(US)

(**) Term: **14 Years**

(21) Appl. No.: **29/515,884**

(22) Filed: **Jan. 28, 2015**

(51) **LOC (10) Cl.** **26-03**

(52) **U.S. Cl.**
USPC **D26/89**; D26/85

(58) **Field of Classification Search**
USPC D26/26, 28, 72, 76, 85, 89
CPC F21S 8/00; F21S 8/03; F21S 8/04;
F21S 8/033; F21S 8/036; F21S 8/037; F21V
1/14; F21V 21/02; F21V 21/03; F21V 5/04;
F21W 2121/004; F21W 2111/08; F21W
2131/1005; F21W 2131/107; F21W 2131/402
See application file for complete search history.

(56) **References Cited**

U.S. PATENT DOCUMENTS

D125,751 S	3/1941	Biller	
D133,214 S *	7/1942	Ohm	362/223
D149,026 S *	3/1948	Schwartz et al.	D26/76
2,490,191 A *	12/1949	Baker	F21S 8/04 362/223
D180,253 S *	5/1957	Thomsen	D26/76
5,272,610 A *	12/1993	Namenye	B60Q 1/2611 362/351
D344,605 S *	2/1994	Aspenwall	D26/76

D362,315 S	9/1995	Herst et al.	
D397,480 S	8/1998	Herst et al.	
D401,000 S *	11/1998	Herst	D26/76
D404,513 S	1/1999	Herst et al.	
D414,580 S *	9/1999	Herst	D26/76
D433,177 S	10/2000	Lewis	
D459,517 S	6/2002	Shemitz et al.	
D461,923 S	8/2002	Chelf	
D461,924 S	8/2002	Chelf	
D473,328 S	4/2003	Chelf	
D487,527 S	3/2004	Sieczkowski	

(Continued)

Primary Examiner — Clare E Heflin

(74) *Attorney, Agent, or Firm* — Kilpatrick Townsend & Stockton, LLP

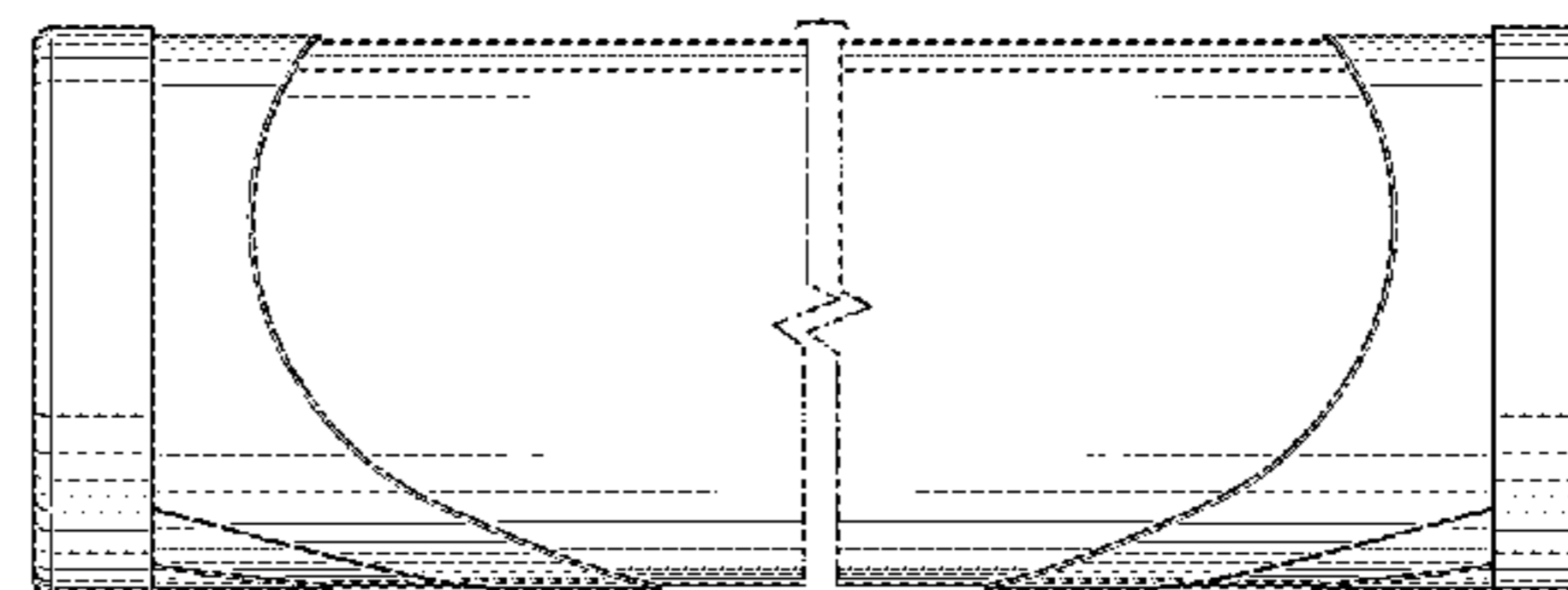
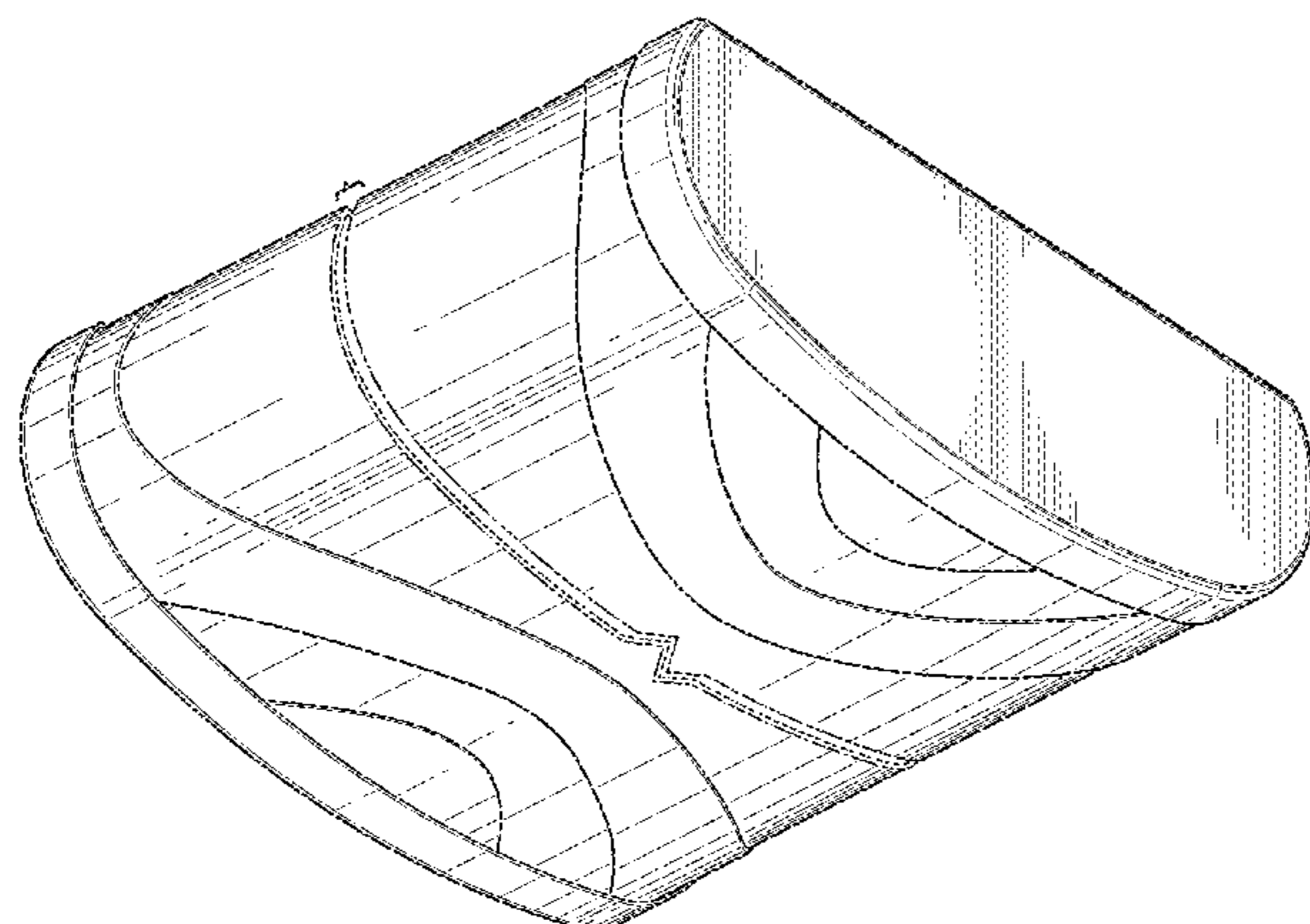
(57) **CLAIM**

The ornamental design for a light fixture, as shown and described.

DESCRIPTION

FIG. 1 is a bottom perspective view of the light fixture. FIG. 2 is a top perspective view of the light fixture of FIG. 1. FIG. 3 is a front end view of the light fixture of FIG. 1. FIG. 4 is rear end view of the light fixture of FIG. 1. FIG. 5 is a right elevation view of the light fixture of FIG. 1. FIG. 6 is a left elevation view of the light fixture of FIG. 1. FIG. 7 is a bottom plan view of the light fixture of FIG. 1; and, FIG. 8 is a top plan view of the light fixture of FIG. 1. Portions or features of the light fixture not shown in the drawings form no part of the claimed design. The evenly dotted broken lines in the drawings define the boundaries of the unclaimed portions of the claimed design and form no part of the claimed design. The dash-dot-dash-dot broken lines in the drawings represent a symbolic break along the fixture length. The appearance of any portion of the light fixture between this break forms no part of the claimed design.

1 Claim, 6 Drawing Sheets



(56)

References Cited

U.S. PATENT DOCUMENTS

D516,236 S *	2/2006	Yeh	D26/89	D607,598 S	1/2010	Xiao et al.	
D545,477 S *	6/2007	DeBruyne	D26/76	D613,901 S	4/2010	Silver	
D564,131 S	3/2008	Morgan		D636,108 S	4/2011	Nguyen et al.	
D570,533 S	6/2008	Morgan		D663,882 S	7/2012	Muraishi et al.	
D579,599 S	10/2008	Salatto-Rose		D715,477 S *	10/2014	Yu	D26/85
				D735,393 S *	7/2015	Hennessey	D26/89
				2015/0184809 A1 *	7/2015	Kuo	F21V 5/04 362/311.14

* cited by examiner

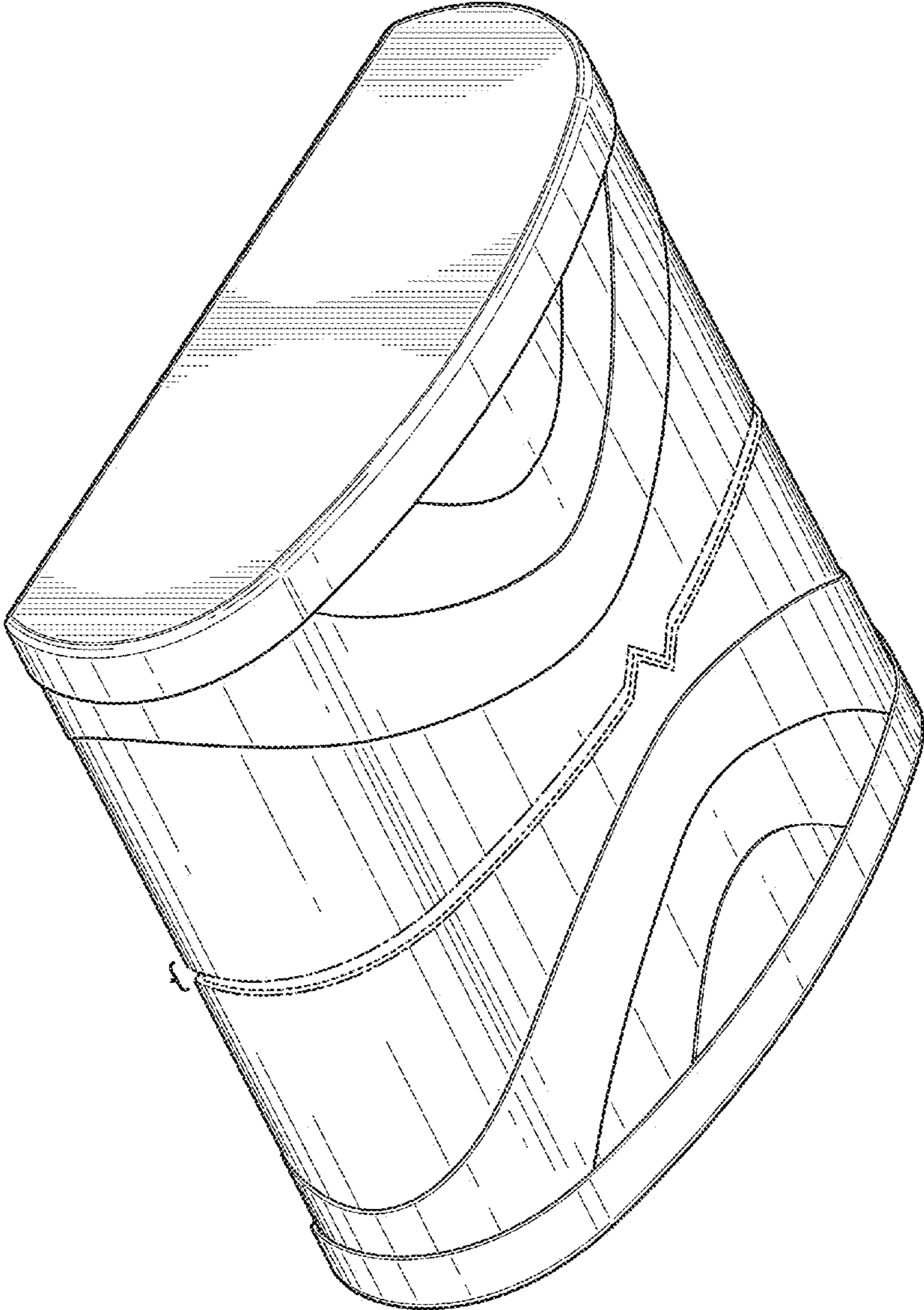


FIG. 1

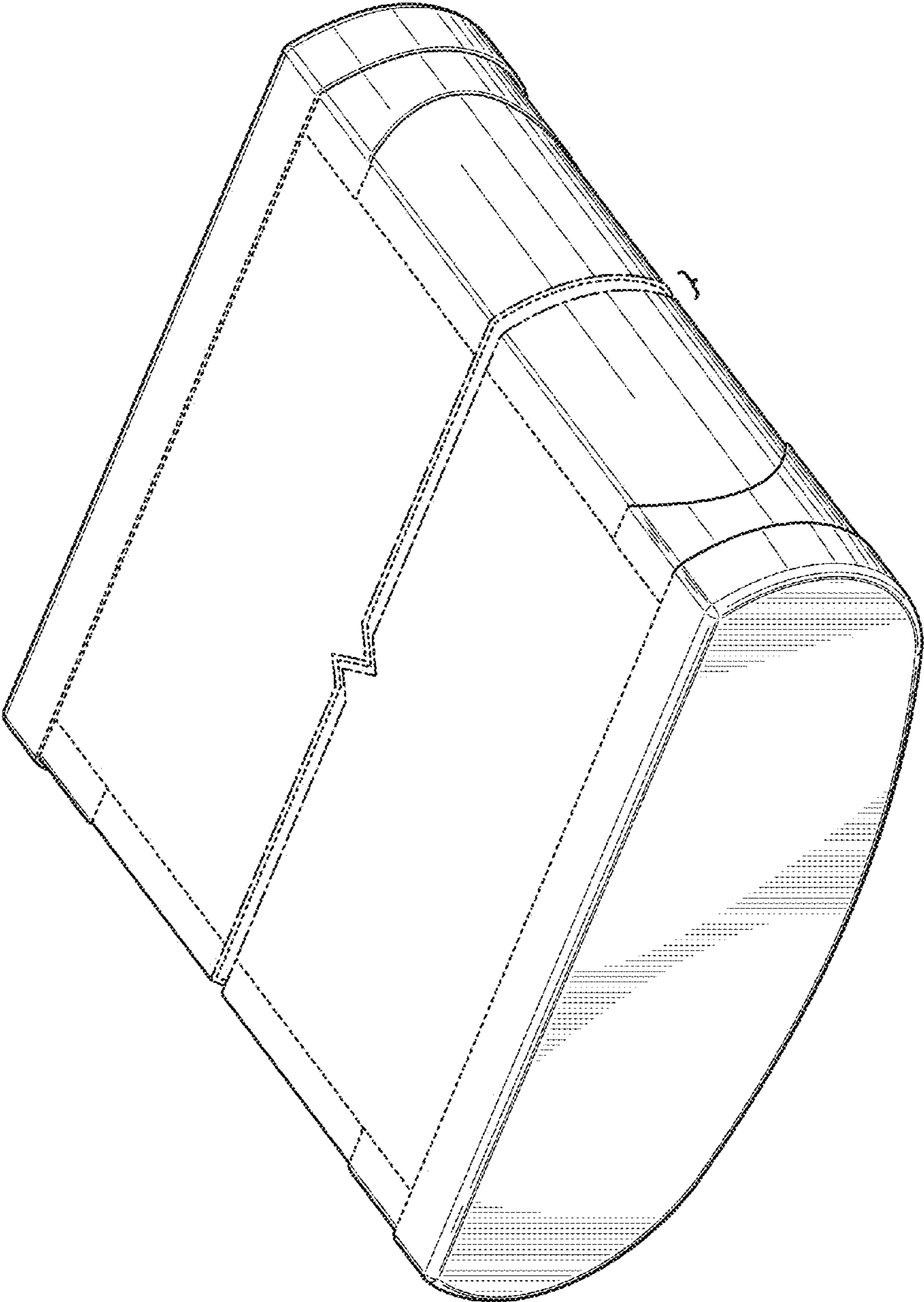


FIG. 2

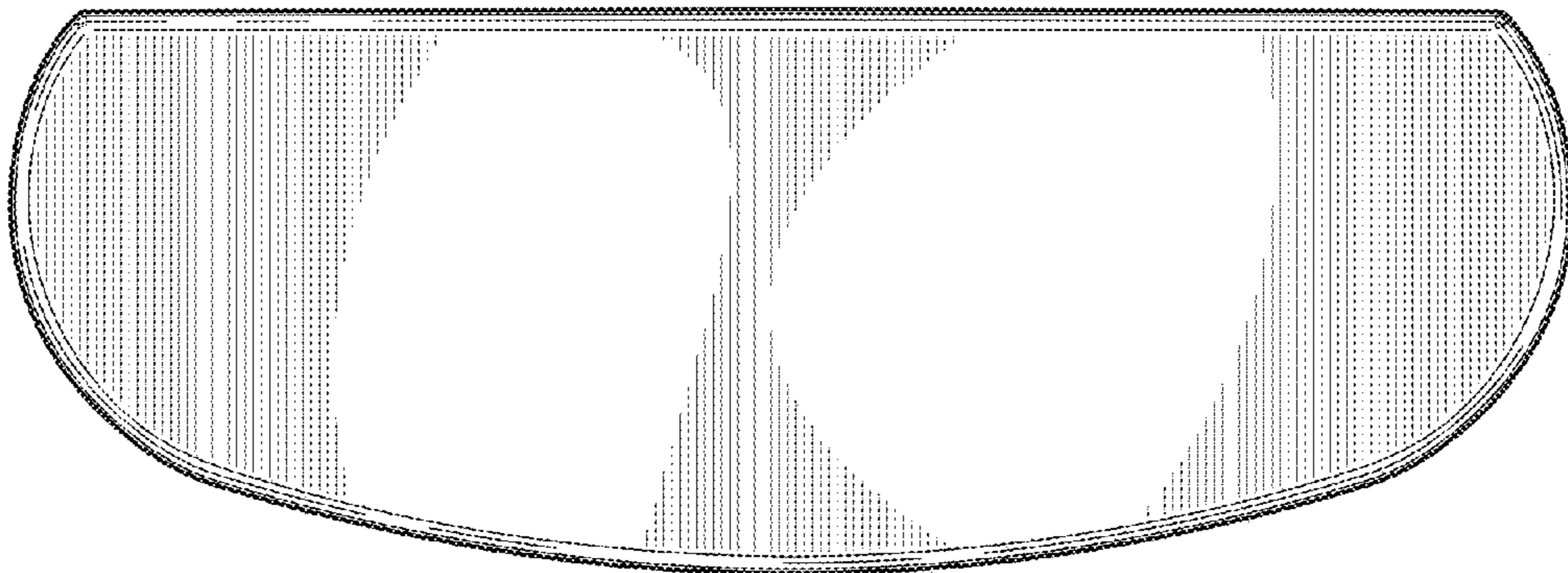


FIG. 3

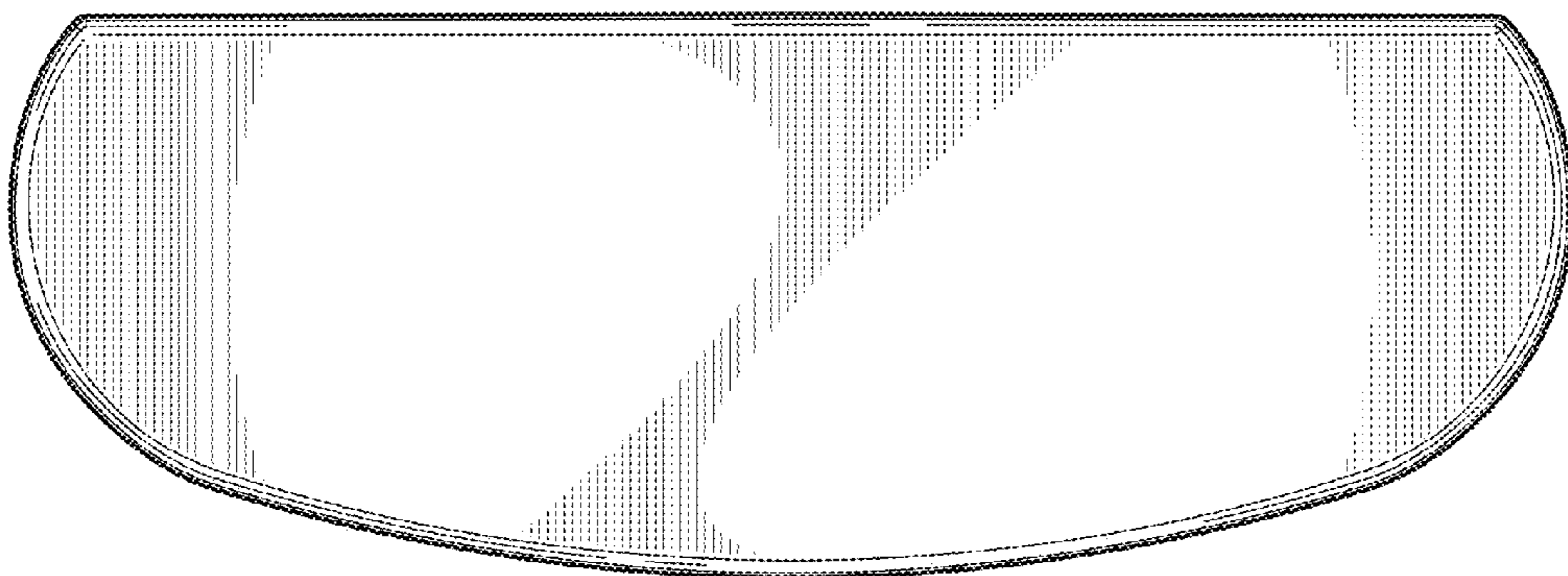


FIG. 4

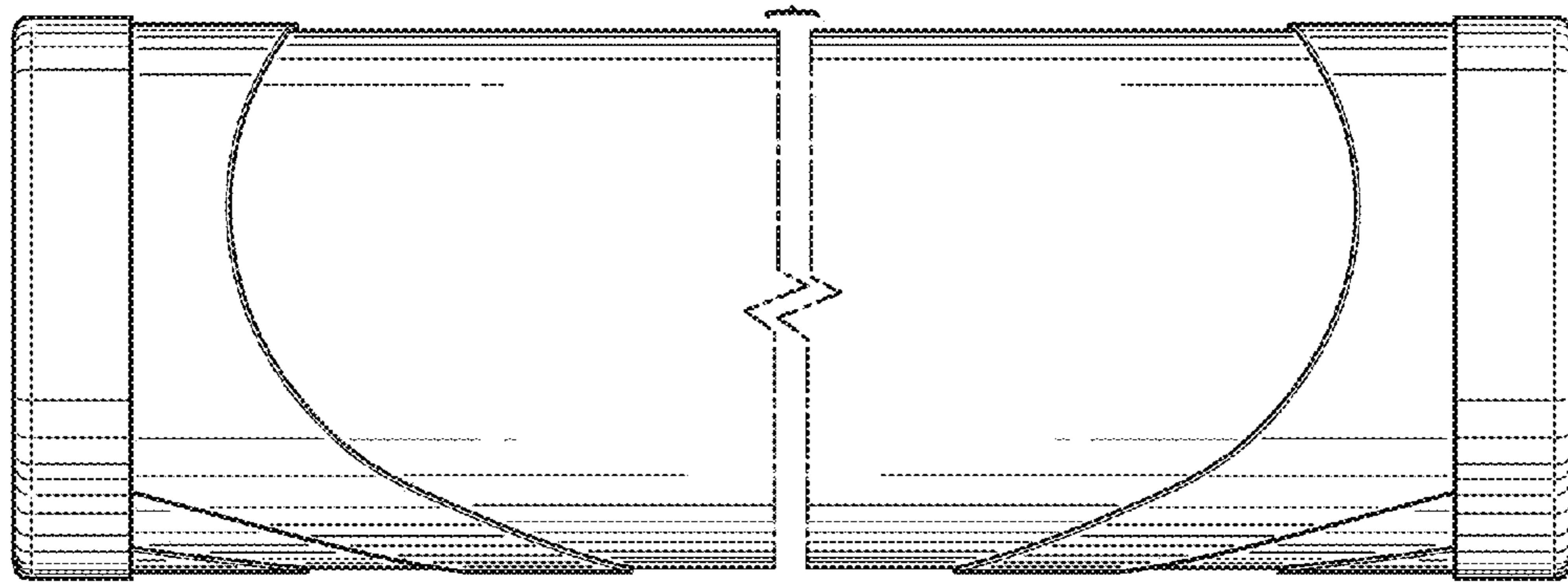


FIG. 5

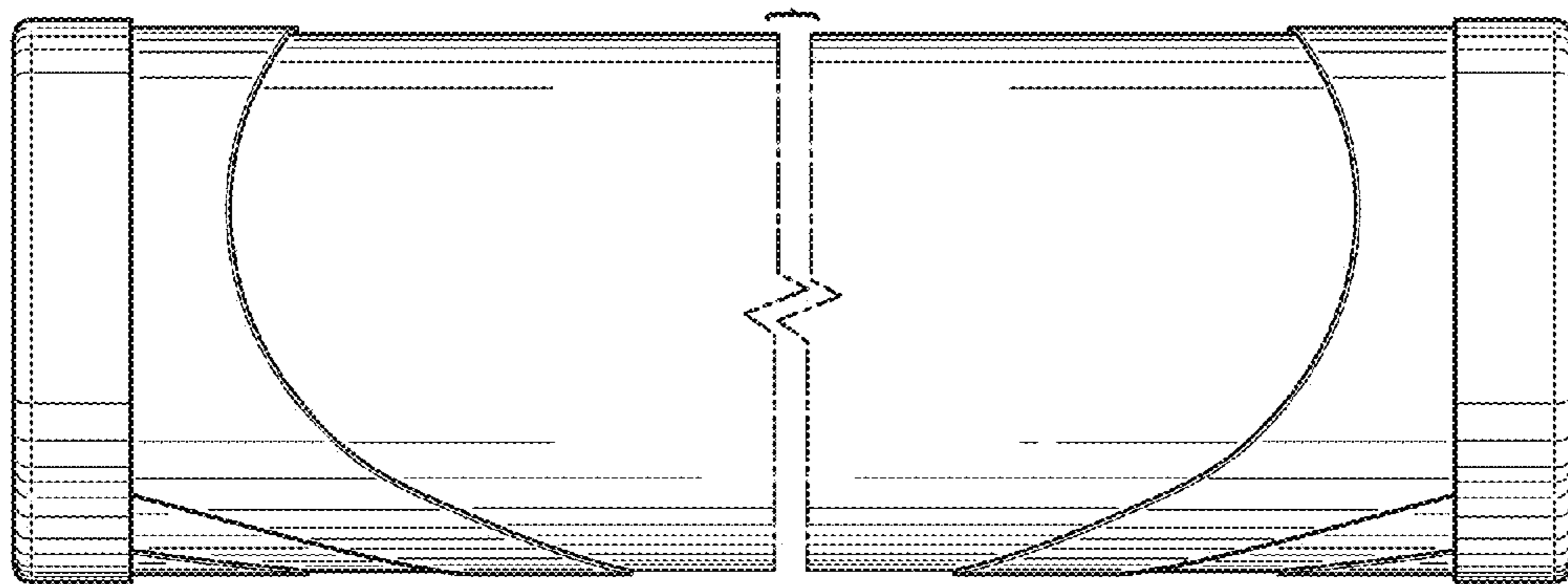


FIG. 6

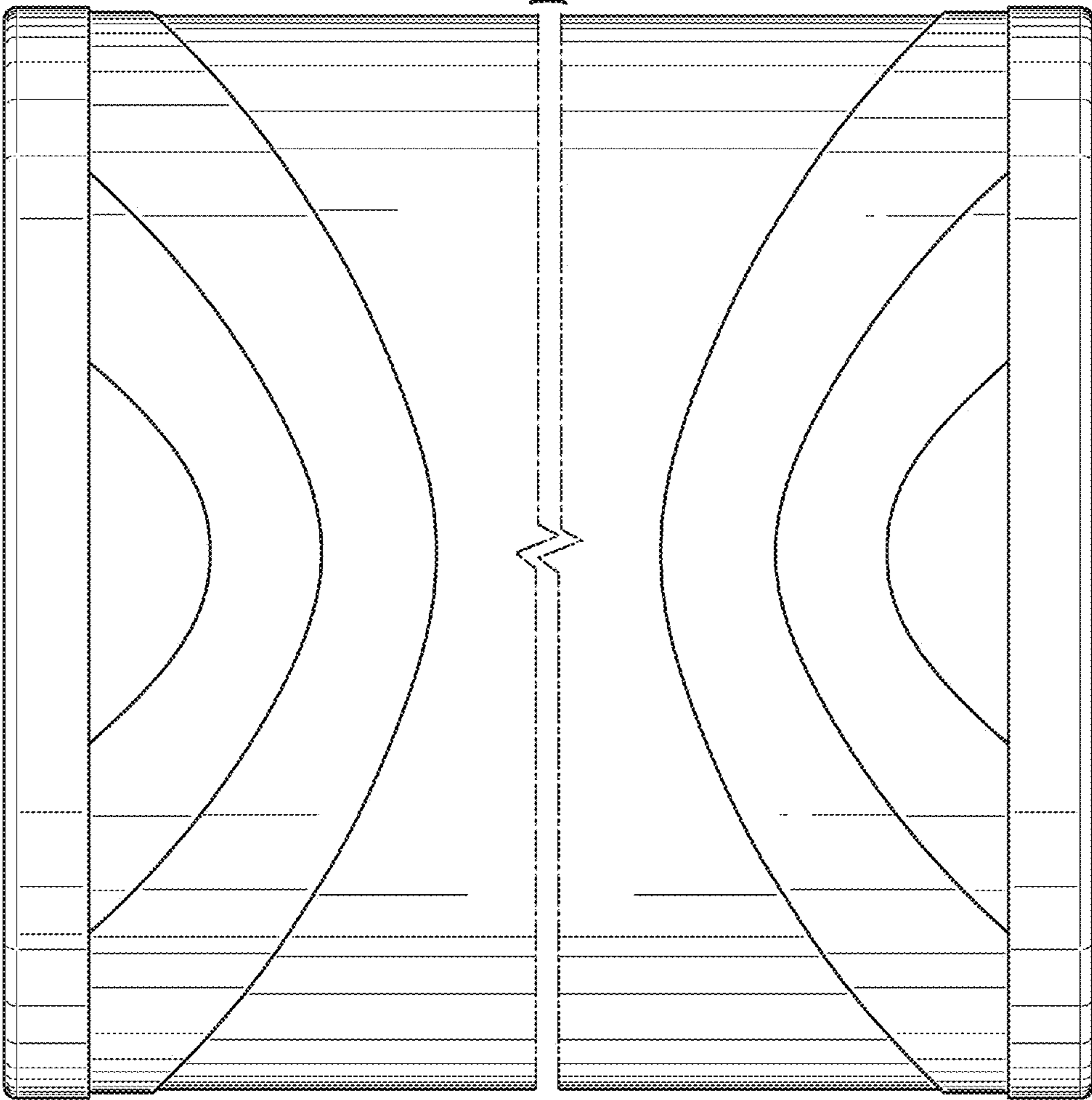


FIG. 7

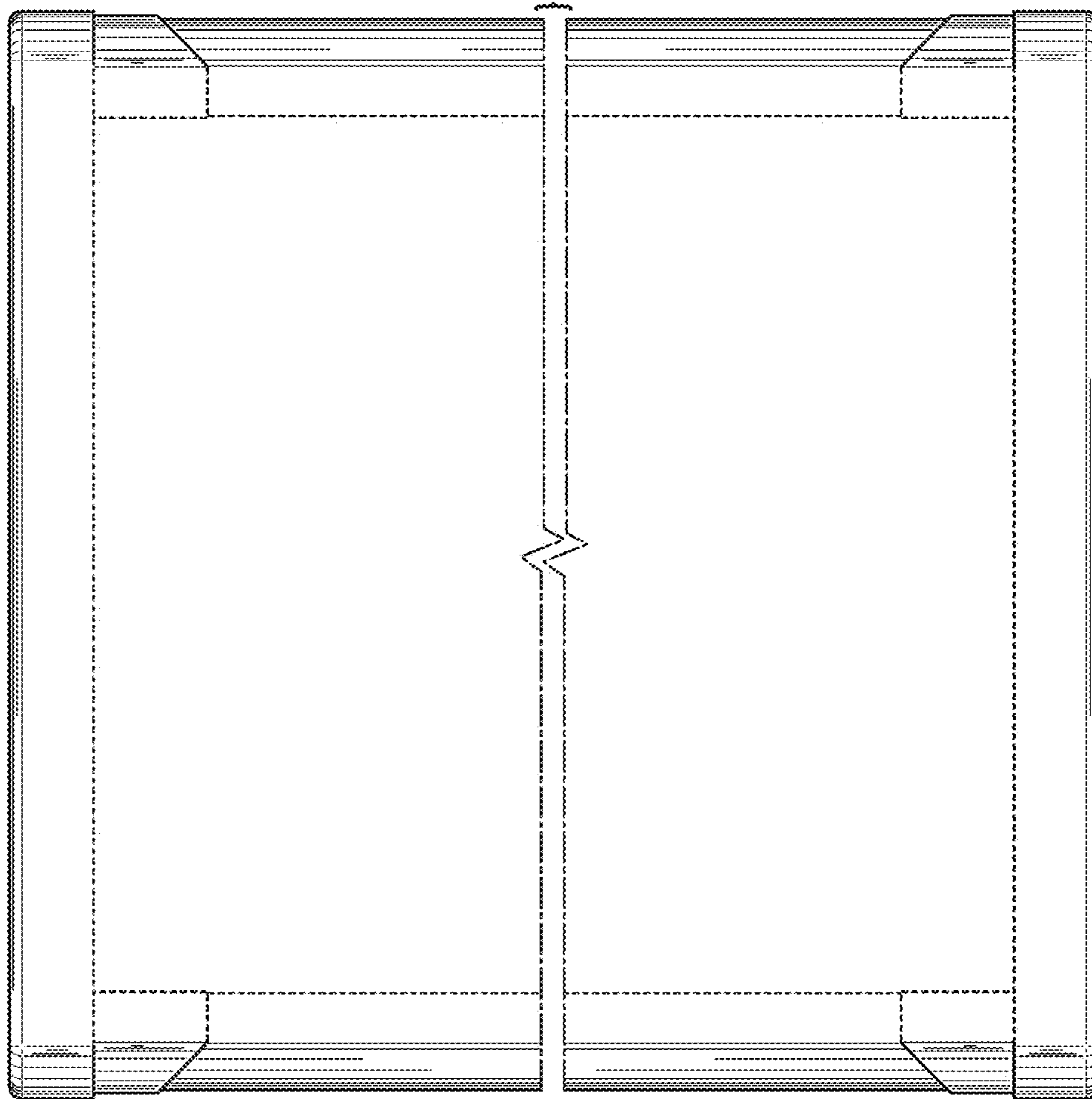


FIG. 8