



US00D757304S

(12) **United States Design Patent**
Berger

(10) **Patent No.:** **US D757,304 S**

(45) **Date of Patent:** **** May 24, 2016**

(54) **FORM PANEL FOR MANUFACTURING A CONCRETE WALL**

Primary Examiner — Doris Clark

(74) *Attorney, Agent, or Firm* — Renner, Otto, Boisselle & Sklar, LLP

(71) Applicant: **Harsco Infrastructure Services GmbH**, Ratingen (DE)

(72) Inventor: **Martin Berger**, Nettetal (DE)

(57) **CLAIM**

The ornamental design for a form panel for manufacturing a concrete wall, as shown and described.

(73) Assignee: **Harsco Infrastructure Services GmbH**, Ratingen (DE)

(**) Term: **14 Years**

DESCRIPTION

(21) Appl. No.: **29/460,304**

(22) Filed: **Jul. 9, 2013**

(30) **Foreign Application Priority Data**

Jan. 15, 2013 (EM) 002167106

(51) **LOC (10) Cl.** **25-01**

(52) **U.S. Cl.**
USPC **D25/156**

(58) **Field of Classification Search**

USPC D25/138, 156

CPC E04C 2/46; E04C 2/50; E04C 2/72;
E04C 2/8647; E04C 2/84; E04C 2/86; E04C
1/16; E04C 1/163; E04C 1/164

See application file for complete search history.

FIG. 1 is a front view of a form panel for manufacturing a concrete wall showing my new design;

FIG. 2 is a front view of a second embodiment of a form panel for manufacturing a concrete wall;

FIG. 3 is a front view of a third embodiment of a form panel for manufacturing a concrete wall;

FIG. 4 is a front view of a fourth embodiment of a form panel for manufacturing a concrete wall;

FIG. 5 is a front view of a fifth embodiment of a form panel for manufacturing a concrete wall;

FIG. 6 is a front view of a sixth embodiment of a form panel for manufacturing a concrete wall;

FIG. 7 is a front view of a seventh embodiment of a form panel for manufacturing a concrete wall; and,

FIG. 8 is a front view of eighth embodiment of a form panel for manufacturing a concrete wall.

The illustrated circles in FIGS. 1-8 represent holes in the illustrated two dimensional front surfaces. The holes have an arbitrary depth into the framework and any surfaces of the holes at a depth beyond the illustrated surface and into the framework have no ornamentation that contributes to the claimed design.

The broken lines shown herein are for illustrative purposes only and form no part of the claimed design.

The form panel is used to define a wall (or part of a wall) of a form or mold into which concrete is poured and that holds the concrete in the desired configuration during curing.

(56) **References Cited**

U.S. PATENT DOCUMENTS

2,189,872 A * 2/1940 Ulrich 264/34

3,438,161 A * 4/1969 Koch 52/127.3

D451,214 S * 11/2001 Gollob et al. D25/156

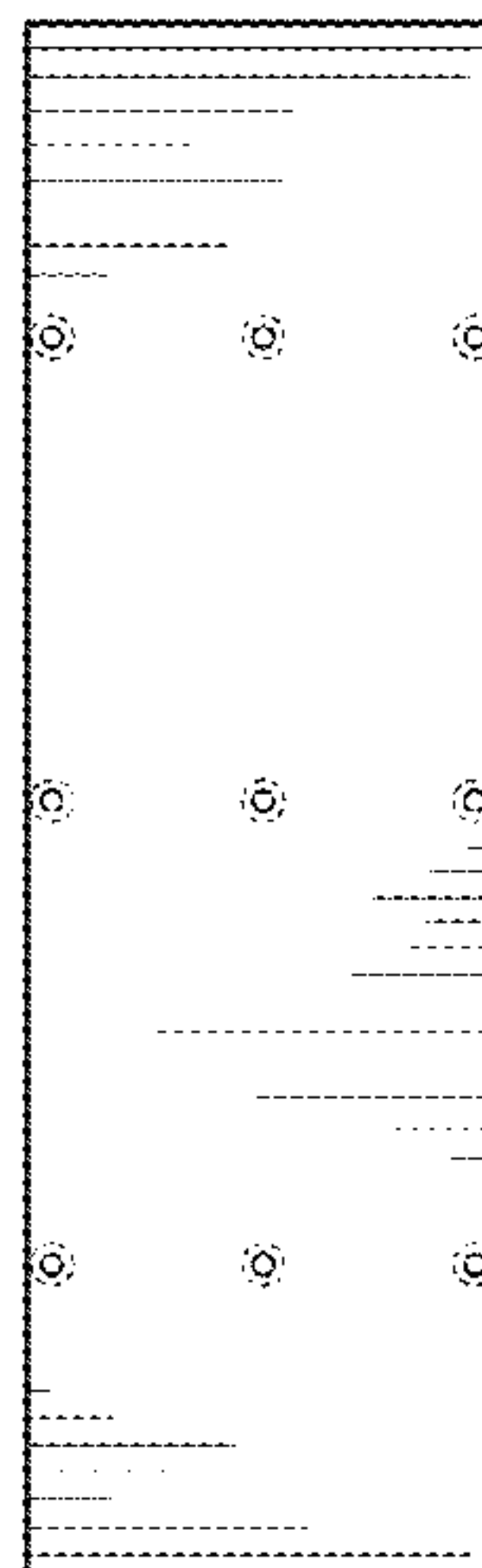
2014/0308509 A1 * 10/2014 Gaddes et al. 428/223

FOREIGN PATENT DOCUMENTS

WO WO 2004081310 A2 * 9/2004

* cited by examiner

1 Claim, 8 Drawing Sheets






FIG. 1




FIG. 2




FIG. 3




FIG. 4

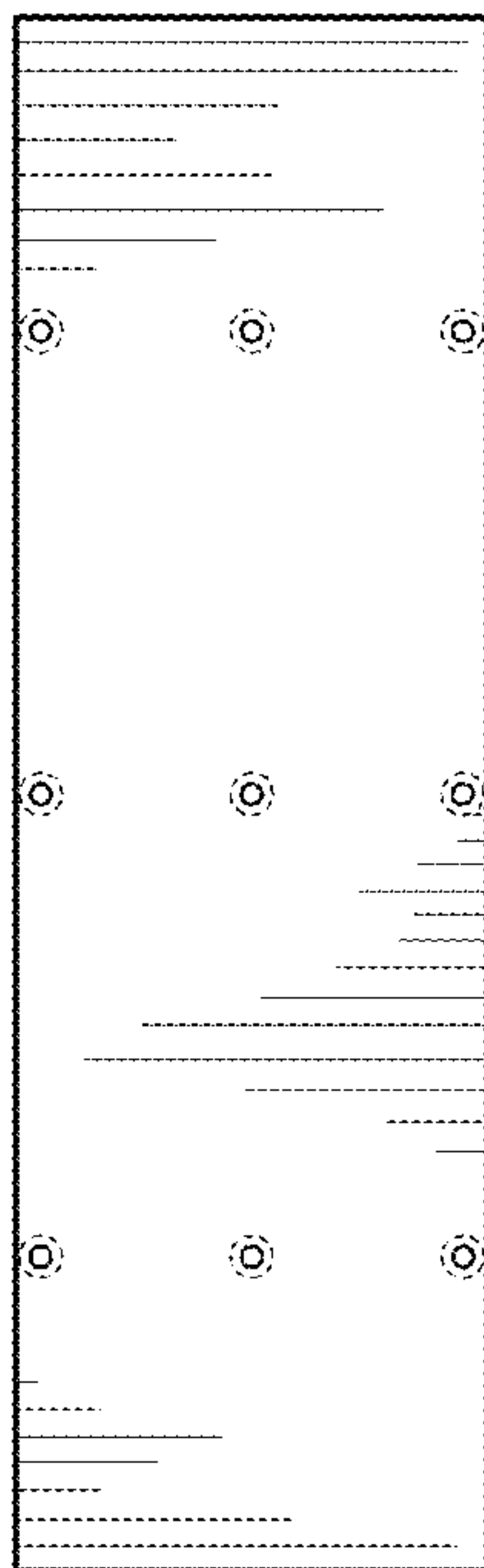


FIG. 5

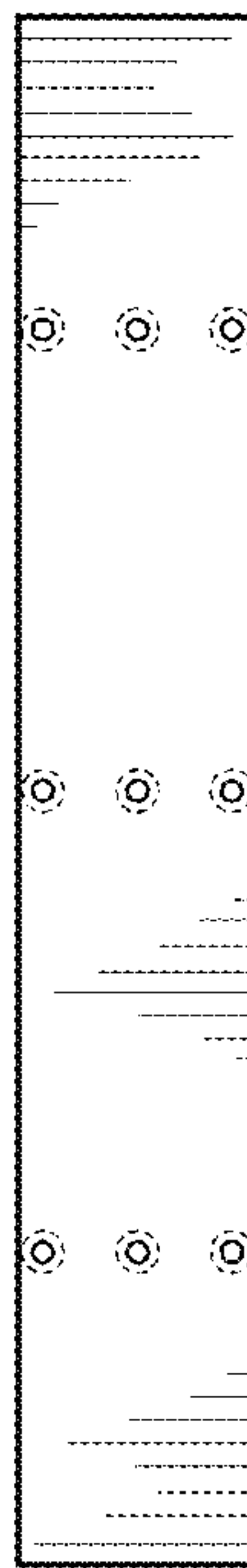


FIG. 6

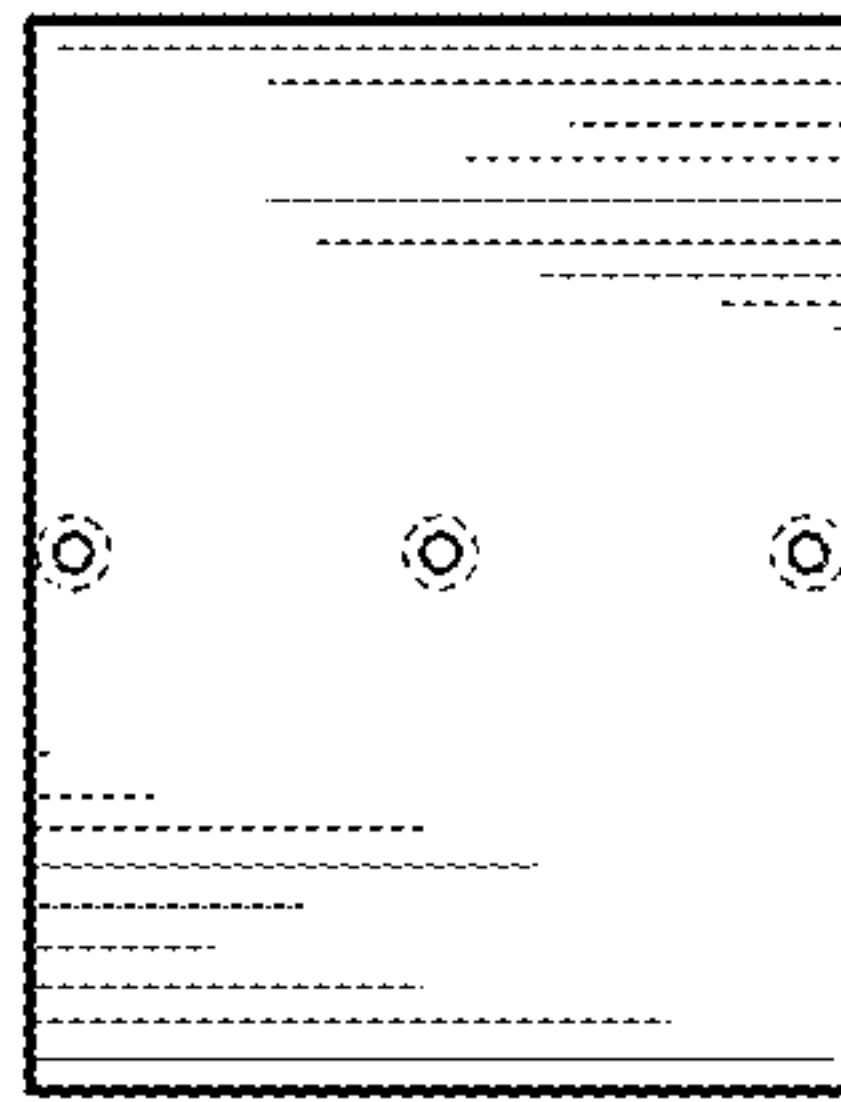


FIG. 7

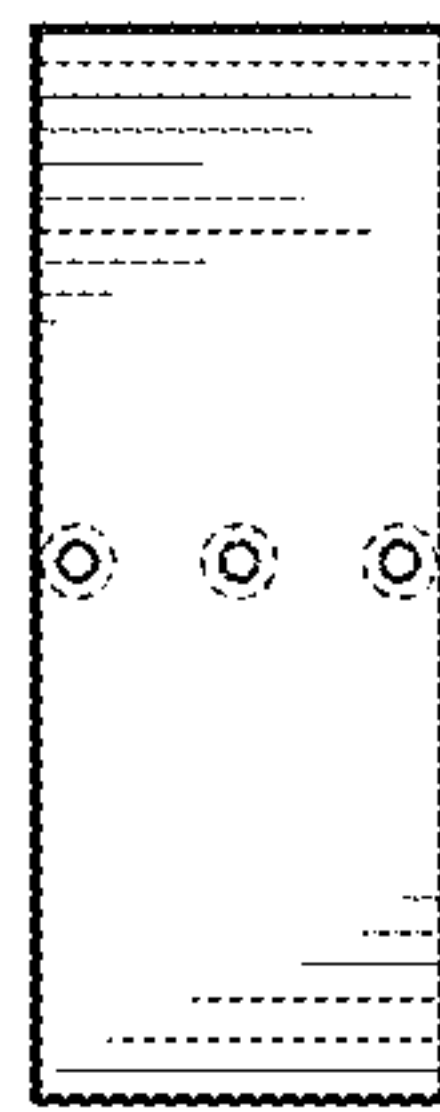


FIG. 8