



US00D757303S

(12) **United States Design Patent**  
**Migeon**

(10) **Patent No.:** **US D757,303 S**  
(45) **Date of Patent:** **\*\* May 24, 2016**

(54) **TREE GUARD**

(71) Applicant: **Nicole Migeon**, New York, NY (US)

(72) Inventor: **Nicole Migeon**, New York, NY (US)

(\*\*) Term: **14 Years**

(21) Appl. No.: **29/518,376**

(22) Filed: **Feb. 23, 2015**

(51) **LOC (10) Cl.** ..... **25-01**

(52) **U.S. Cl.**  
USPC ..... **D25/119**; D25/48.8

(58) **Field of Classification Search**  
USPC ..... D25/38.1, 48.8, 100, 119, 152, 164;  
47/32.4, 32.7, 33, 47, 66.1; D8/1  
CPC ..... A01G 1/08; E04C 2003/046  
See application file for complete search history.

(56) **References Cited**

U.S. PATENT DOCUMENTS

- 6,173,906 B1 \* 1/2001 Von Kerens ..... E04H 17/1413  
239/273
- 6,944,998 B1 \* 9/2005 King ..... A01G 1/08  
47/33
- 7,147,406 B2 \* 12/2006 Clack ..... E02D 29/0241  
405/262
- D614,316 S \* 4/2010 Cochrane ..... D25/119
- D615,670 S \* 5/2010 Cochrane ..... D25/119
- D631,175 S \* 1/2011 Munoz Escribano ..... D25/119
- D684,023 S \* 6/2013 Sikes ..... D8/1
- D704,285 S \* 5/2014 Zucca ..... D21/699

- D724,396 S \* 3/2015 Van Pelt ..... D8/1
- D737,469 S \* 8/2015 Bucarizza ..... D25/119
- 2005/0155287 A1 \* 7/2005 Phillips ..... A01G 9/02  
47/66.1
- 2007/0193112 A1 \* 8/2007 Olink ..... A01G 1/08  
47/33
- 2011/0135875 A1 \* 6/2011 Graham ..... B60N 2/5891  
428/131
- 2012/0266554 A1 \* 10/2012 Fifield ..... E04F 13/0803  
52/302.1
- 2015/0089864 A1 \* 4/2015 Aronow ..... A01G 1/08  
47/33

\* cited by examiner

*Primary Examiner* — Manpreet Matharu

*Assistant Examiner* — Aula Soroush

(74) *Attorney, Agent, or Firm* — Jon E. Gordon; Frommer  
Lawrence & Haug LLP

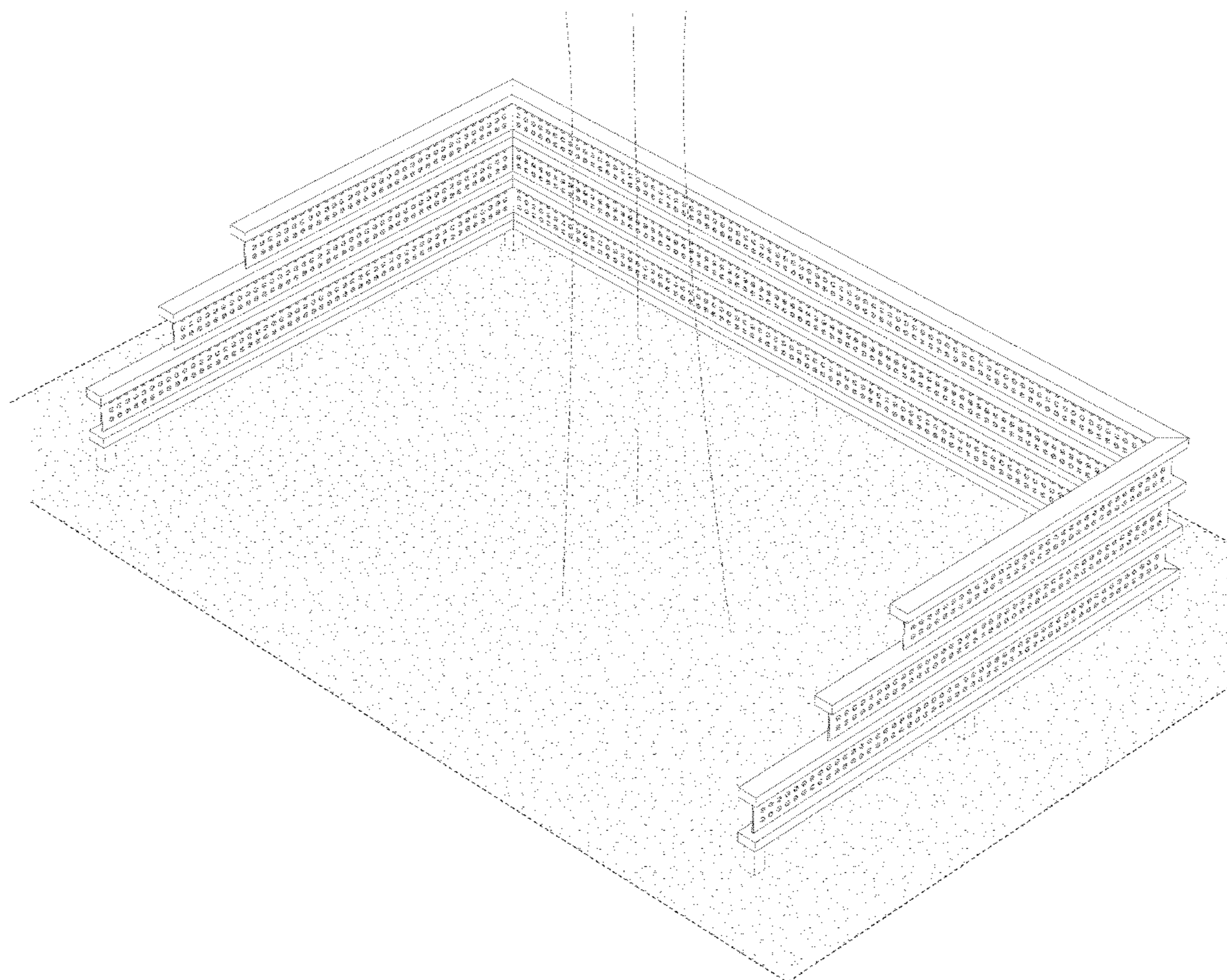
(57) **CLAIM**

The ornamental design for a tree guard, as shown and described.

**DESCRIPTION**

FIG. 1 is a top plan view of a tree guard according to my new design;  
FIG. 2 is a rear elevation view thereof;  
FIG. 3 is a front elevation view thereof;  
FIG. 4 is a left side elevation view thereof;  
FIG. 5 is a right side elevation view thereof; and,  
FIG. 6 is an upper right perspective view thereof.  
The broken lines shown in the drawings illustrate portions of the tree guard that do not form a part of the claimed design.

**1 Claim, 4 Drawing Sheets**






FIG 1

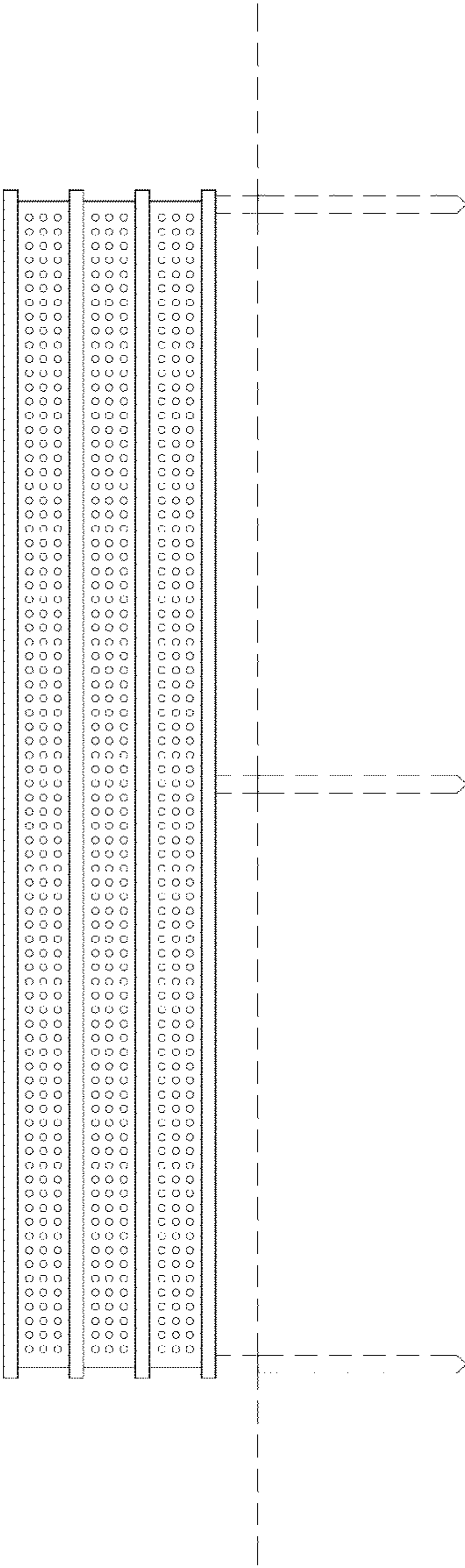


FIG 2




FIG 3

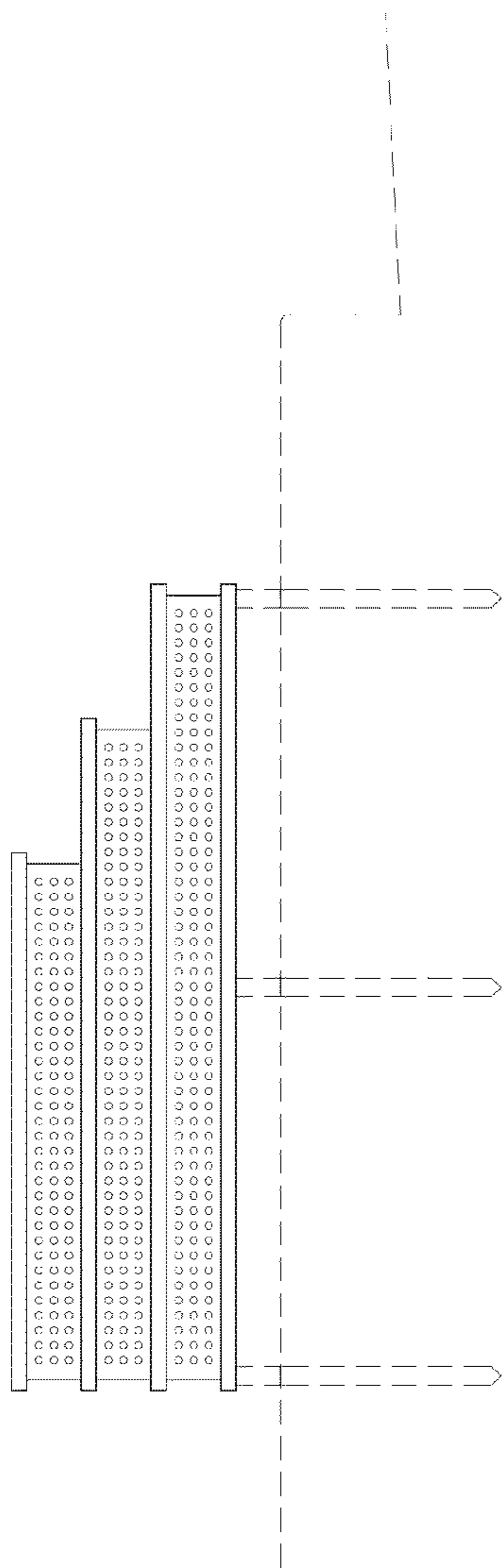


FIG 4

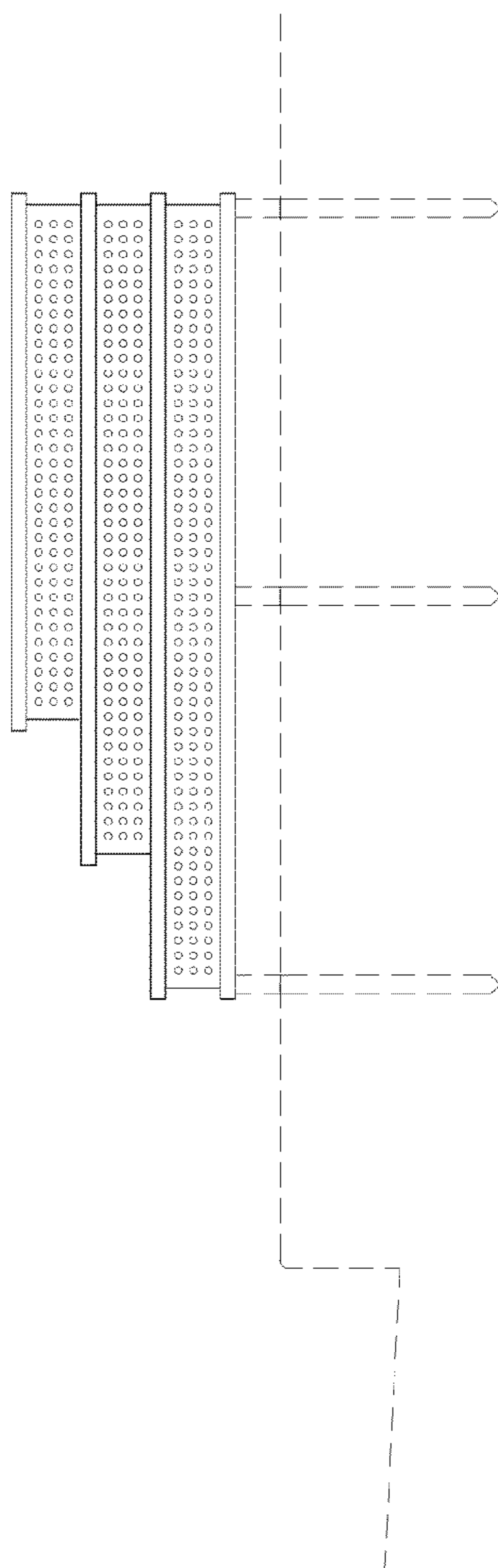


FIG 5

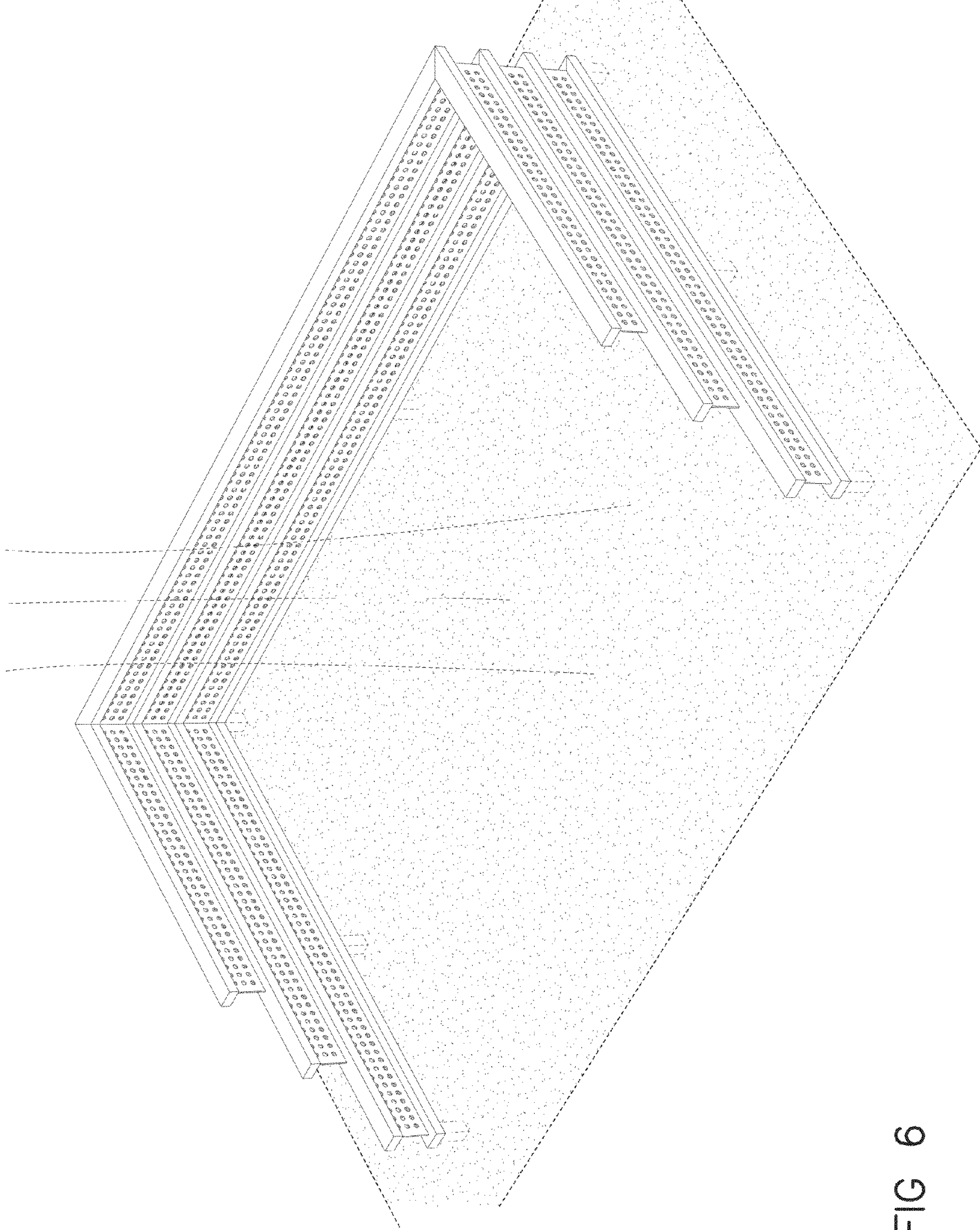


FIG 6