



US00D757297S

(12) **United States Design Patent**
Che

(10) **Patent No.:** **US D757,297 S**

(45) **Date of Patent:** **** May 24, 2016**

(54) **BALCONY GUARD RAILINGS**

(71) Applicant: **Chun-Chun Che**, Thousand Oaks, CA
(US)

(72) Inventor: **Chun-Chun Che**, Thousand Oaks, CA
(US)

(**) Term: **14 Years**

(21) Appl. No.: **29/515,580**

(22) Filed: **Jan. 23, 2015**

(51) **LOC (10) Cl.** **25-02**

(52) **U.S. Cl.**
USPC **D25/38.1**

(58) **Field of Classification Search**
USPC D25/38.1, 39, 40, 41.1, 42, 43, 44, 45,
D25/46, 48.5, 48.8
CPC E05Y 2900/40; E04B 2103/06; E04F
11/1808; E06B 11/02; B04F 11/00; B04F
11/18; B04F 11/1836; B04F 2011/1885;
E04H 17/00; B21F 25/00
See application file for complete search history.

(56) **References Cited**

U.S. PATENT DOCUMENTS

D357,607 S * 4/1995 Nilsson D25/126
D603,527 S * 11/2009 Steverson D25/38.1
D622,409 S * 8/2010 Dong D25/38.1
D706,454 S * 6/2014 Sanchez Rodriguez D25/48.8

D706,952 S * 6/2014 Sanchez Rodriguez D25/48.8
2007/0000195 A1 * 1/2007 Garces B44C 5/00
52/204.61
2009/0146122 A1 * 6/2009 Sherstad E04H 17/00
256/24

OTHER PUBLICATIONS

<http://hereditarystair.en.made-in-china.com/productimage/QXxmRYnJNUkE-2f1j00TMBEOKmyiJgw/China-2014-Hot-Exquisite-Caving-Guardrail-for-Staircase-Porch-Terrace-SJ-828-.html>—Downloaded Dec. 18, 2015.*
http://www.alibaba.com/product-detail/Luxury-Design-Indoor-Balcony-Aluminum-Handrail_60366081457.html?spm=a2700.7724838.30.1.ii2fAx—Downloaded Dec. 18, 2015.*
http://keenhai.en.alibaba.com/product/60198732936-801678145/Interior_Antique_Bronze_Finish_Copper_Stair_Handrail.html—Downloaded Dec. 18, 2015.*
http://keenhai.en.alibaba.com/product/60255176758-801678145/Fine_Carving_Art_Design_Stair_Spiral_Railing_Aluminum_Handrail_for_Stairs.html—Downloaded Dec. 18, 2015.*

* cited by examiner

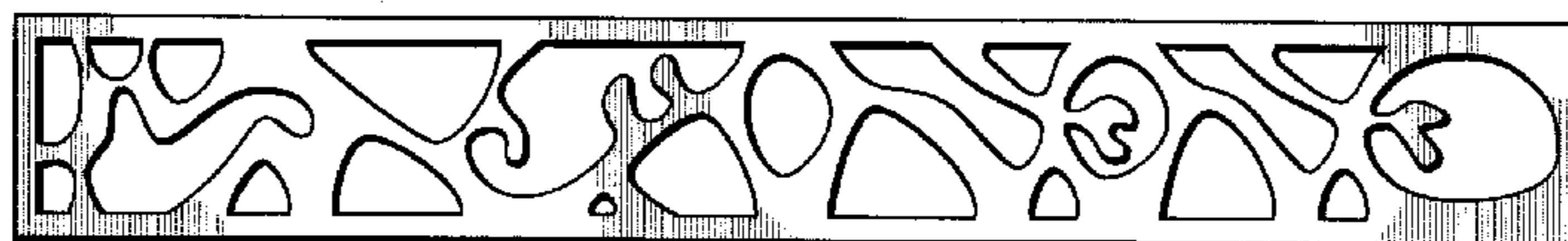

Primary Examiner — Manpreet Matharu
Assistant Examiner — Mojtaba Tehrani
(74) *Attorney, Agent, or Firm* — Koppel, Patrick, Heybl & Philpott

(57) **CLAIM**
The ornamental design for a balcony guard railing, as shown.

DESCRIPTION

FIG. 1 is a top perspective view of a balcony guard railing, showing my new design; and, FIG. 2 is a front elevation view thereof.

1 Claim, 1 Drawing Sheet



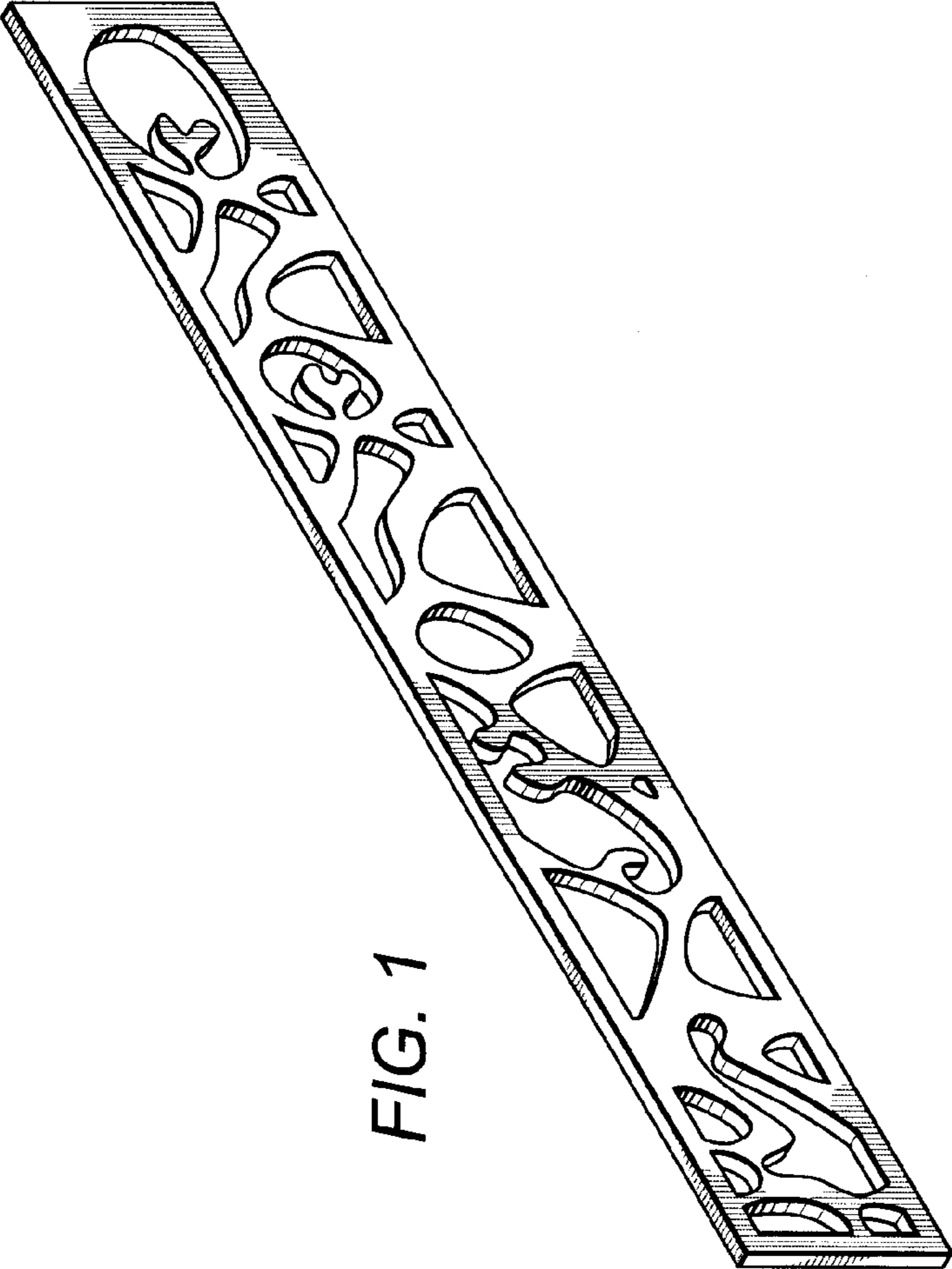


FIG. 1

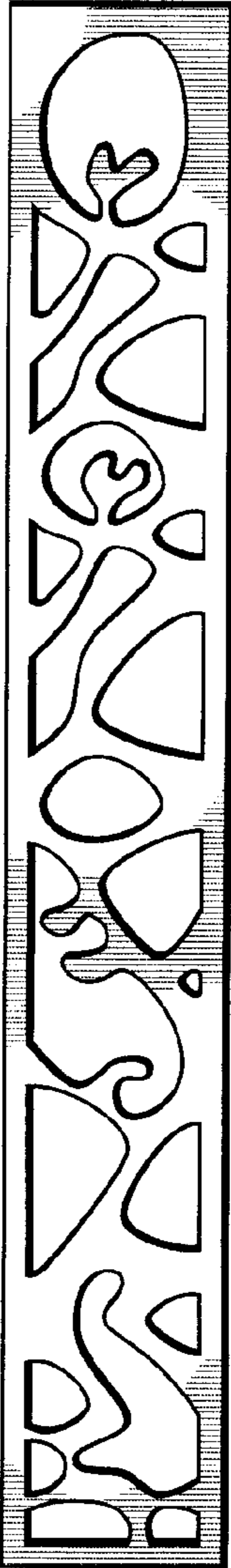


FIG. 2