



US00D757296S

(12) **United States Design Patent**
Rodenburg

(10) **Patent No.:** **US D757,296 S**
(45) **Date of Patent:** **** May 24, 2016**

(54) **FENCE**

(71) Applicant: **BETAFENCE HOLDING NV**, Ghent
(BE)

(72) Inventor: **Michael Rodenburg**, Constantia -
Western Cap (ZA)

(73) Assignee: **BETAFENCE HOLDING NV**, Ghent
(BE)

(**) Term: **14 Years**

(21) Appl. No.: **29/502,594**

(22) Filed: **Sep. 17, 2014**

(30) **Foreign Application Priority Data**

Mar. 17, 2014 (EM) 002426445-0001

(51) **LOC (10) Cl.** **25-02**

(52) **U.S. Cl.**
USPC **D25/38.1**

(58) **Field of Classification Search**

USPC D25/38.1, 39, 40, 41.1, 42, 43, 44, 45,
D25/46, 48.5, 48.8; D3/304, 305; D7/704
CPC E05Y 2900/40; E04B 2103/06; E04F
11/1808; E06B 11/02; E04H 17/00; B21F
25/00

See application file for complete search history.

(56) **References Cited**

U.S. PATENT DOCUMENTS

4,366,949 A * 1/1983 Staub, Sr. E04H 17/00
256/1
D353,865 S * 12/1994 Smith D21/705
D519,280 S * 4/2006 Kellogg D3/305

D635,275 S * 3/2011 Nissenbaum D25/38.1
D675,341 S * 1/2013 Cochrane D25/38.1
8,689,501 B2 * 4/2014 Chamoux E02D 29/0208
52/173.1

(Continued)

OTHER PUBLICATIONS

http://www.alibaba.com/product-detail/Chrome-Wall-Panel-Wire-Mesh-Basket_1813922684/showimage.html—Downloaded Dec. 18, 2015.*

(Continued)

Primary Examiner — Manpreet Matharu

Assistant Examiner — Mojtaba Tehrani

(74) *Attorney, Agent, or Firm* — Symbus Law Group LLC;
Clifford D. Hyra


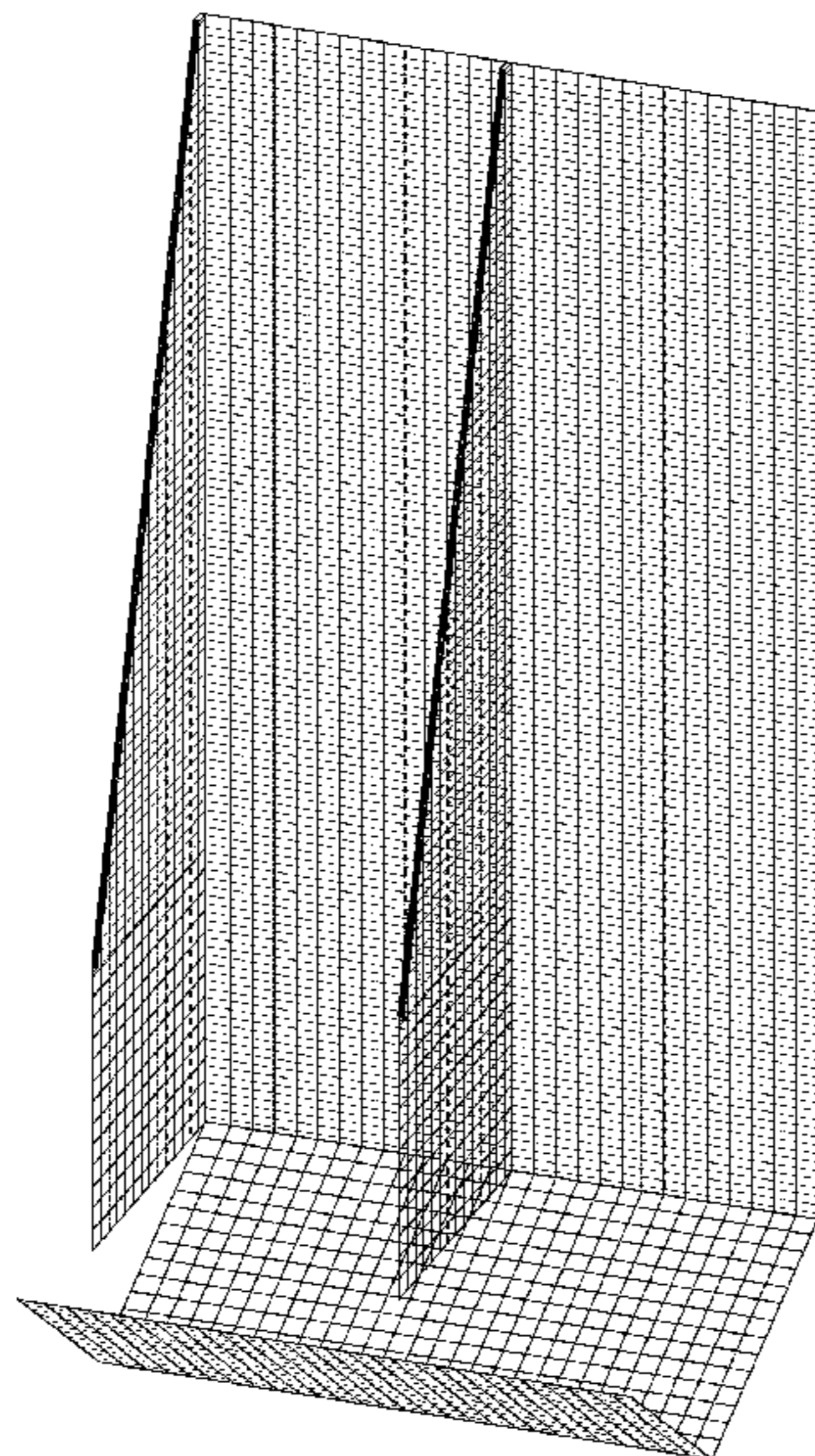
(57) **CLAIM**

The ornamental design for a fence, as shown.

DESCRIPTION

FIG. 1 is a rear view of the fence, showing my new design;
FIG. 2 is a front view of the fence of FIG. 1.
FIG. 3 is a left side view of the fence of FIG. 1.
FIG. 4 is a right side view of the fence of FIG. 1.
FIG. 5 is a top view of the fence of FIG. 1.
FIG. 6 is a bottom view of the fence of FIG. 1.
FIG. 7 is a perspective view of a fence of FIG. 1 showing the front, right and top sides.
FIG. 8 is a perspective view thereof, shown in position of use in which removable vertical portions of the fence have been folded flat.
FIG. 9 is a perspective view thereof, shown in position of use in which bottom horizontal portion of the fence has been folded flat; and,
FIG. 10 is a perspective view thereof, shown in position of use in which removable vertical portions of the fence have been removed.

1 Claim, 9 Drawing Sheets



(56)

References Cited

U.S. PATENT DOCUMENTS

9,157,203 B2 * 10/2015 Heselden E02B 3/06
2010/0024343 A1 * 2/2010 Eggermont E02D 29/0208
52/648.1

OTHER PUBLICATIONS

http://www.alibaba.com/product-detail/Wire-Mesh-Basket-YG1190K_1813853908/showimage.html—Downloaded Dec. 18, 2015.*

<http://www.aliexpress.com/item/High-grade-iron-mesh-three-grid-bookshelf-Information-planes-File-column-Book-holder-Office-paper-metal/32460581049.html>—Downloaded Dec. 18, 2015.*

<http://www.walmart.com/ip/Buddy-Products-Single-Wire-Mesh-Magazine-File/>

36891126?ul=414146M167850178M151218173307NNZ

&oid=223073.36891126&wmlspartner=XdSn0e3h3*k

&sourceid=09788907241666652104&affillinktype=15&veh=aff—

Downloaded Dec. 18, 2015.*

* cited by examiner




FIG. 1




FIG. 2

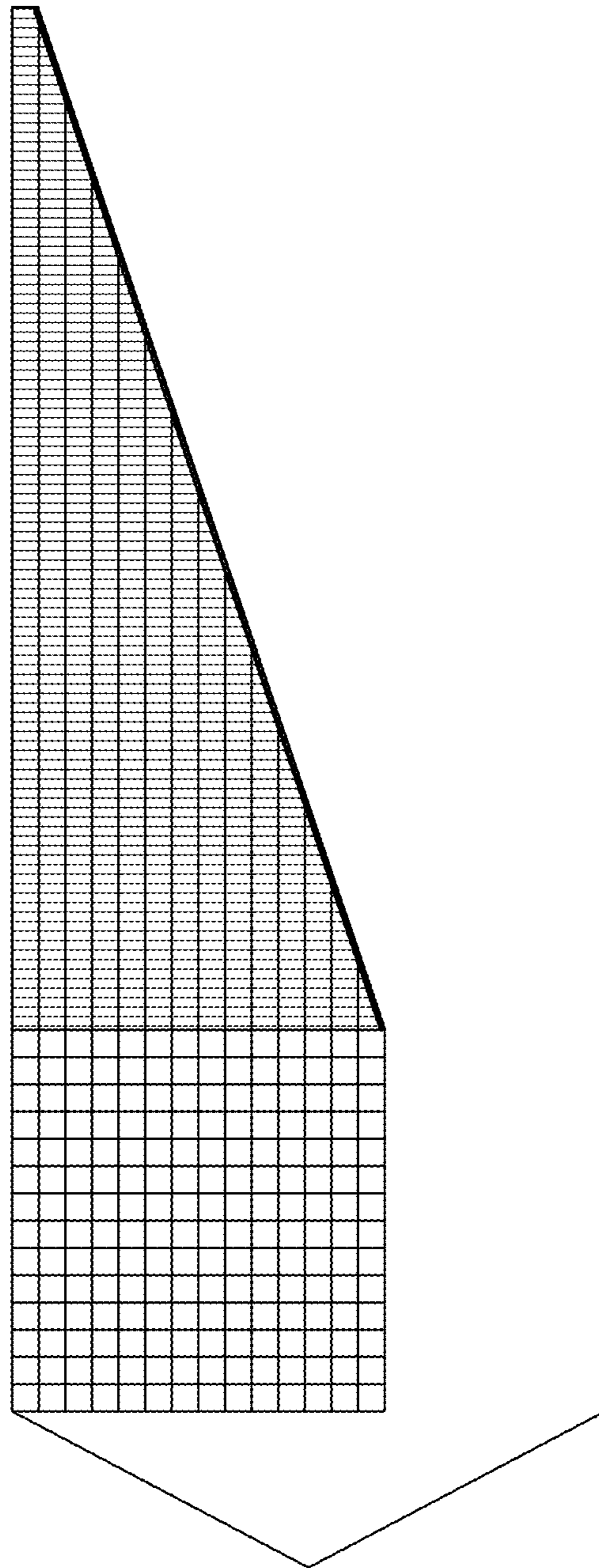


FIG. 3

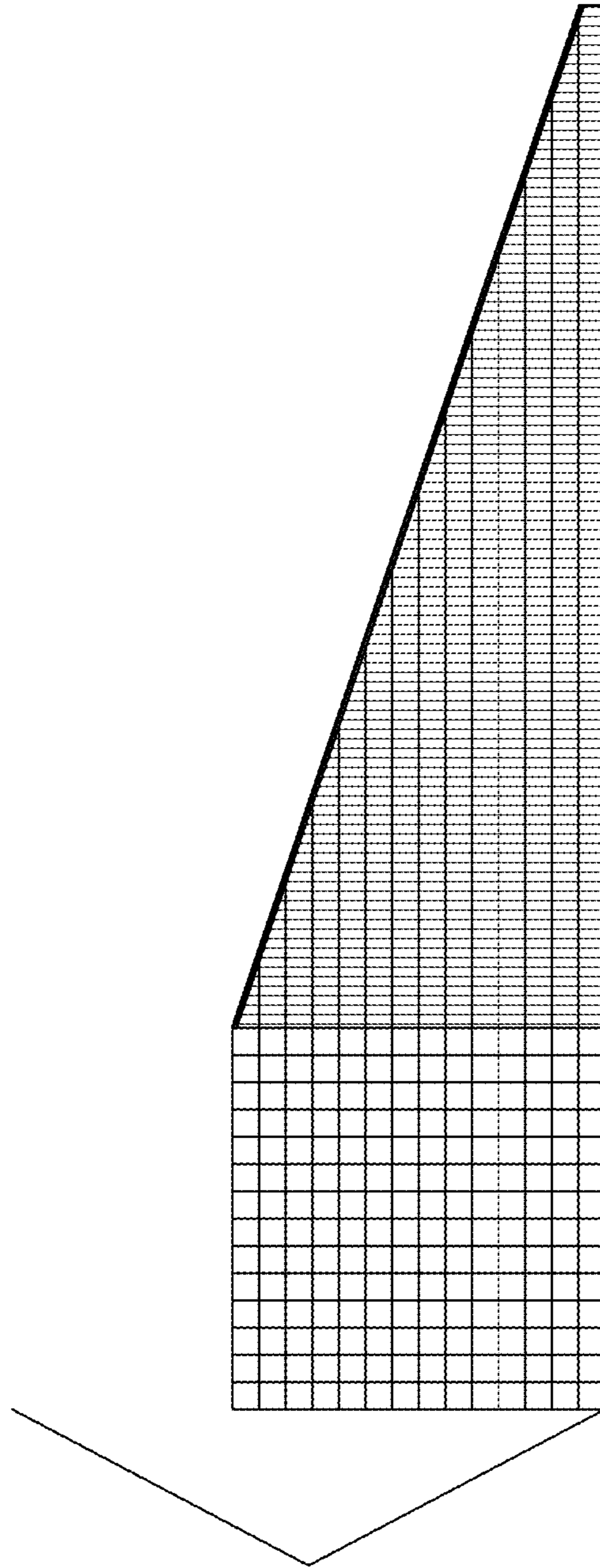


FIG. 4

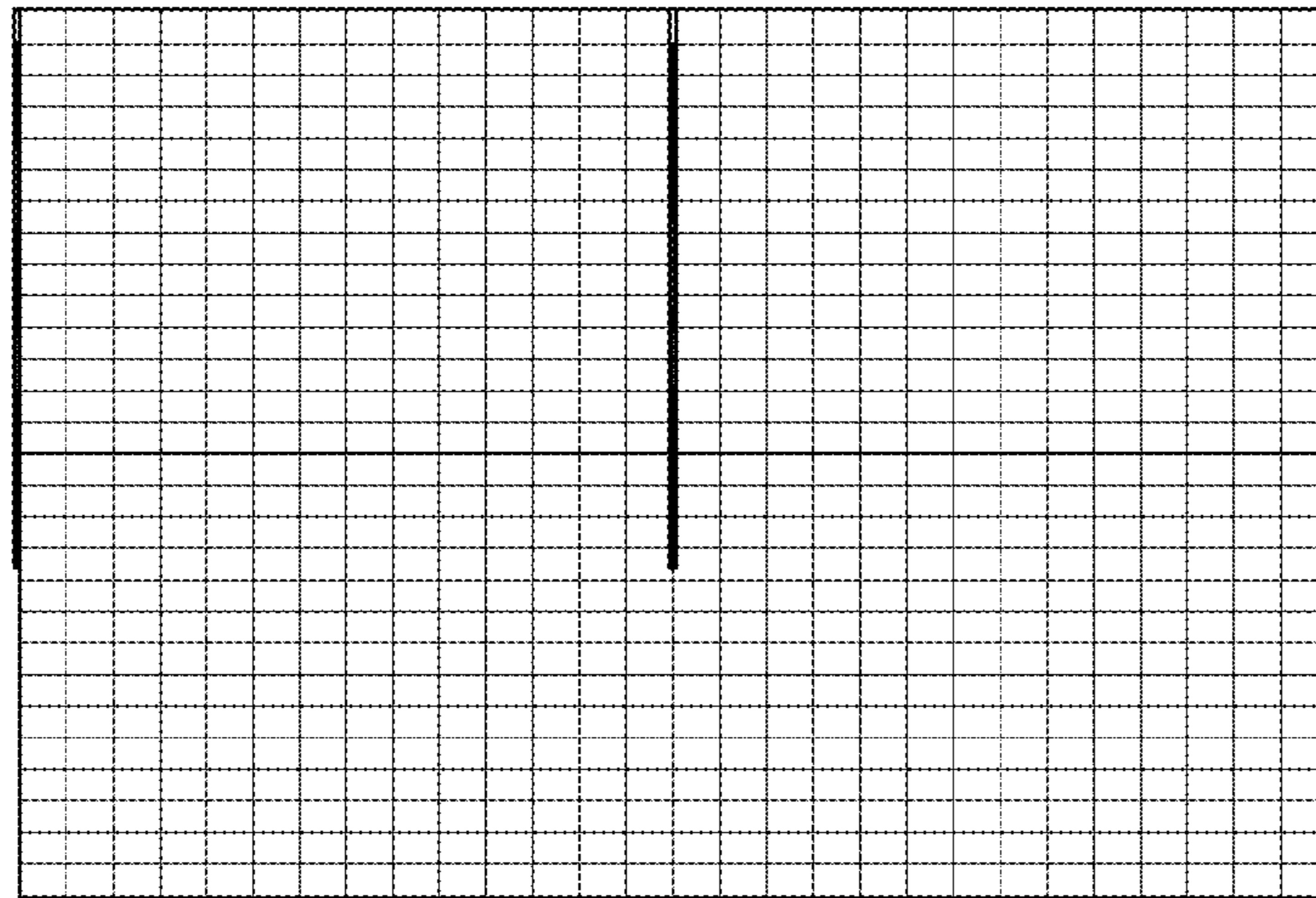


FIG. 5

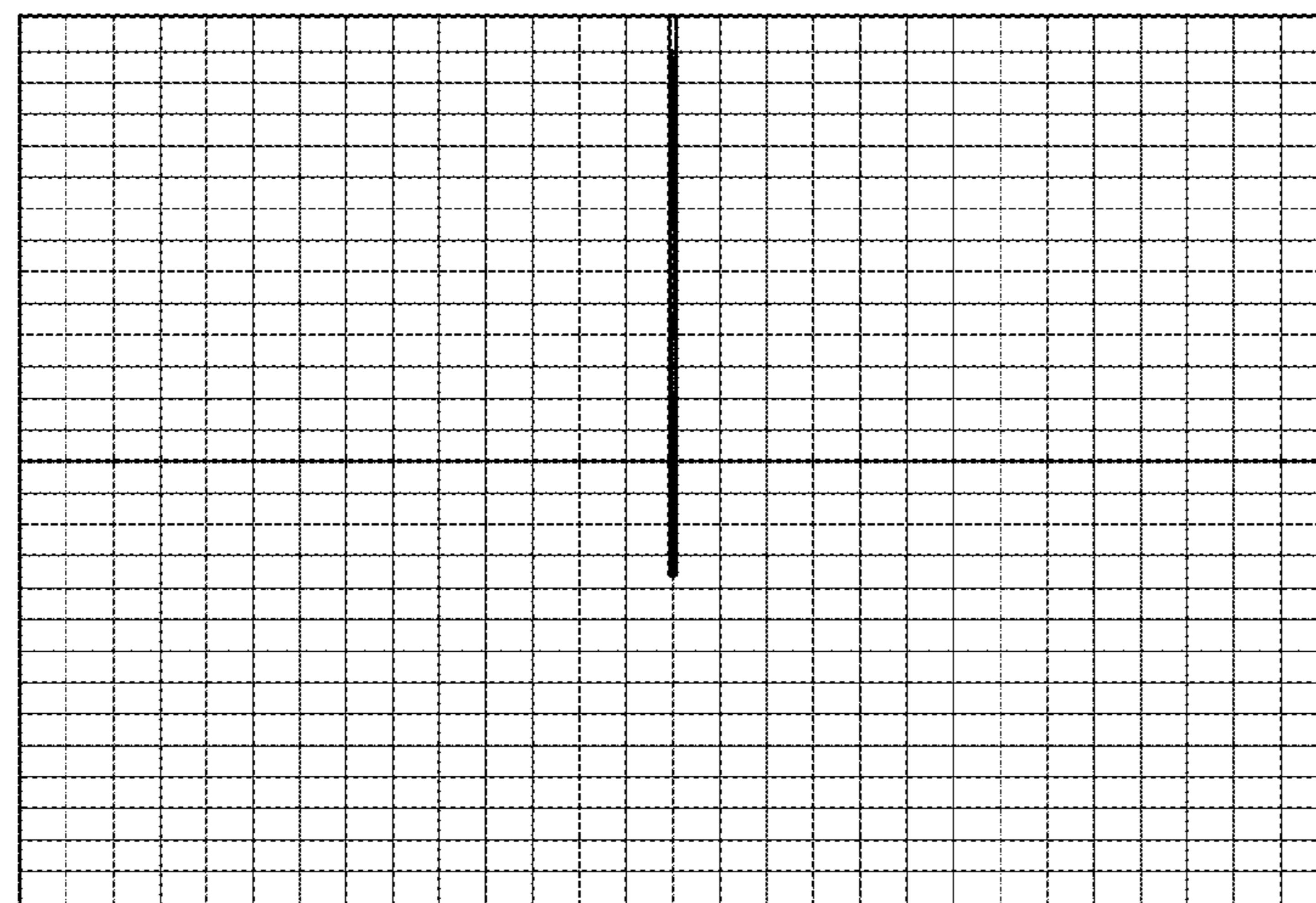


FIG. 6

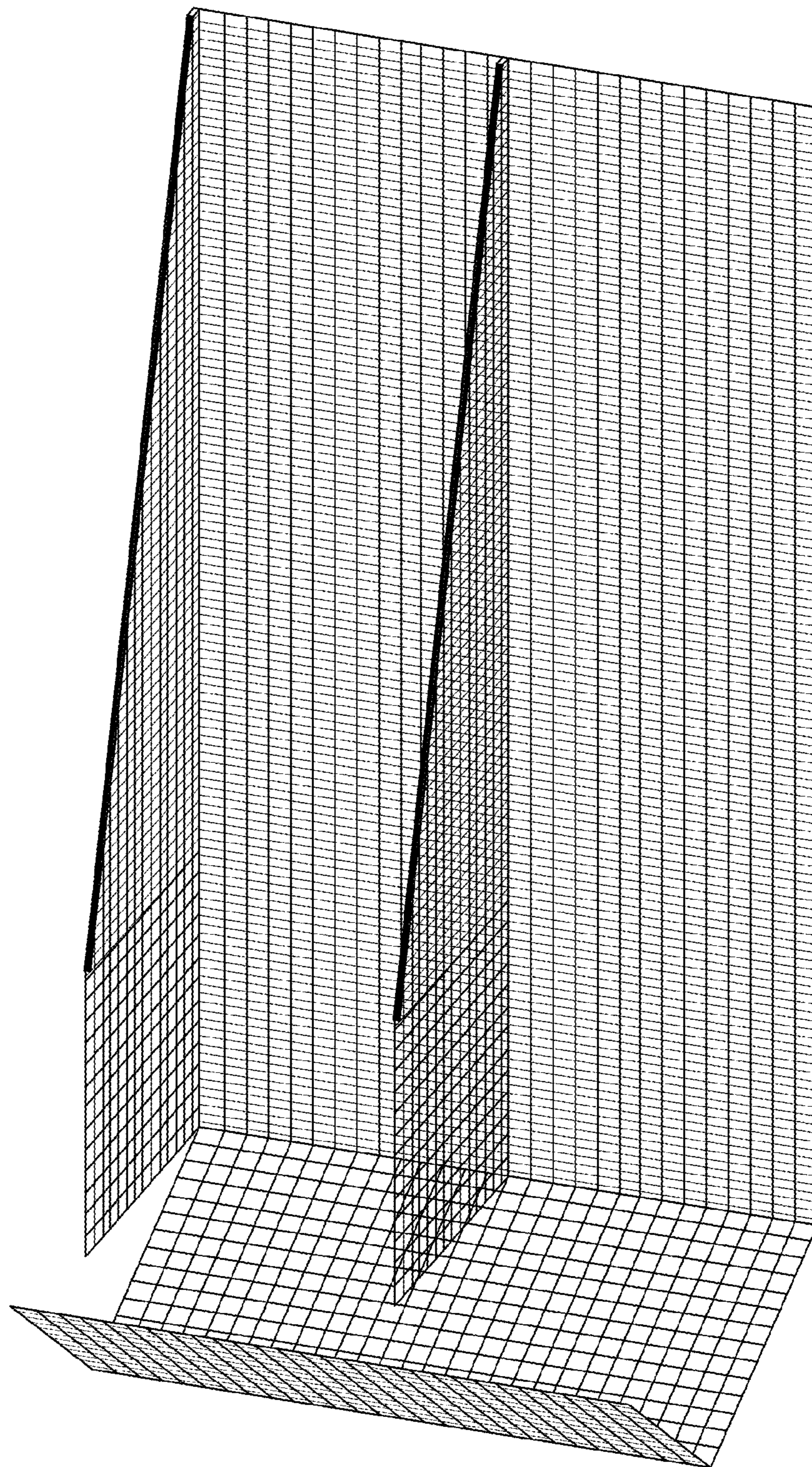


FIG. 7

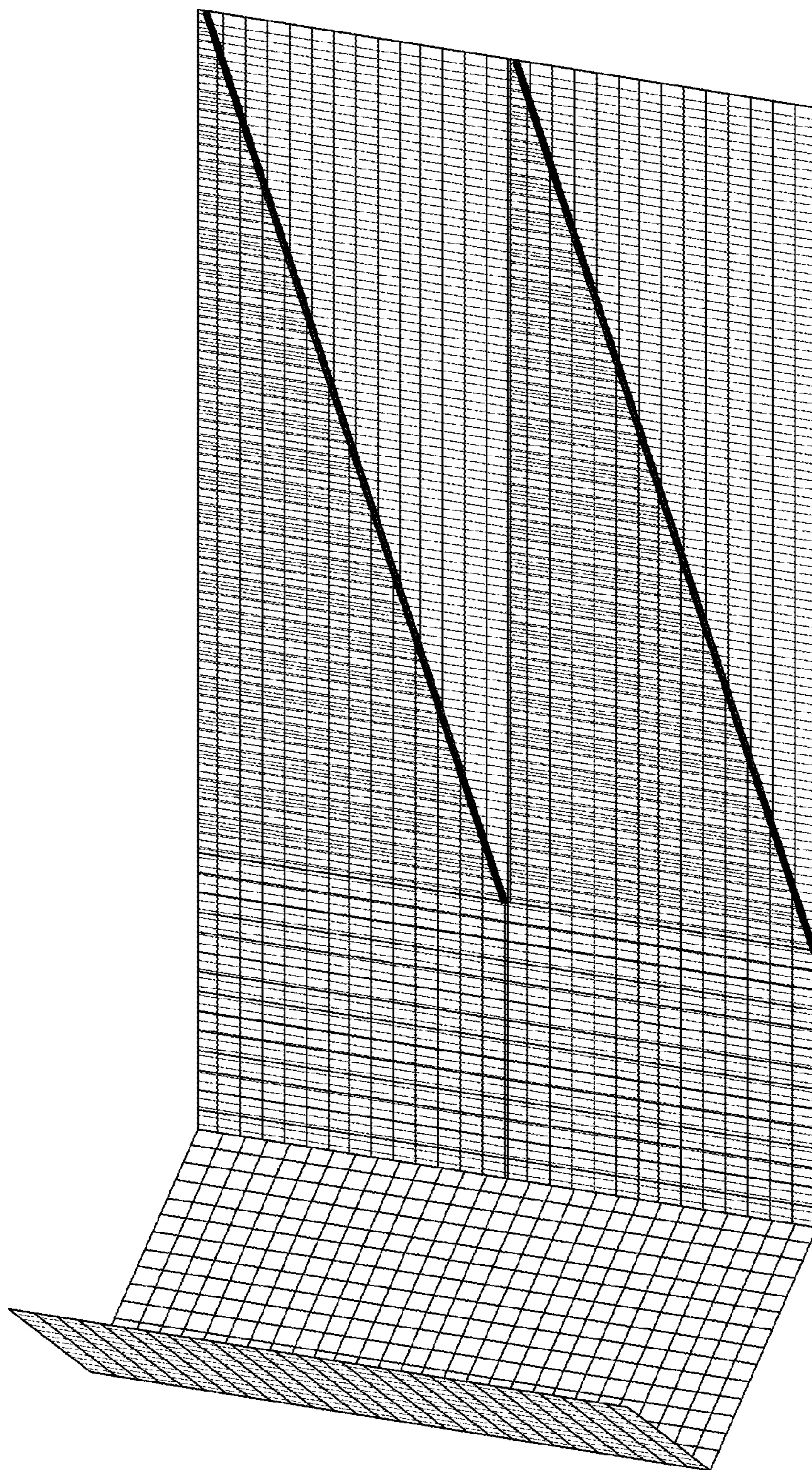


FIG. 8

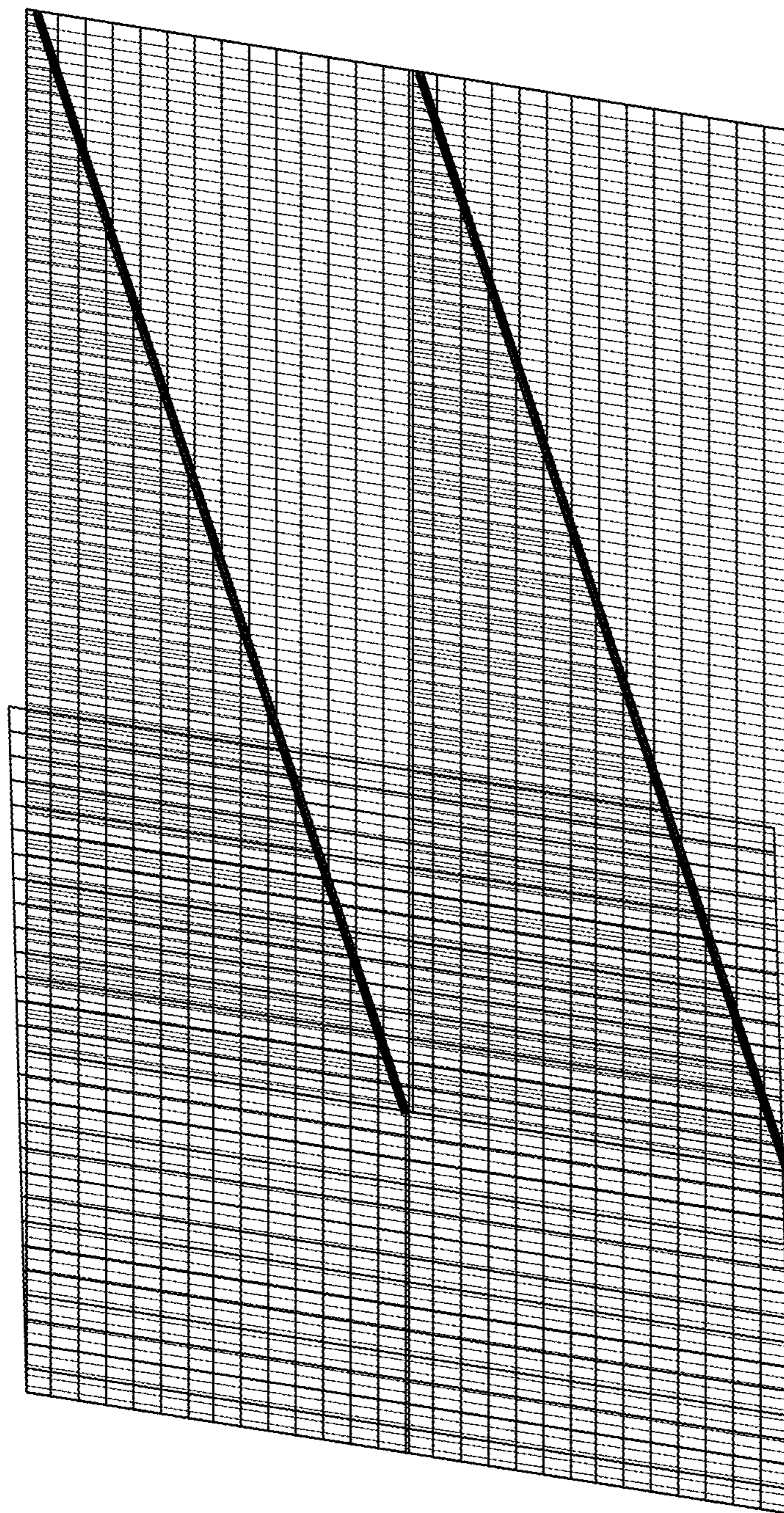


FIG. 9

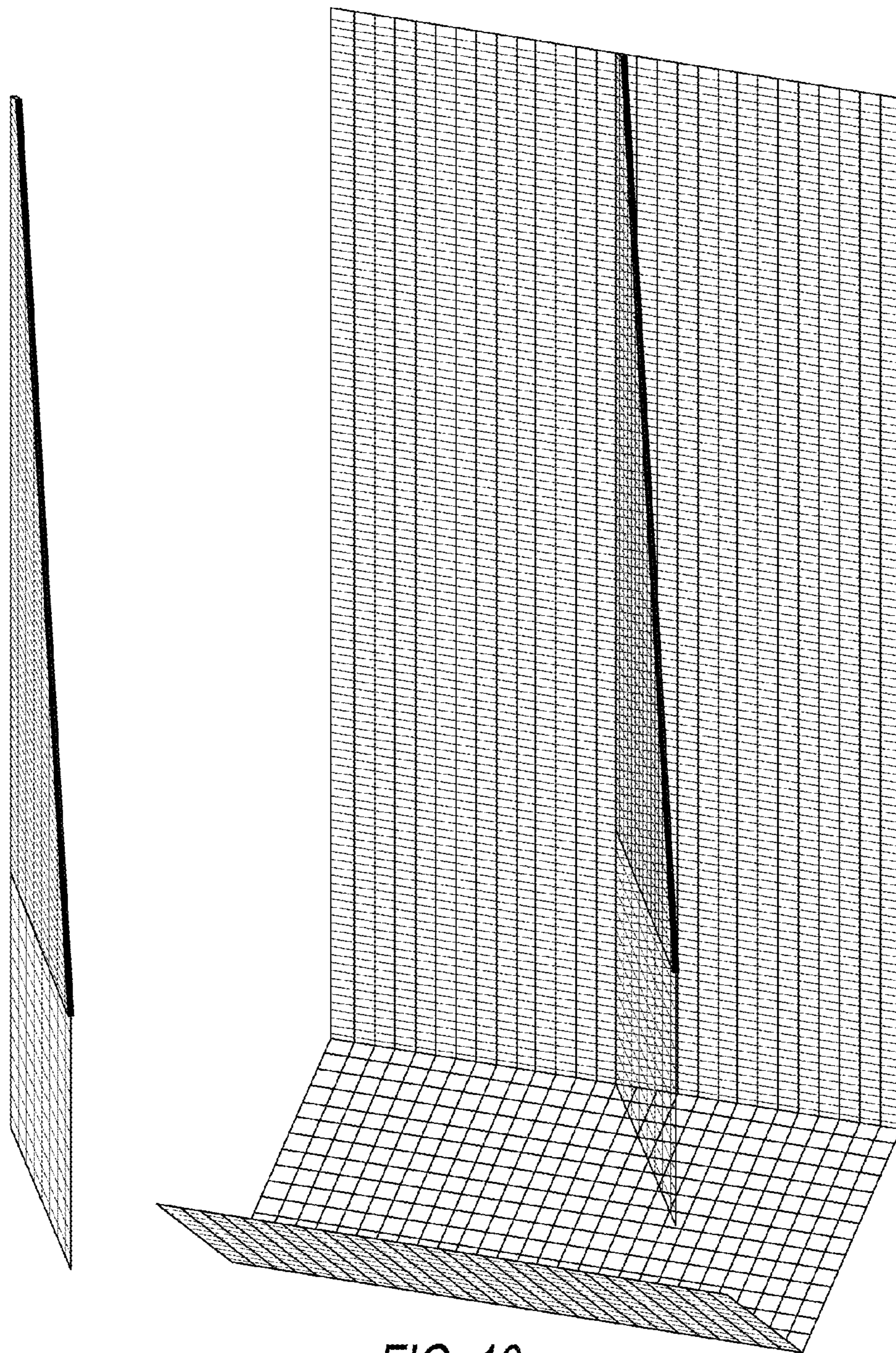


FIG. 10