

US00D757291S

(12) **United States Design Patent**
Chen

(10) **Patent No.:** **US D757,291 S**
(45) **Date of Patent:** **** May 24, 2016**

(54) **WRIST SUPPORT MASSAGER**

(71) Applicant: **Healthmate International, LLC**,
Kansas City, MO (US)

(72) Inventor: **Shawn Chen**, Kansas City, MO (US)

(73) Assignee: **Healthmate International, LLC**,
Kansas City, MO (US)

(**) Term: **15 Years**

(21) Appl. No.: **29/529,735**

(22) Filed: **Jun. 10, 2015**

(51) **LOC (10) Cl.** **28-03**

(52) **U.S. Cl.**
USPC **D24/215**

(58) **Field of Classification Search**

USPC D24/200, 211, 212, 213, 214, 215,
D24/189-193; 604/19, 27-33, 38, 46, 52,
604/112, 118, DIG. 12, DIG. 14, DIG. 1,
604/DIG. 16, DIG. 17; D30/160
CPC A61H 2201/0153; A61H 2201/0207;
A61H 2201/0263; A61H 2201/0111; A61H
2201/1253; A61H 2205/082; A61H 2205/085;
A61H 15/0085; A61H 19/00; A61H 19/30;
A61H 19/32; A61H 19/40; A61H 19/44;
A61H 19/50

See application file for complete search history.

(56) **References Cited**

U.S. PATENT DOCUMENTS

3,921,620	A	*	11/1975	Nakayama	A61N 2/06	600/15
D362,505	S	*	9/1995	Fabricant	D24/189	
D427,316	S	*	6/2000	Ruscitti	D24/191	
D463,564	S	*	9/2002	Siegwart	D24/189	
D495,419	S	*	8/2004	Dunshee	D24/189	
D608,893	S	*	1/2010	Arbesman	D24/189	
D608,894	S	*	1/2010	Arbesman	D24/189	
D677,797	S	*	3/2013	Godfrey	D2/600	

* cited by examiner

Primary Examiner — Sandra Snapp

(74) *Attorney, Agent, or Firm* — Erickson Kernell
Derusseau & Kleypas, LLC

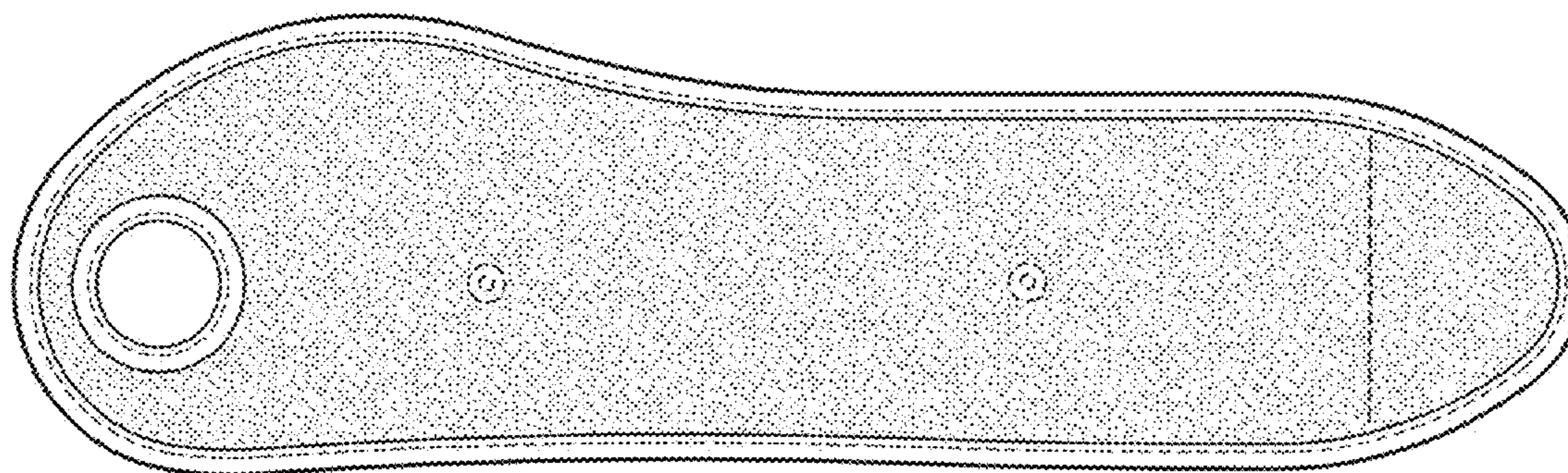
(57) **CLAIM**

The ornamental design for a wrist support massager, as shown and described.

DESCRIPTION

FIG. 1 is a top plan view of a wrist support massager showing my new design;
FIG. 2, is a bottom plan view thereof;
FIG. 3 is a rear elevation view thereof;
FIG. 4 is a front elevation view thereof;
FIG. 5 is a left side elevation view thereof; and,
FIG. 6 is a right side elevation view thereof.
The broken lines around the perimeter of the wrist support massager and across the ends thereof in FIGS. 1 & 2 represent stitching and from no part of the claimed design. The remaining broken lines shown in the drawings are for illustrative purposes only and form no part of the claimed design.

1 Claim, 2 Drawing Sheets



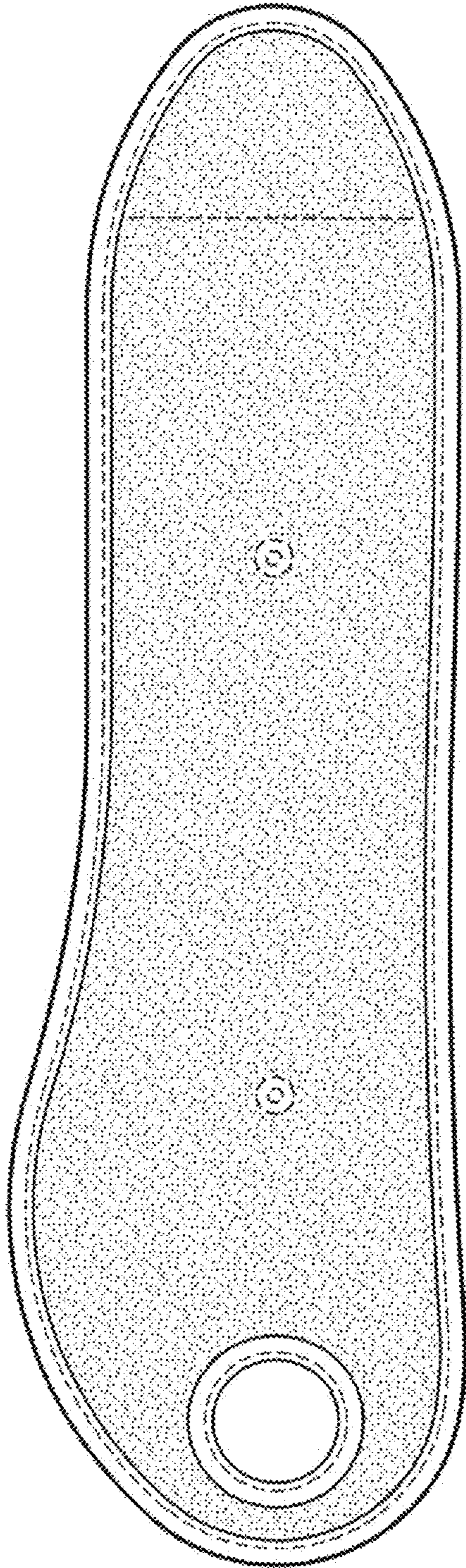


Fig. 1

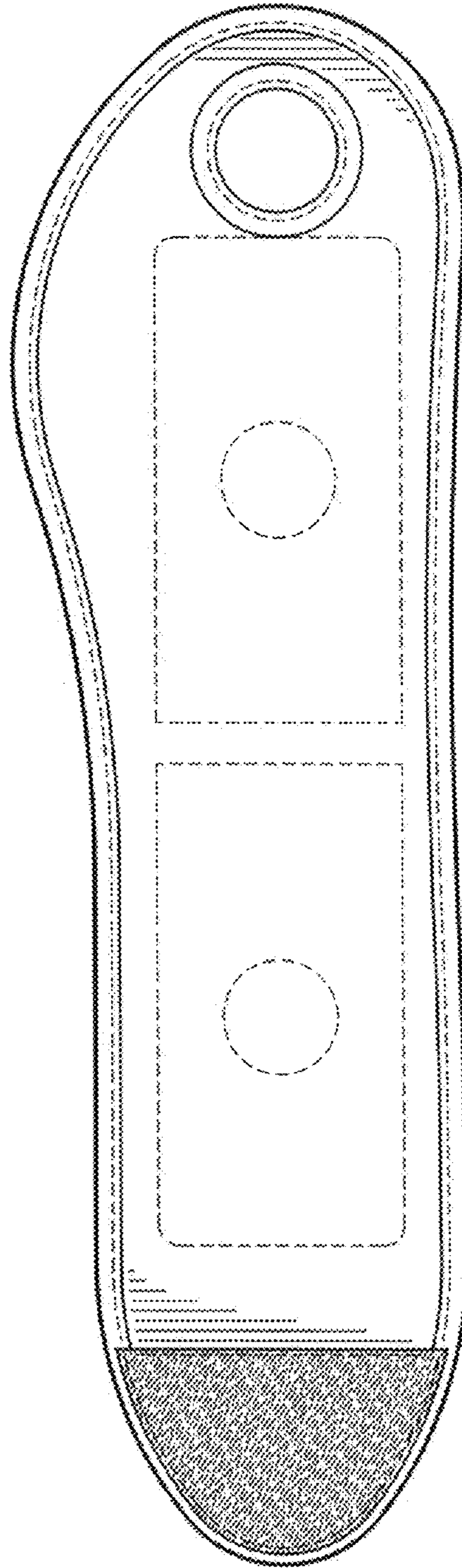


Fig. 2

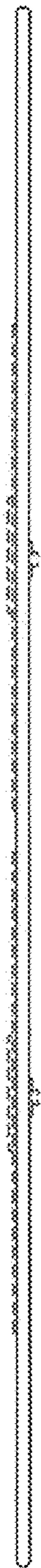


Fig. 3

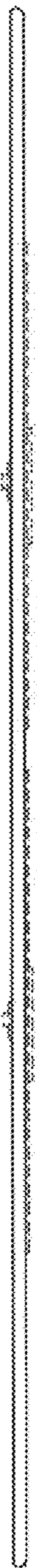


Fig. 4




Fig. 5 *Fig. 6*