

US00D757290S

(12) **United States Design Patent**  
**Chen**

(10) **Patent No.:** **US D757,290 S**  
(45) **Date of Patent:** **\*\* May 24, 2016**

(54) **ANKLE SUPPORT MASSAGER**  
(71) Applicant: **Healthmate International, LLC,**  
Kansas City, MO (US)  
(72) Inventor: **Shawn Chen,** Kansas City, MO (US)  
(73) Assignee: **Healthmate International, LLC,**  
Kansas City, MO (US)  
(\*\*) Term: **15 Years**

D510,140 S \* 9/2005 Brown ..... D24/190  
D571,923 S \* 6/2008 Roberts ..... D24/190  
D618,812 S \* 6/2010 Beckwith ..... D24/190  
D619,267 S \* 7/2010 Beckwith ..... D24/190  
D626,241 S \* 10/2010 Sagnip ..... D24/190  
D626,242 S \* 10/2010 Sagnip ..... D24/190  
D634,437 S \* 3/2011 Gramza ..... D24/190  
D662,213 S \* 6/2012 Quisenberry ..... D24/206  
D703,824 S \* 4/2014 Ferguson, Jr. .... D21/683  
D708,342 S \* 7/2014 Dunshee ..... D24/189  
D731,069 S \* 6/2015 Bialek ..... D24/190  
2008/0195012 A1\* 8/2008 Miros ..... A61F 5/0106  
602/26

(21) Appl. No.: **29/529,734**  
(22) Filed: **Jun. 10, 2015**  
(51) **LOC (10) Cl.** ..... **28-03**  
(52) **U.S. Cl.**  
USPC ..... **D24/215**  
(58) **Field of Classification Search**  
USPC ..... D24/200, 211, 212, 213, 214, 215,  
D24/189-193; 601/19, 27-33, 38, 46, 52,  
601/112, 118, DIG. 12, DIG. 14, DIG. 1,  
601/DIG. 16, DIG. 17; D30/160  
CPC ..... A61H 2201/0153; A61H 2201/0207;  
A61H 2201/0263; A61H 2201/0111; A61H  
2201/1253; A61H 2205/082; A61H 2205/085;  
A61H 15/0085; A61H 19/00; A61H 19/30;  
A61H 19/32; A61H 19/40; A61H 19/44;  
A61H 19/50  
See application file for complete search history.

\* cited by examiner

*Primary Examiner* — Sandra Snapp  
(74) *Attorney, Agent, or Firm* — Erickson Kernell  
Derousseau & Kleypas, LLC

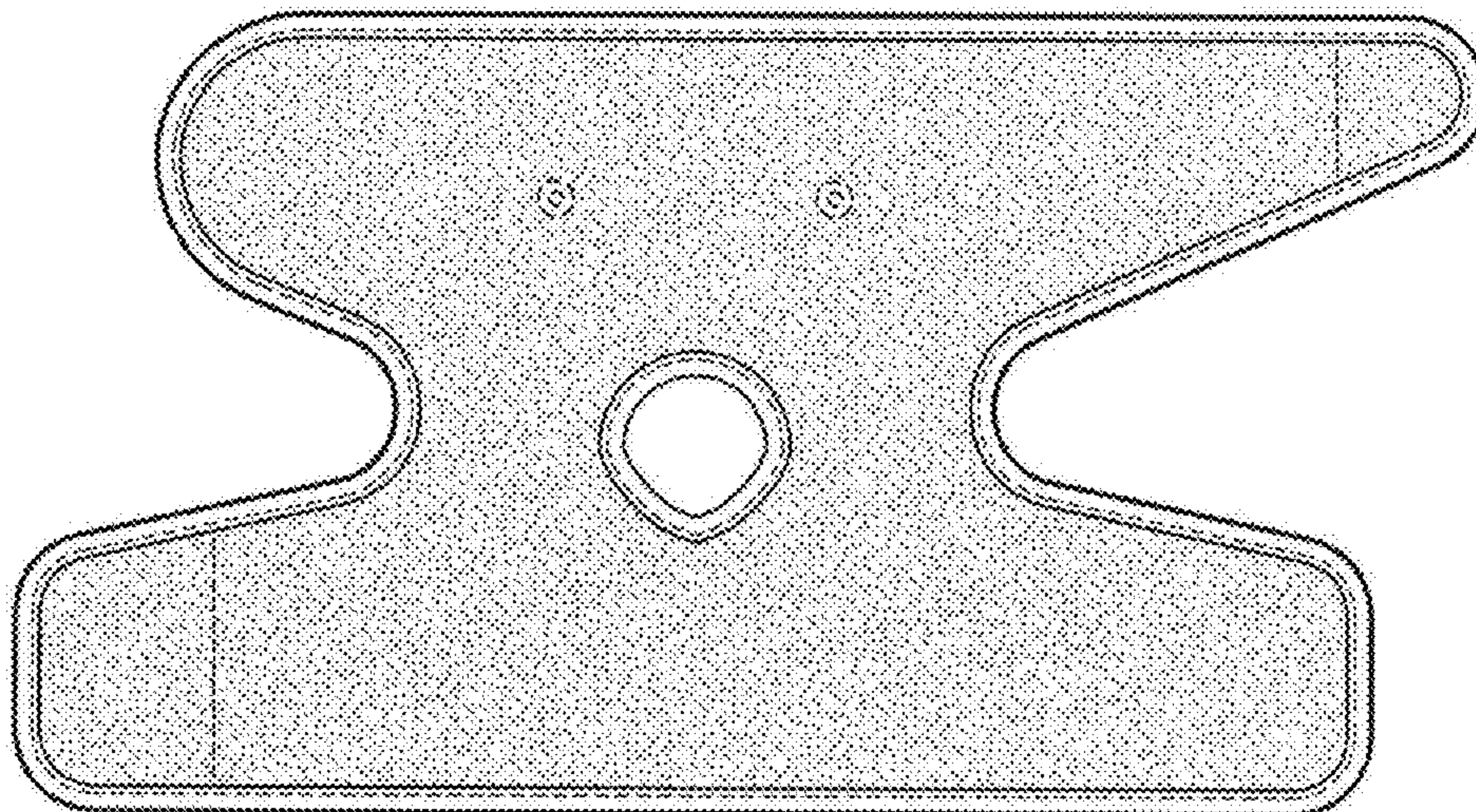
(57) **CLAIM**  
The ornamental design for an ankle support massager, as  
shown and described.

**DESCRIPTION**

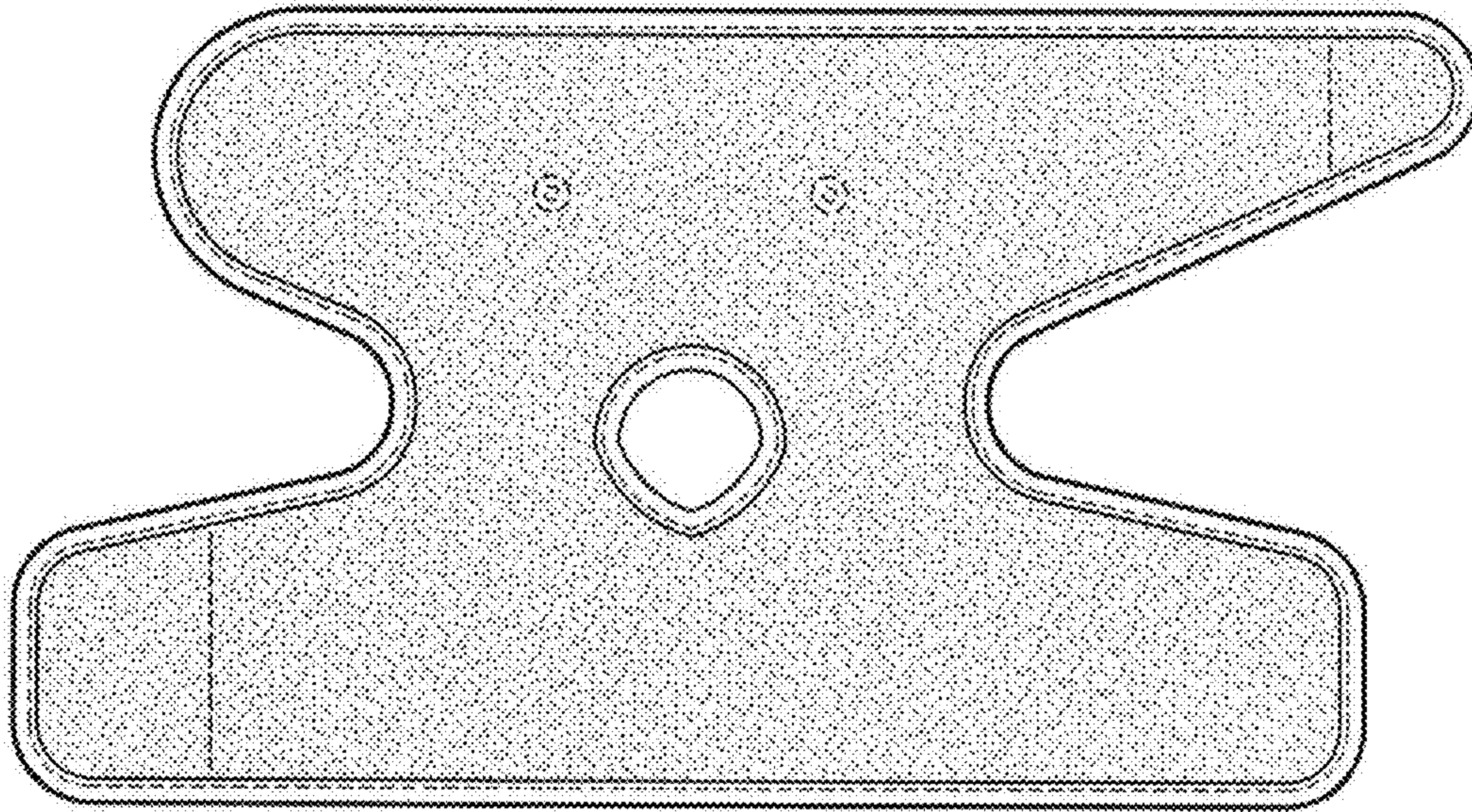
FIG. 1 is a top plan view of an ankle support massager show-  
ing my new design;  
FIG. 2, is a bottom plan view thereof;  
FIG. 3 is a front elevation view thereof;  
FIG. 4 is a rear side elevation view thereof;  
FIG. 5 is a right side elevation view thereof; and,  
FIG. 6 is a left side elevation view thereof.  
The broken lines around the perimeter of the ankle support  
massager and across the ends thereof in FIGS. 1 & 2 represent  
stitching and form no part of the claimed design. The remain-  
ing broken lines shown in the drawings are for illustrative  
purposes only and form no part of the claimed design.

(56) **References Cited**  
U.S. PATENT DOCUMENTS  
D242,955 S \* 1/1977 Arluck ..... D24/190  
D470,592 S \* 2/2003 Dunshee ..... D24/189  
D471,632 S \* 3/2003 Dunshee ..... D24/189

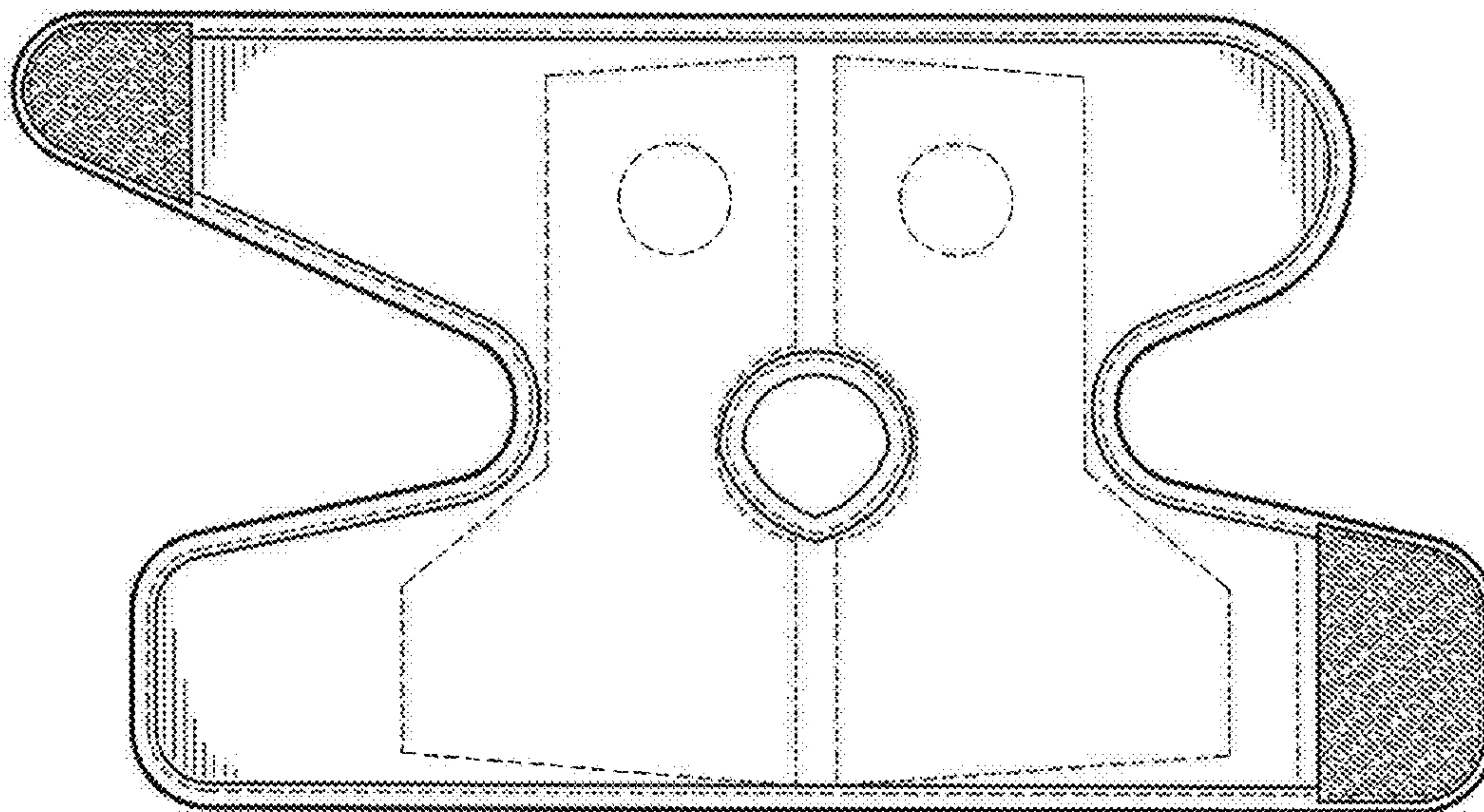
**1 Claim, 2 Drawing Sheets**



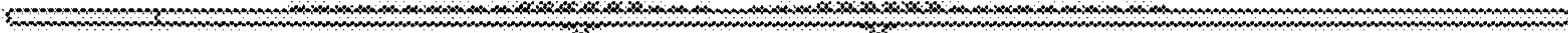





*Fig. 1*



*Fig. 2*



*Fig. 3*



*Fig. 4*



*Fig. 5*



*Fig. 6*