

US00D757289S

(12) **United States Design Patent**  
**Chen**

(10) **Patent No.:** **US D757,289 S**  
(45) **Date of Patent:** **\*\* May 24, 2016**

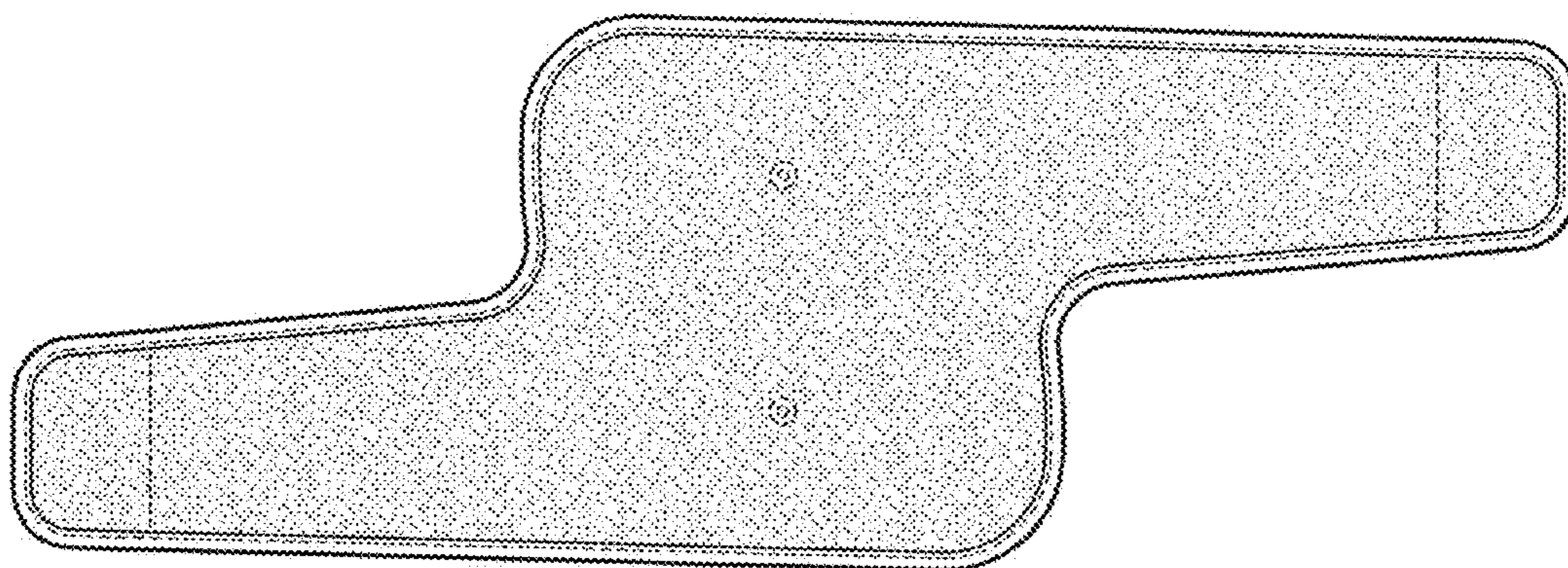
- (54) **ELBOW SUPPORT MASSAGER**
- (71) Applicant: **Healthmate International, LLC**,  
Kansas City, MO (US)
- (72) Inventor: **Shawn Chen**, Kansas City, MO (US)
- (73) Assignee: **Healthmate International, LLC**,  
Kansas City, MO (US)
- (\*\*) Term: **15 Years**
- (21) Appl. No.: **29/529,728**
- (22) Filed: **Jun. 10, 2015**
- (51) **LOC (10) Cl.** ..... **28-03**
- (52) **U.S. Cl.**  
USPC ..... **D24/215**
- (58) **Field of Classification Search**  
USPC ..... D24/200, 211, 212, 213, 214, 215,  
D24/189-193; 601/19, 17-33, 38, 46, 52,  
601/112, 118, DIG. 12, DIG. 14, DIG. 1,  
601/DIG. 16, DIG. 17; D30/160  
CPC ..... A61H 2201/0153; A61H 2201/0207;  
A61H 2201/0263; A61H 2201/0111; A61H  
2201/1253; A61H 2205/082; A61H 2205/085;  
A61H 15/0085; A61H 19/00; A61H 19/30;  
A61H 19/32; A61H 19/40; A61H 19/44;  
A61H 19/50  
See application file for complete search history.

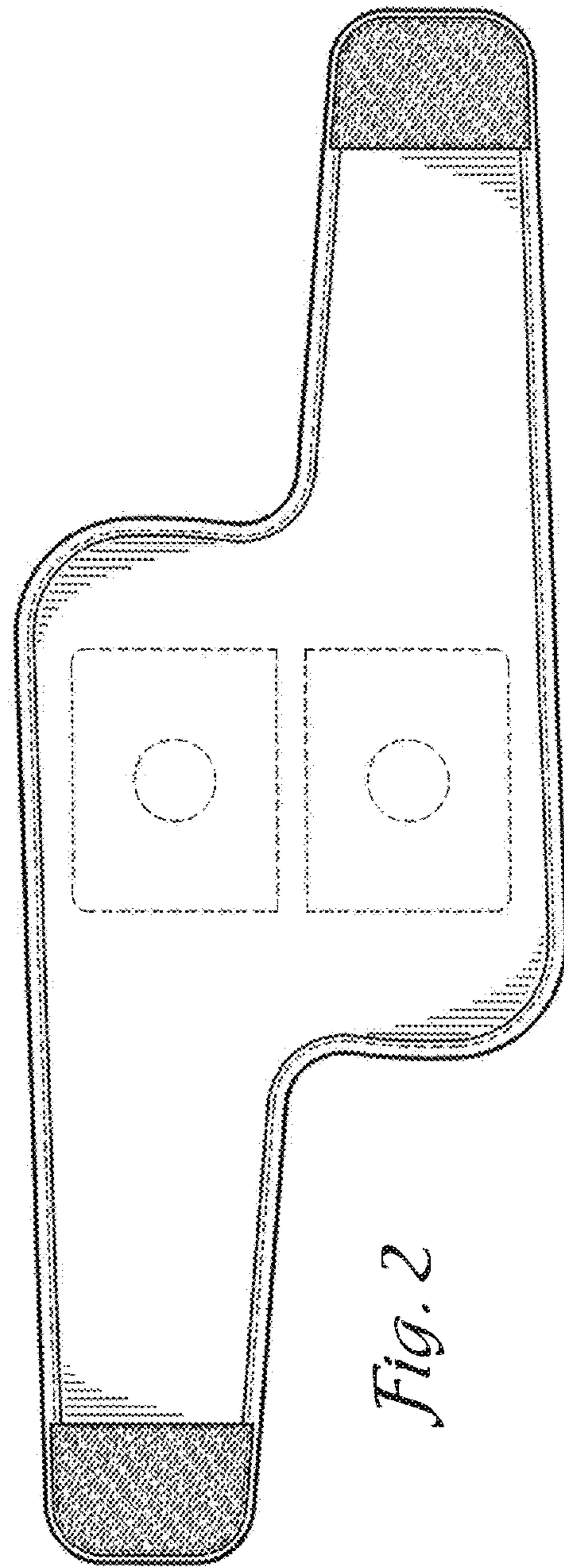
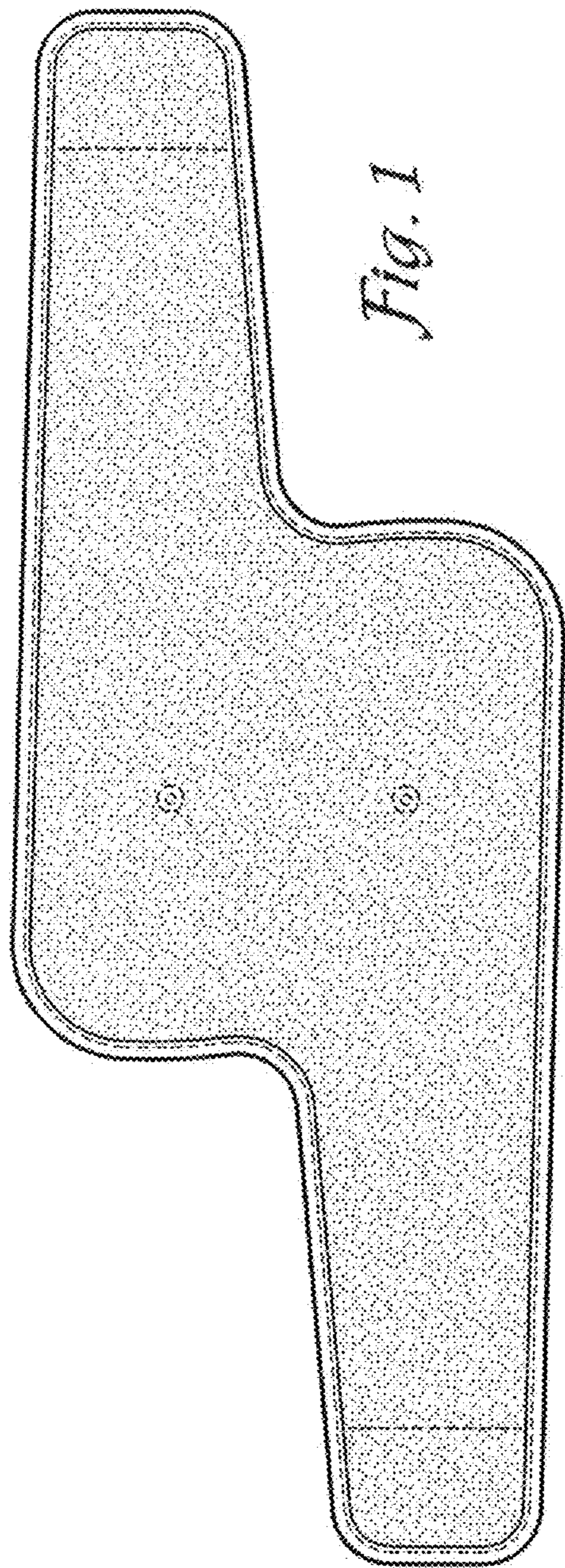
- (56) **References Cited**  
U.S. PATENT DOCUMENTS  
D341,424 S \* 11/1993 Lurie ..... D24/189  
D618,812 S \* 6/2010 Beckwith ..... D24/190  
D619,267 S \* 7/2010 Beckwith ..... D24/190  
D634,437 S \* 3/2011 Gramza ..... D24/190  
9,119,705 B2 \* 9/2015 Parish ..... A61F 7/0085  
\* cited by examiner  
*Primary Examiner* — Sandra Snapp  
(74) *Attorney, Agent, or Firm* — Erickson Kernell  
Derousseau & Kleypas, LLC

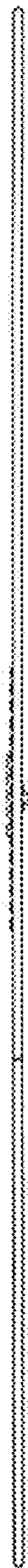
(57) **CLAIM**  
The ornamental design for an elbow support massager, as shown and described.

**DESCRIPTION**  
FIG. 1 is a top plan view of an elbow support massager showing my new design;  
FIG. 2, is a bottom plan view thereof;  
FIG. 3 is a rear elevation view thereof;  
FIG. 4 is a front elevation view thereof;  
FIG. 5 is a left side elevation view thereof; and,  
FIG. 6 is a right side elevation view thereof.  
The broken lines around the perimeter of the elbow support massager and across the ends thereof in FIGS. 1 & 2 represent stitching and from no part of the claimed design. The remaining broken lines shown in the drawings are for illustrative purposes only and form no part of the claimed design.

**1 Claim, 2 Drawing Sheets**








*Fig. 3*



*Fig. 4*



*Fig. 5*

*Fig. 6*