

US00D757282S

(12) **United States Design Patent**  
**Lloyd et al.**

(10) **Patent No.:** **US D757,282 S**

(45) **Date of Patent:** **\*\* \*May 24, 2016**

- (54) **CONTROL PANEL FOR A SPA**
- (71) Applicant: **LLOYDS IP HOLDINGS, LLC**,  
Pomona, CA (US)
- (72) Inventors: **Casey Lloyd**, Pomona, CA (US); **Pedro Vargas**, Ontario (CA)
- (73) Assignee: **Lloyds IP Holdings, LLC**, Pomona, CA (US)

D475,463	S	*	6/2003	Leyde et al.	.....	D24/200
D502,996	S	*	3/2005	Guenther	.....	D24/200
D503,807	S	*	4/2005	Ryan	.....	D24/200
D505,726	S	*	5/2005	Ryan	.....	D24/200
7,000,264	B1	*	2/2006	Podue et al.	.....	4/541.1
7,162,752	B2	*	1/2007	McDonald et al.	.....	4/507
7,490,370	B2	*	2/2009	Macey et al.	.....	4/559
D593,684	S	*	6/2009	Kapadya	.....	D24/200
D603,971	S	*	11/2009	Gonzales et al.	.....	D24/200
D621,493	S	*	8/2010	Choi	.....	D23/355

\* cited by examiner

(\*) Notice: This patent is subject to a terminal disclaimer.

*Primary Examiner* — David Muller

(74) *Attorney, Agent, or Firm* — Thomas A. Runk; Fulwider Patton LLP

(\*\*) Term: **14 Years**

(57) **CLAIM**

The ornamental design for a control panel for a spa, as shown and described.

(21) Appl. No.: **29/485,629**

**DESCRIPTION**

(22) Filed: **Mar. 20, 2014**

(51) **LOC (10) Cl.** ..... **24-01**

(52) **U.S. Cl.**  
USPC ..... **D24/201**

(58) **Field of Classification Search**  
USPC ..... D24/201, 204, 205; D23/277, 278, 276,  
D23/280.1–280.3; 601/154–158;  
4/541.1–541.6, 547, 578.1, 579  
See application file for complete search history.

FIG. 1 is a top and right side perspective view of a control panel for a spa showing our new design;  
FIG. 2 is a top elevation view thereof;  
FIG. 3 is a cross section taken along line 3-3 of FIG. 2;  
FIG. 4 is a front plan view thereof;  
FIG. 5 is a back plan view thereof;  
FIG. 6 is a right side elevation view thereof;  
FIG. 7 is a left side elevation view thereof; and,  
FIG. 8 is a bottom elevation view thereof.

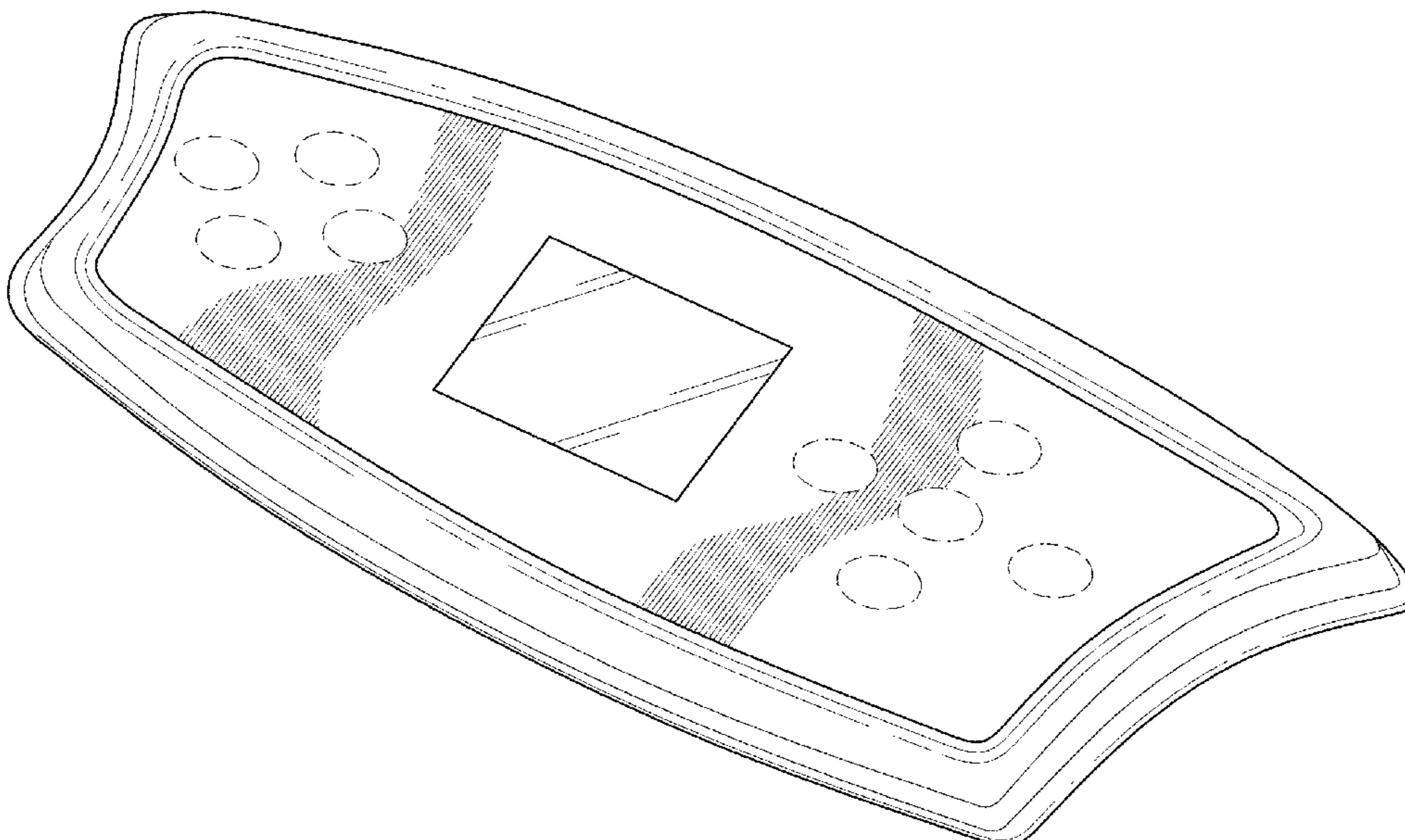
The broken lines shown in the drawing disclosure are for illustrative purposes only and form no part of the claimed design.

(56) **References Cited**

**U.S. PATENT DOCUMENTS**

5,621,390	A	*	4/1997	Neal	.....	340/584
D465,575	S	*	11/2002	Piel	.....	D24/200

**1 Claim, 5 Drawing Sheets**



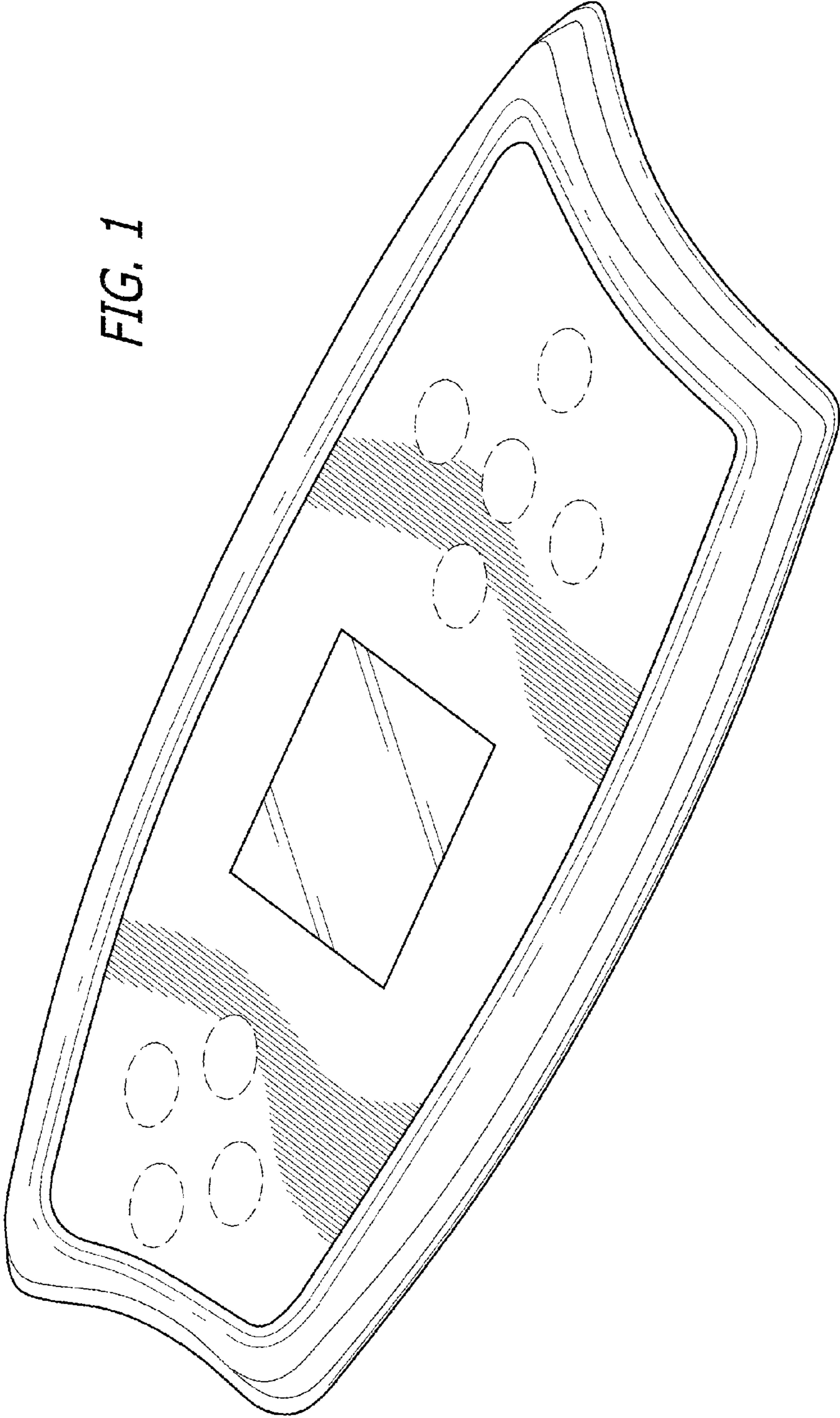
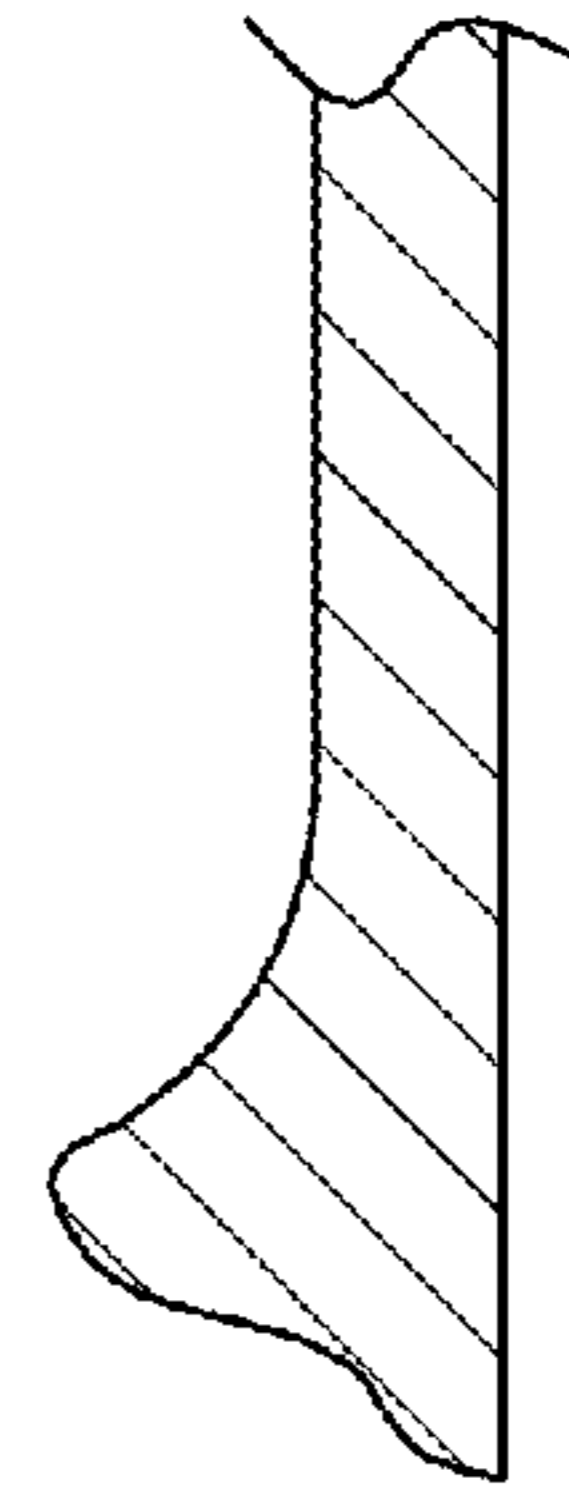
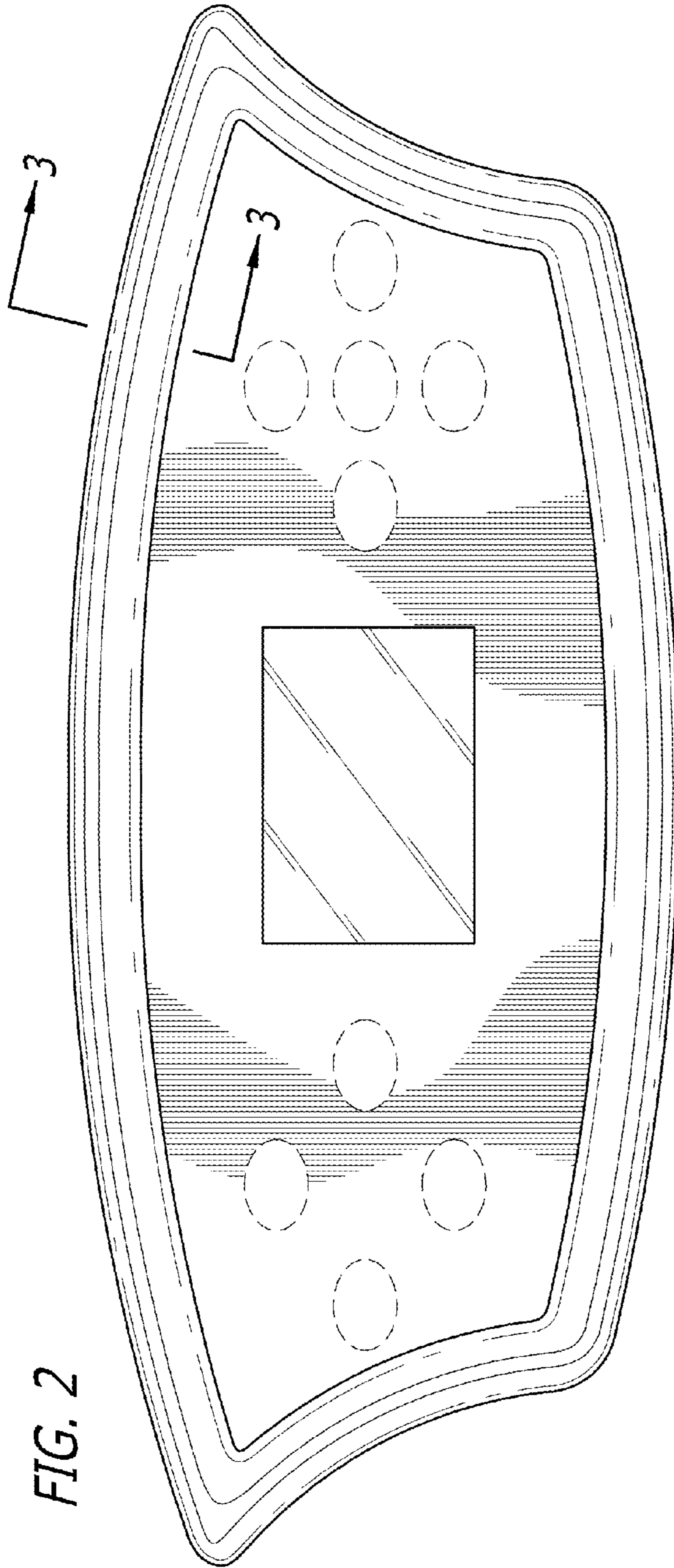


FIG. 1






FIG. 4


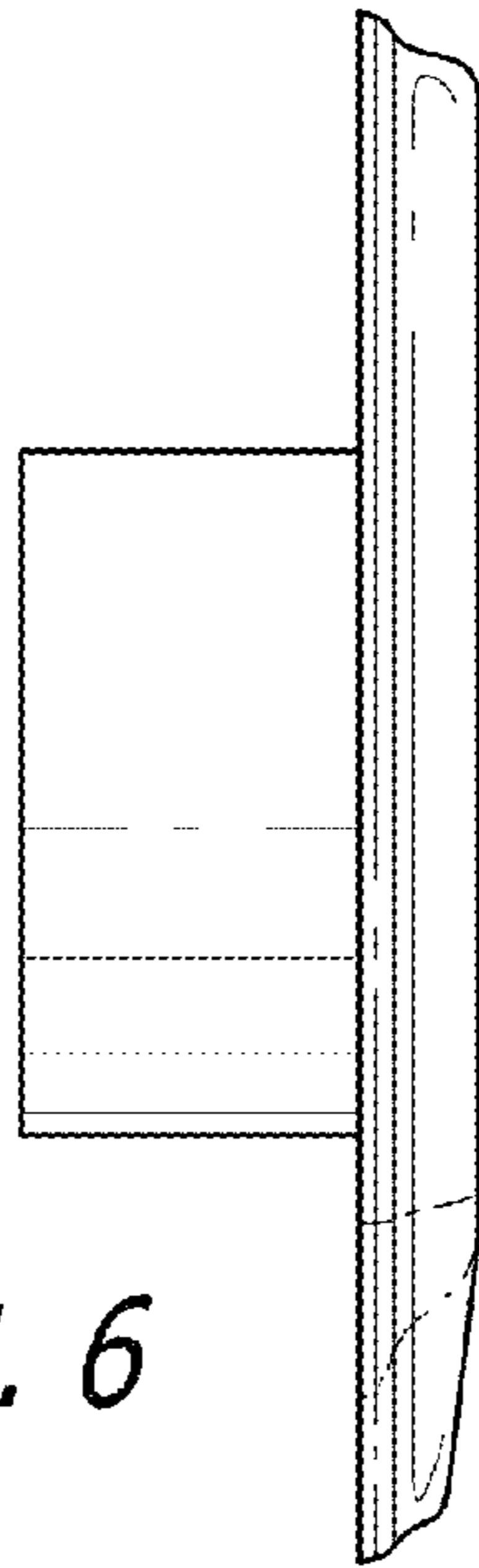
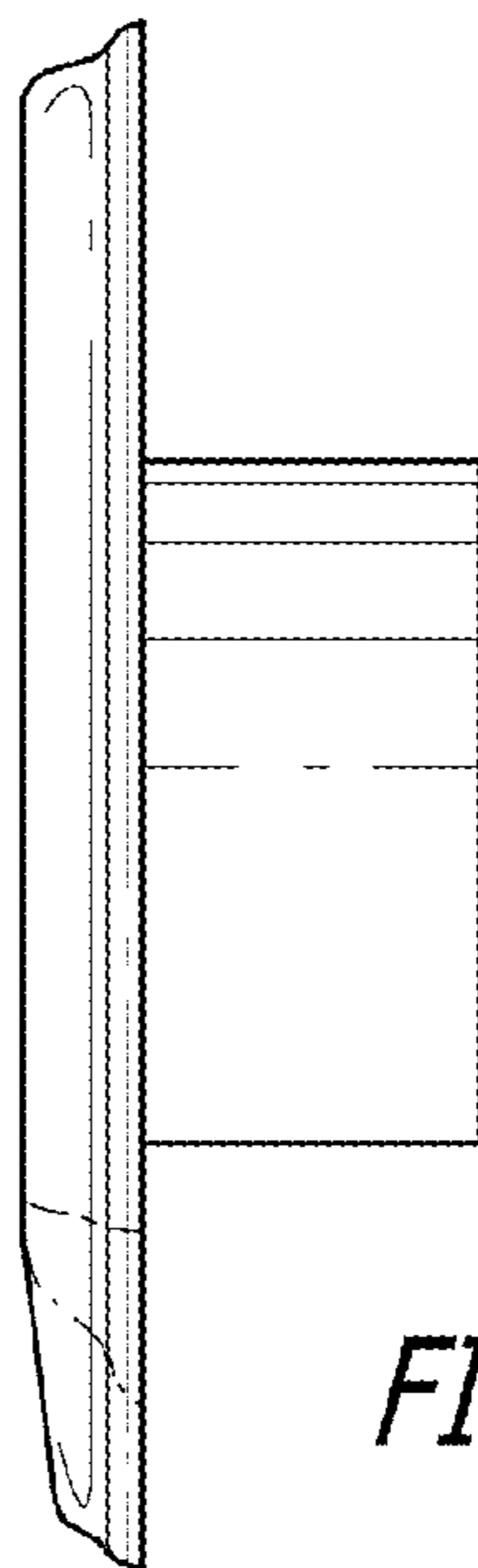


FIG. 5



*FIG. 6*



*FIG. 7*

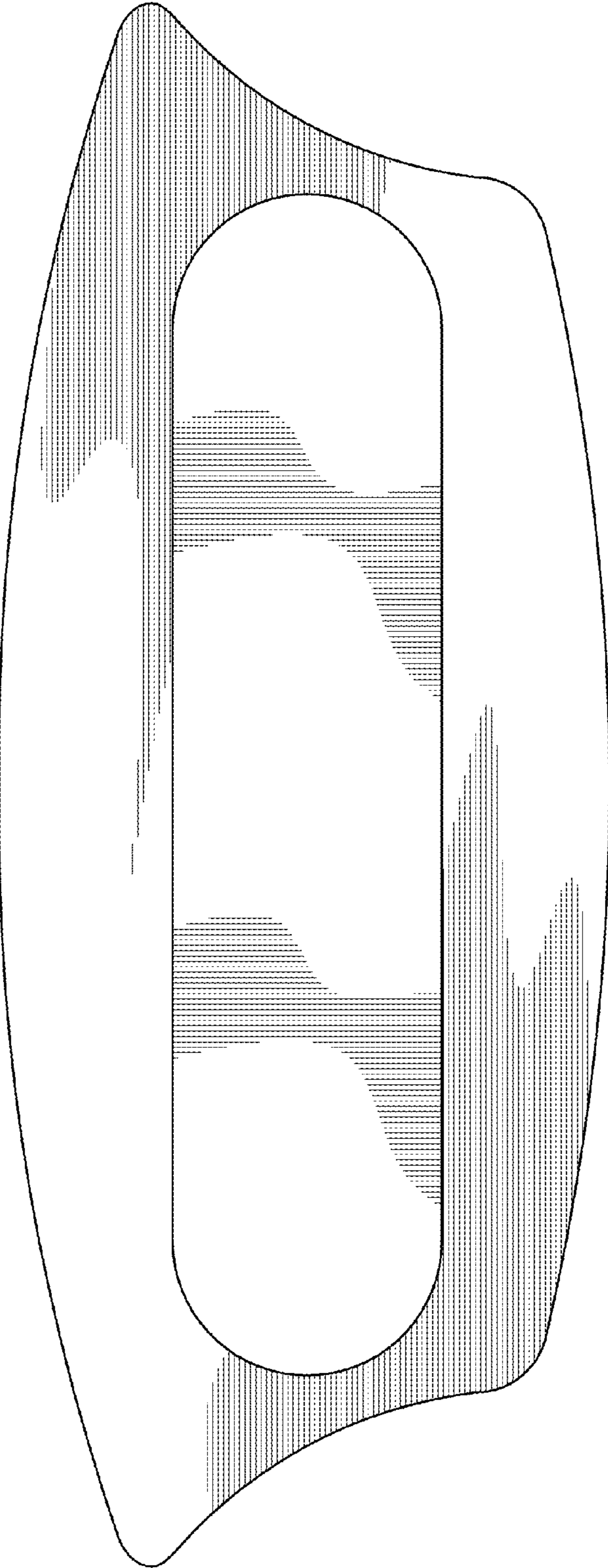


FIG. 8