



US00D757275S

(12) **United States Design Patent**  
**Lee**

(10) **Patent No.:** **US D757,275 S**  
(45) **Date of Patent:** **\*\* May 24, 2016**

(54) **PHYSIOLOGICAL SENSOR POD**  
(71) Applicant: **Salutron, Inc.**, Fremont, CA (US)  
(72) Inventor: **Yong Jin Lee**, Palo Alto, CA (US)  
(73) Assignee: **SALUTRON, INC.**, Fremont, CA (US)  
(\*\*) Term: **14 Years**  
(21) Appl. No.: **29/504,190**  
(22) Filed: **Oct. 2, 2014**  
(51) **LOC (10) Cl.** ..... **24-01**  
(52) **U.S. Cl.**  
USPC ..... **D24/187**  
(58) **Field of Classification Search**  
USPC ..... D24/165–168, 186, 187, 107, 200;  
D10/70, 75, 97, 98; 600/301, 382–384,  
600/386, 390, 483, 500–503, 508, 509,  
600/513; 128/DIG. 15; D14/341, 344  
CPC .... A61B 5/6803; A61B 5/681; A61B 5/6824;  
A61B 5/6825; A61B 5/024; A61B 58/02405;  
A61B 5/02438  
See application file for complete search history.

D659,037 S 5/2012 Madsen et al.  
8,200,320 B2 6/2012 Kovacs  
D665,680 S \* 8/2012 Shigeno ..... D10/70  
D672,667 S 12/2012 Mix  
D701,964 S \* 4/2014 Yoneta ..... D24/187  
8,758,172 B2 6/2014 Creguer  
D714,664 S 10/2014 Naughton et al.  
D714,665 S 10/2014 Naughton et al.  
D714,942 S \* 10/2014 Hwang ..... D24/167  
D715,667 S \* 10/2014 Shigeno ..... D10/70  
D717,680 S 11/2014 Park et al.  
D718,157 S 11/2014 Naughton et al.  
D720,328 S \* 12/2014 Shigeno ..... D14/159  
D724,970 S 3/2015 Hasegawa et al.  
D726,567 S \* 4/2015 De Jong ..... D10/70  
D726,924 S \* 4/2015 Tseng ..... D24/186  
D733,596 S \* 7/2015 Goodner ..... D10/70  
D736,107 S \* 8/2015 Lee ..... D10/70

**OTHER PUBLICATIONS**

4iiii Innovations Inc., “Viiiiva + Viva Mini” retrieved on Sep. 24, 2014, <http://4iiii.com/wp-content/uploads/2014/09/vivamini.pdf>.

(Continued)

*Primary Examiner* — Anhdao Doan  
(74) *Attorney, Agent, or Firm* — Vierra Magen Marcus LLP

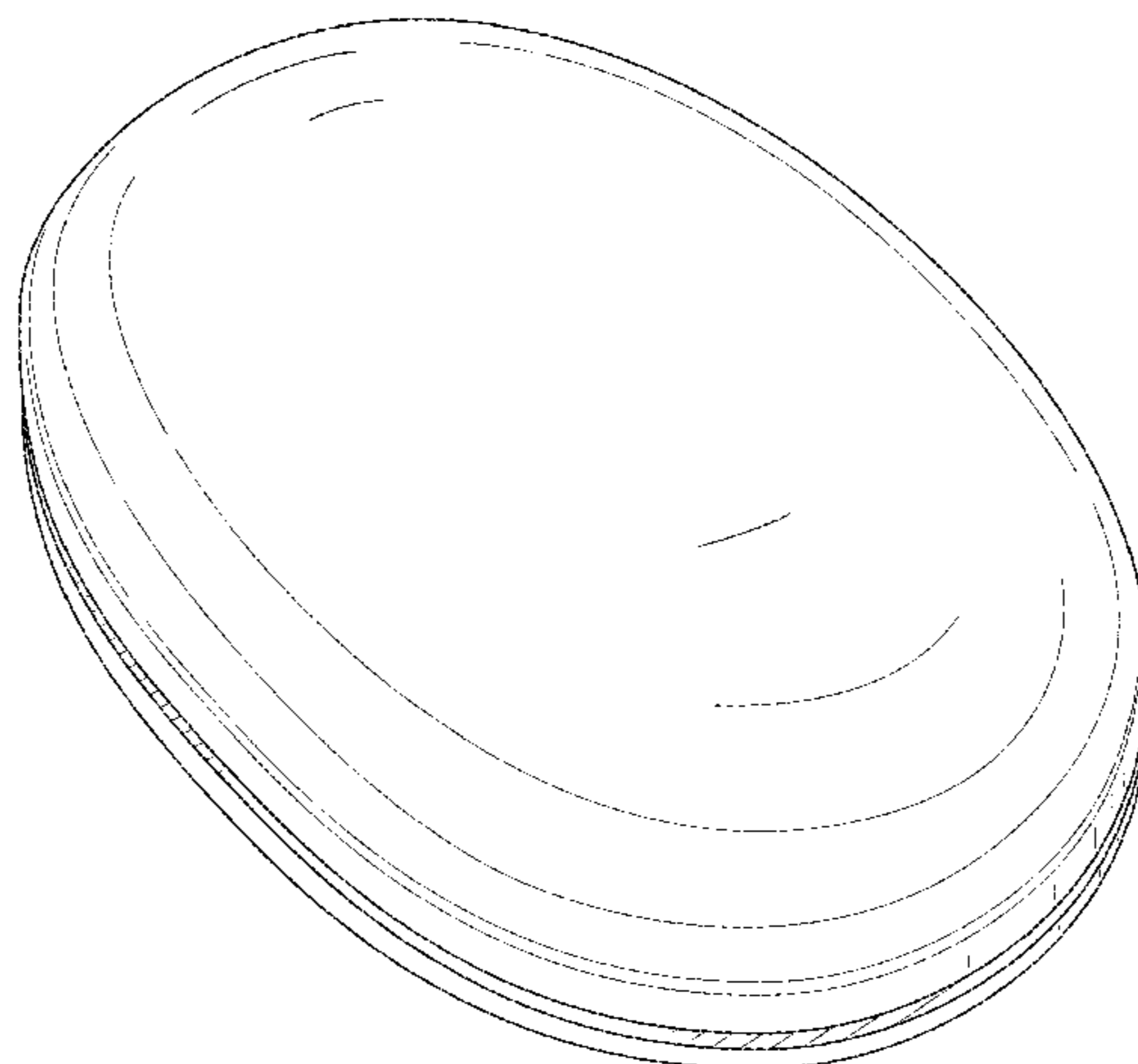
(57) **CLAIM**  
The ornamental design for a physiological sensor pod, as shown and described.

**DESCRIPTION**

FIG. 1 is a perspective view of my new design for a physiological sensor pod;  
FIG. 2 is a front view thereof;  
FIG. 3 is a rear view thereof;  
FIG. 4 is a left side view thereof;  
FIG. 5 is a right side view thereof;  
FIG. 6 is a top view thereof; and,  
FIG. 7 is a bottom view thereof.

**1 Claim, 4 Drawing Sheets**

(56) **References Cited**  
**U.S. PATENT DOCUMENTS**  
6,587,714 B2 7/2003 Tanida  
D534,889 S 1/2007 Cheng  
D557,624 S \* 12/2007 Coster ..... D10/70  
D563,252 S 3/2008 Minta  
7,431,695 B1 10/2008 Creaghan  
D591,739 S 5/2009 Matsuoka  
D596,514 S 7/2009 Luzar et al.  
D619,117 S 7/2010 Unruh  
D621,399 S 8/2010 Ahlstrom  
D631,053 S 1/2011 Bailey  
D631,552 S \* 1/2011 Kasabach ..... D24/186  
8,051,721 B2 11/2011 Amir  
8,094,013 B1 1/2012 Lee et al.



(56)

**References Cited**

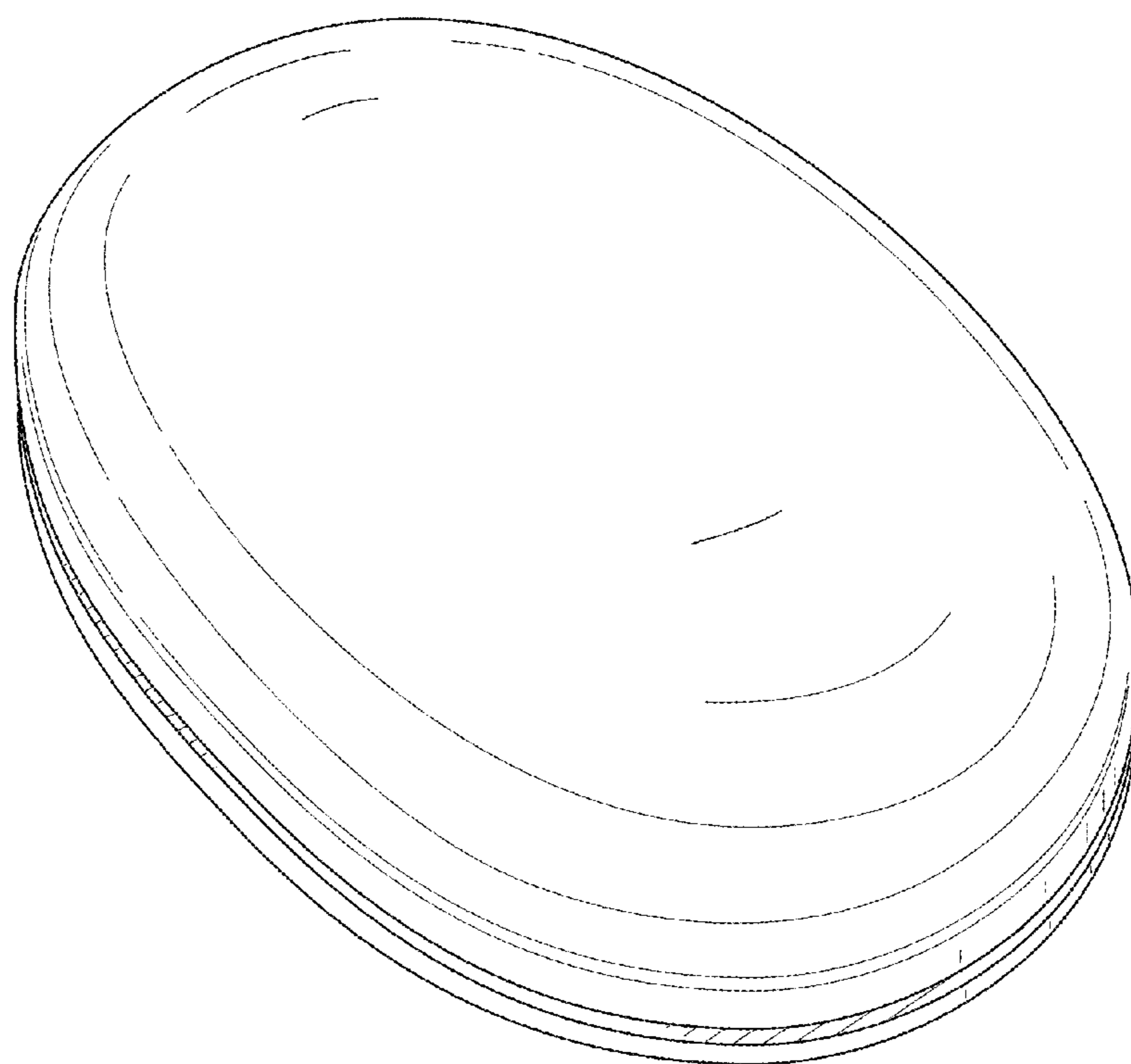
OTHER PUBLICATIONS

4iiii Innovations Inc., "Stride" retrieved on Sep. 24, 2014, <http://4iiii.com/product/stride/>.

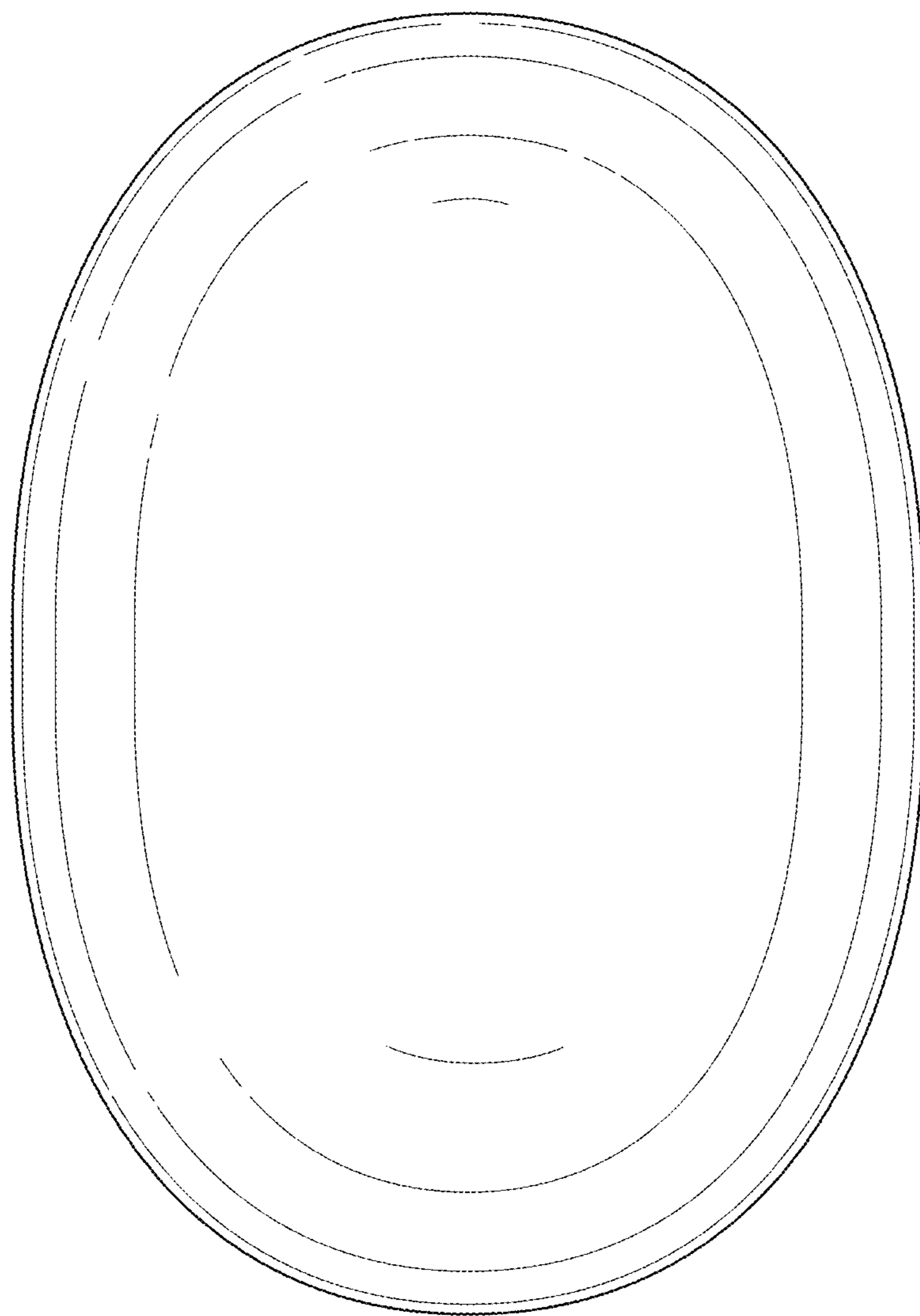
4iiii Innovations Inc., "Sidekick" retrieved on Sep. 24, 2014, <http://4iiii.com/wp-content/uploads/2014/09/sidekick.pdf>.

Notice of Allowance mailed May 22, 2015 in U.S. Appl. No. 29/504,193.

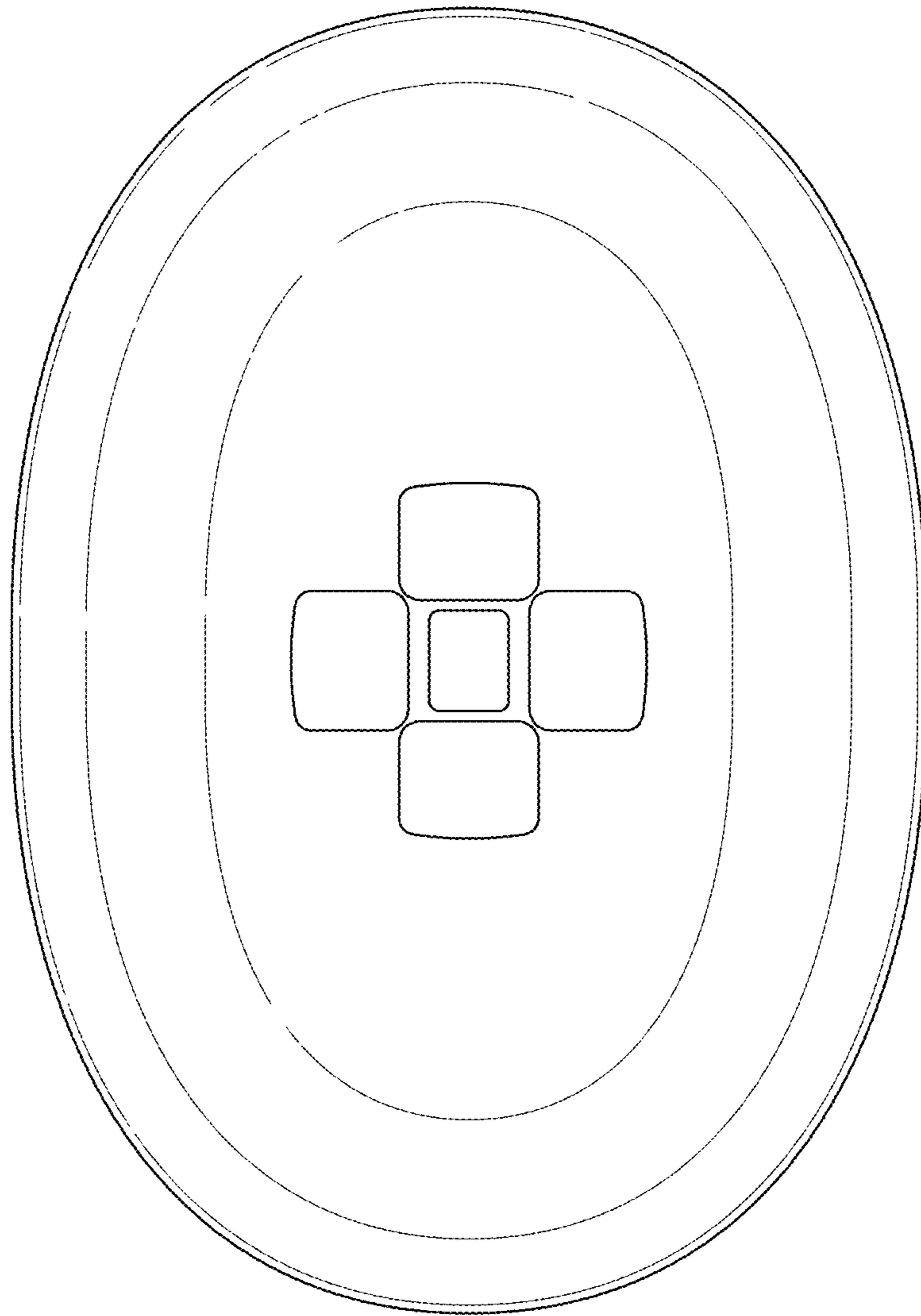
\* cited by examiner



**FIG. 1**



**FIG. 2**



**FIG. 3**

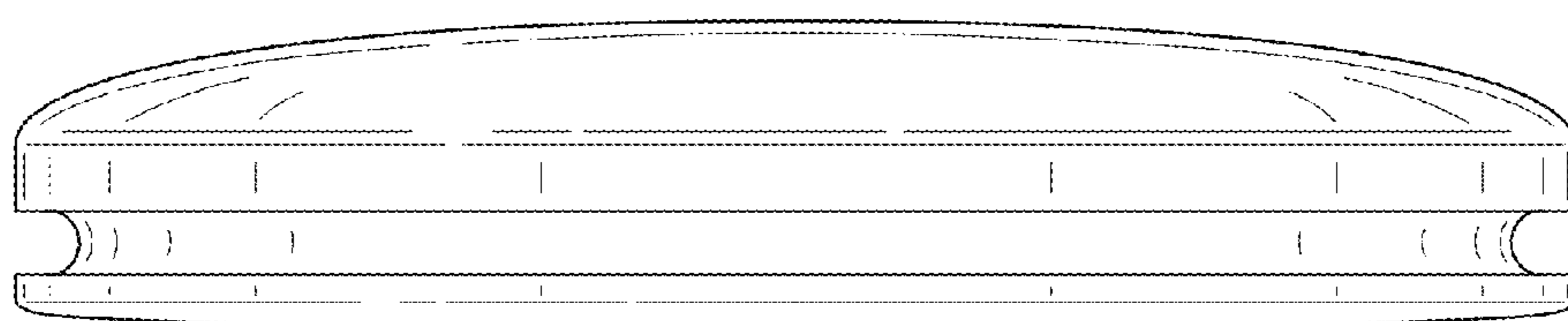


FIG. 4

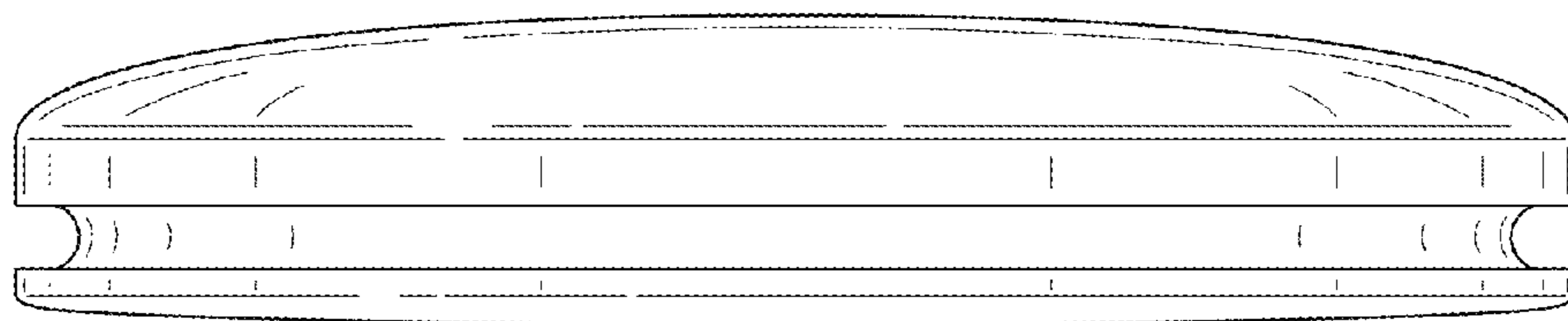


FIG. 5

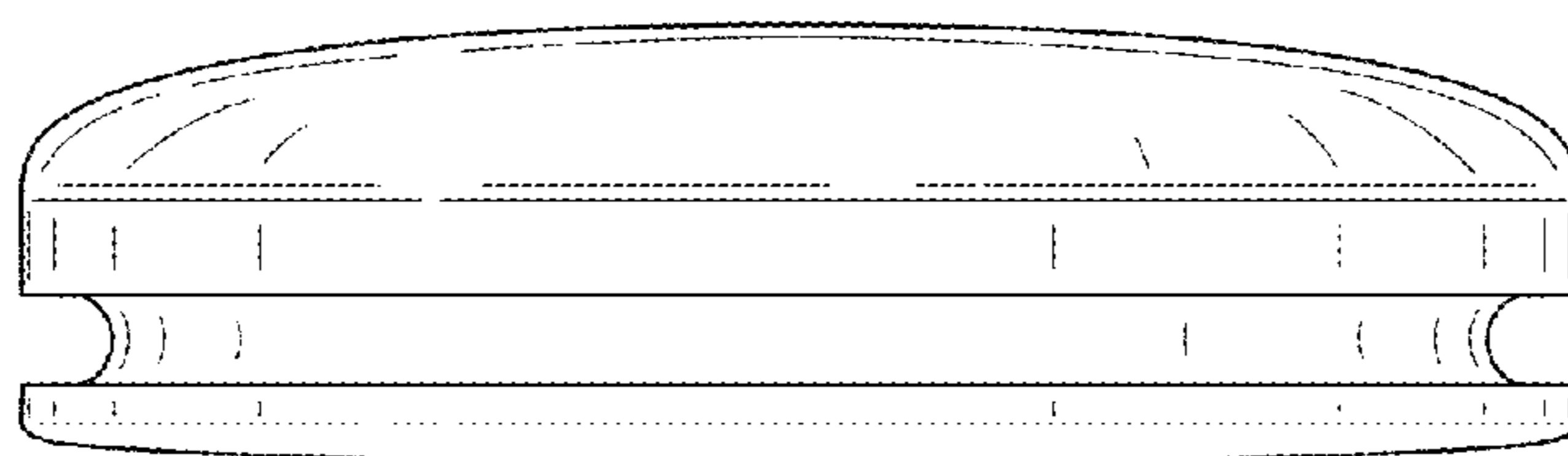


FIG. 6

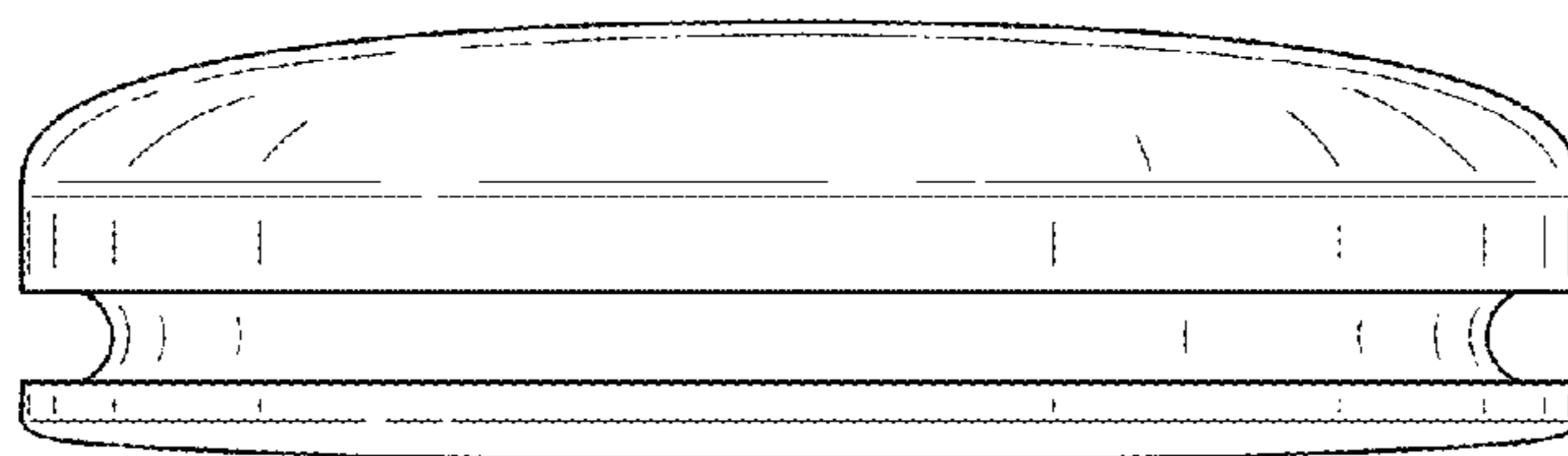


FIG. 7