



US00D757269S

(12) **United States Design Patent**  
**Prybyla et al.**

(10) **Patent No.:** **US D757,269 S**

(45) **Date of Patent:** **\*\* May 24, 2016**

- (54) **FEMUR STEM**
- (71) Applicant: **Total Joint Orthopedics, Inc.**, Salt Lake City, UT (US)
- (72) Inventors: **Robert G. Prybyla**, Round Rock, TX (US); **Benjamin C. Casey**, Salt Lake City, UT (US)
- (73) Assignee: **Joint Development, LLC**, Salt Lake City, UT (US)
- (\*\*) Term: **14 Years**
- (21) Appl. No.: **29/507,105**
- (22) Filed: **Oct. 23, 2014**

- 5,437,675 A 8/1995 Wilson
- D364,926 S \* 12/1995 Webb, Jr. .... D24/155
- 6,395,327 B1 \* 5/2002 Shetty ..... A61F 2/30767  
427/190
- 6,514,288 B2 \* 2/2003 Meulink ..... A61F 2/30767  
623/23.3
- 6,652,591 B2 11/2003 Serbousek et al.
- 6,695,884 B1 \* 2/2004 Townley ..... A61F 2/30767  
623/23.26
- D528,209 S \* 9/2006 Vallings ..... D24/155
- D615,204 S \* 5/2010 Michelinakis ..... D24/155
- 8,088,169 B2 \* 1/2012 Dorr ..... A61F 2/30767  
623/23.32
- 8,409,295 B2 \* 4/2013 Geller ..... A61F 2/36  
623/22.42
- 8,585,769 B2 \* 11/2013 Vankoski ..... A61F 2/4684  
623/22.21
- 8,702,804 B2 \* 4/2014 Smith ..... A61F 2/4014  
623/19.11
- 8,906,108 B2 \* 12/2014 Armacost ..... A61F 2/3662  
623/18.11

**Related U.S. Application Data**

- (60) Continuation of application No. 14/292,723, filed on May 30, 2014, which is a continuation of application No. 14/024,146, filed on Sep. 11, 2013, now abandoned, which is a division of application No. 13/442,222, filed on Apr. 9, 2012, now abandoned.
- (51) **LOC (10) Cl.** ..... **24-02**
- (52) **U.S. Cl.**  
USPC ..... **D24/155**
- (58) **Field of Classification Search**  
USPC ..... D24/155, 156  
CPC ..... A61F 2/36; A61F 2/3662; A61F 2/30767;  
A61F 2/34; A61F 2002/3631; A61F  
2002/30332; A61F 2002/365; A61F  
2002/30507; A61F 2310/00029  
See application file for complete search history.

(56) **References Cited**

**U.S. PATENT DOCUMENTS**

- 4,454,612 A 6/1984 McDaniel et al.
- 4,676,798 A 6/1987 Noiles
- 5,156,627 A 10/1992 Amstutz et al.
- D339,634 S \* 9/1993 Hori ..... D24/155
- D342,570 S \* 12/1993 Serbousek ..... D24/155

\* cited by examiner

*Primary Examiner* — Susan Bennett Hattan

*Assistant Examiner* — Charles Hanson

(74) *Attorney, Agent, or Firm* — Lowry Blixseth LLP; Scott M. Lowry

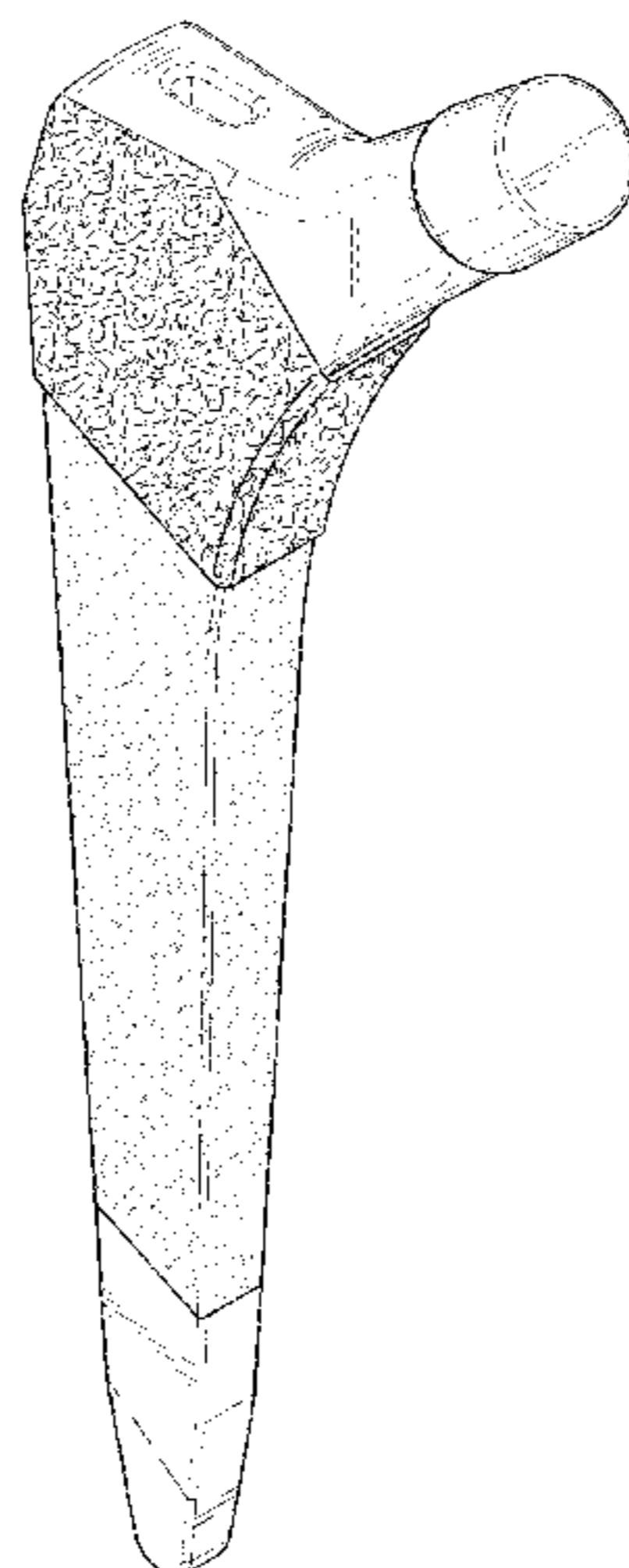
(57) **CLAIM**

The ornamental design for a femur stem, as shown and described.

**DESCRIPTION**

FIG. 1 is a perspective view showing the front, top and left sides of the femur stem;  
 FIG. 2 is a front elevation view of the femur stem;  
 FIG. 3 is a right side elevation view of the femur stem, the left side elevation view being a mirror image thereof;  
 FIG. 4 is a rear elevation view of the femur stem;  
 FIG. 5 is a top plan view of the femur stem; and,  
 FIG. 6 is a bottom plan view of the femur stem.  
 The dotted line depictions in the drawings depict a portion of the femur stem that does not form a part of the claimed design. The stippled shading constitutes a contrast in appearance.

**1 Claim, 5 Drawing Sheets**



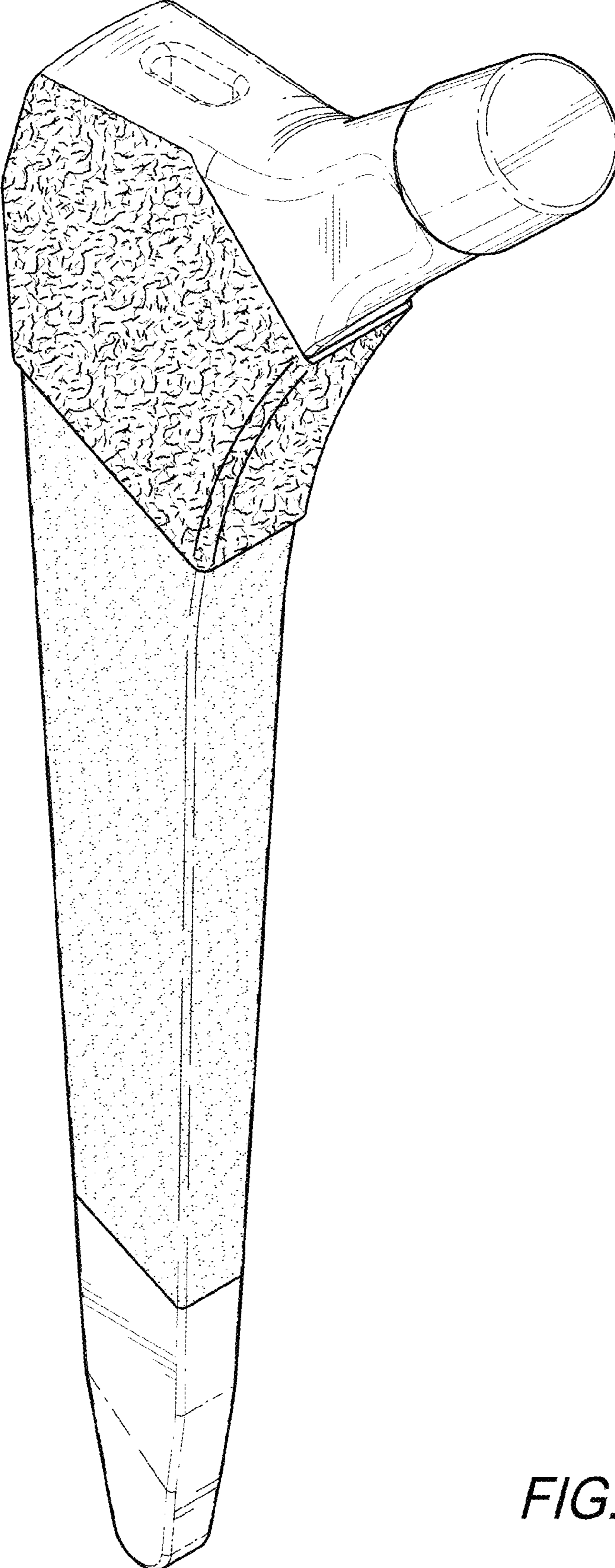
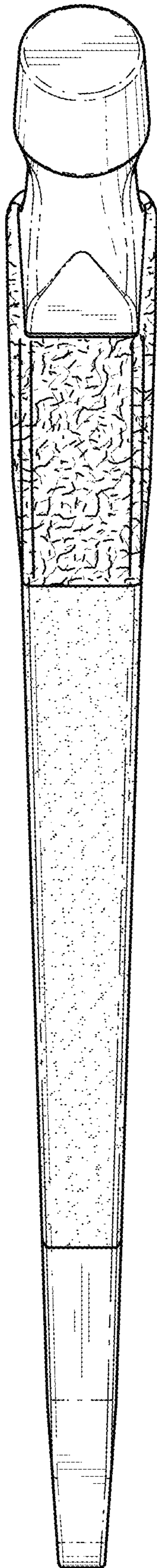
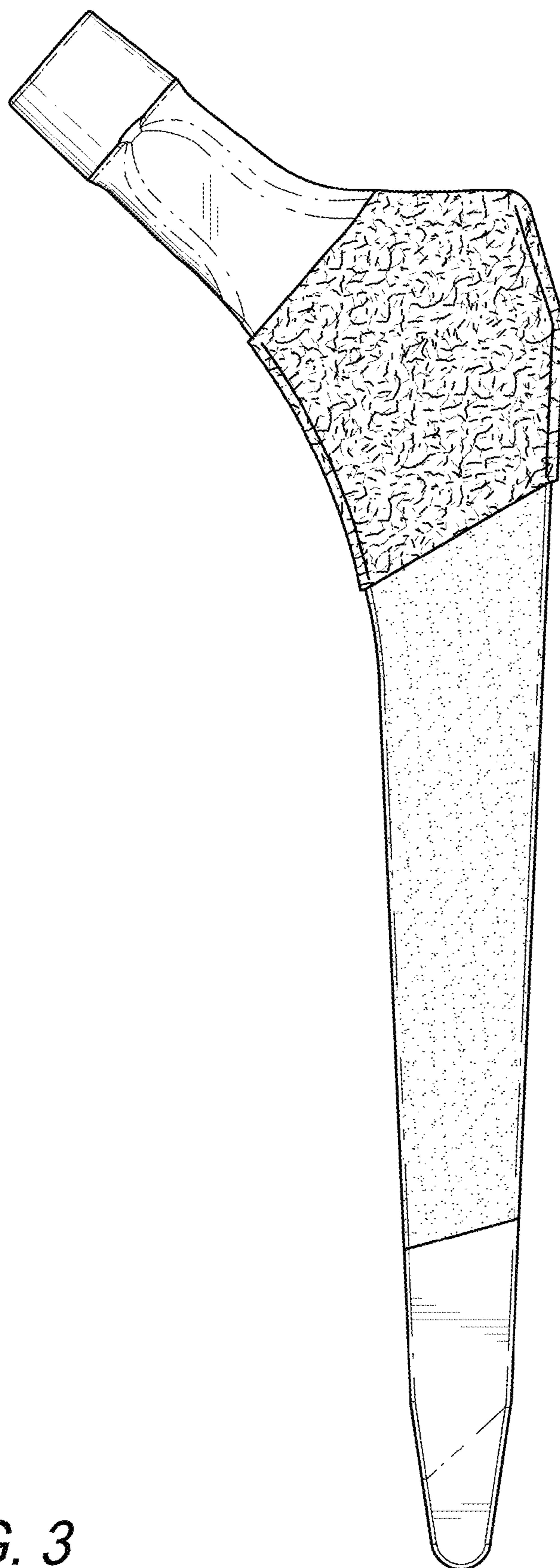


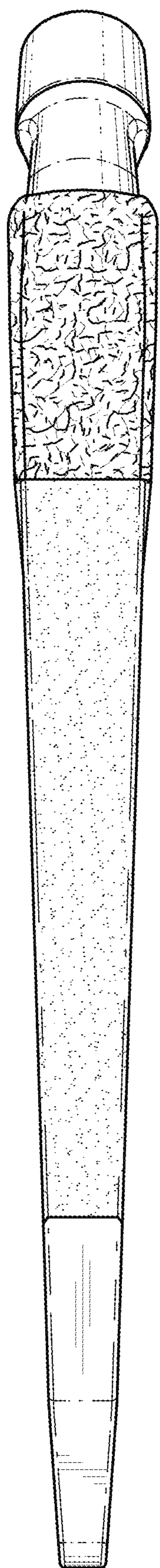
FIG. 1



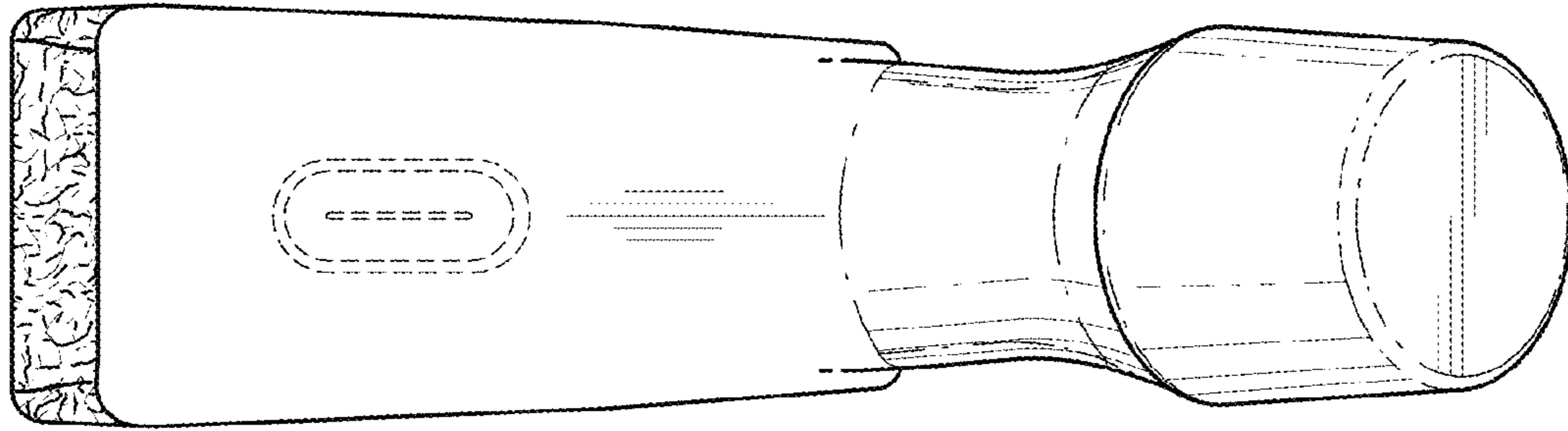
*FIG. 2*



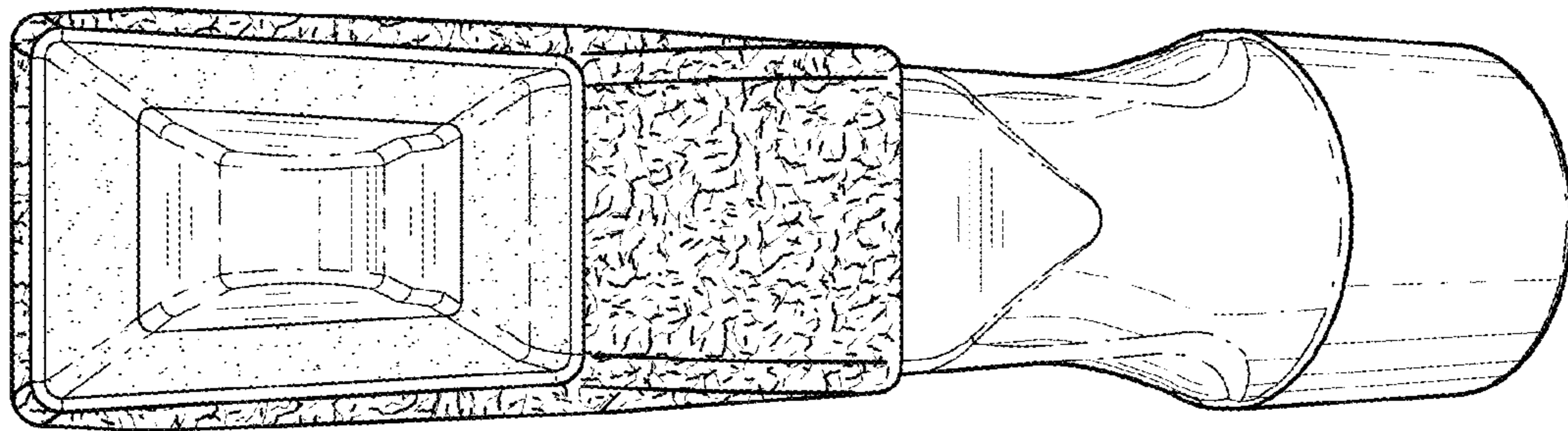
*FIG. 3*



*FIG. 4*



*FIG. 5*



*FIG. 6*