



US00D757223S

(12) **United States Design Patent**
Schoenherr et al.

(10) **Patent No.:** **US D757,223 S**
(45) **Date of Patent:** **** May 24, 2016**

(54) **FAUCET**

(71) Applicant: **Hansgrohe SE**, Schiltach (DE)

(72) Inventors: **Tom Schoenherr**, Stuttgart (DE);
Andreas Diefenbach,
Ludwigsburg-Oßweil (DE)

(73) Assignee: **Hansgrohe SE**, Schiltach (DE)

(**) Term: **15 Years**

(21) Appl. No.: **29/534,115**

(22) Filed: **Jul. 27, 2015**

(30) **Foreign Application Priority Data**

Feb. 2, 2015 (EM) 002625244-0002

(51) **LOC (10) Cl.** **23-01**

(52) **U.S. Cl.**
USPC **D23/238**

(58) **Field of Classification Search**
USPC D23/238-243, 249-250, 252, 255, 257
CPC E03C 1/04; E03C 1/0401; E03C 1/0402;
E03C 1/0404; F16K 31/602; F16K 31/605;
F16K 31/607

See application file for complete search history.

(56) **References Cited**

U.S. PATENT DOCUMENTS

D582,008 S *	12/2008	Citterio	D23/238
D585,524 S	1/2009	Schoenherr et al.	
D635,649 S	4/2011	Schoenherr et al.	
D684,667 S *	6/2013	Yu	D23/238
D693,904 S	11/2013	Hahn et al.	
D698,421 S *	1/2014	Schoenherr	D23/238
D700,955 S *	3/2014	Schoenherr	D23/238

FOREIGN PATENT DOCUMENTS

EM 001336481-0079 7/2012

* cited by examiner

Primary Examiner — Robert Delehanty

(74) *Attorney, Agent, or Firm* — Lora J. Graentzdoerffer

(57) **CLAIM**

The ornamental design for a faucet, as shown and described.

DESCRIPTION

FIG. 1 is a perspective view of a faucet showing our design;
FIG. 2 is a front elevation view;
FIG. 3 is a rear elevation view;
FIG. 4 is a side elevation view;
FIG. 5 is a top plan view; and,
FIG. 6 is a bottom plan view.

The broken-line disclosure in the views represents portions of the faucet in which the claimed design is embodied, but which form no part of the claimed design.

1 Claim, 6 Drawing Sheets

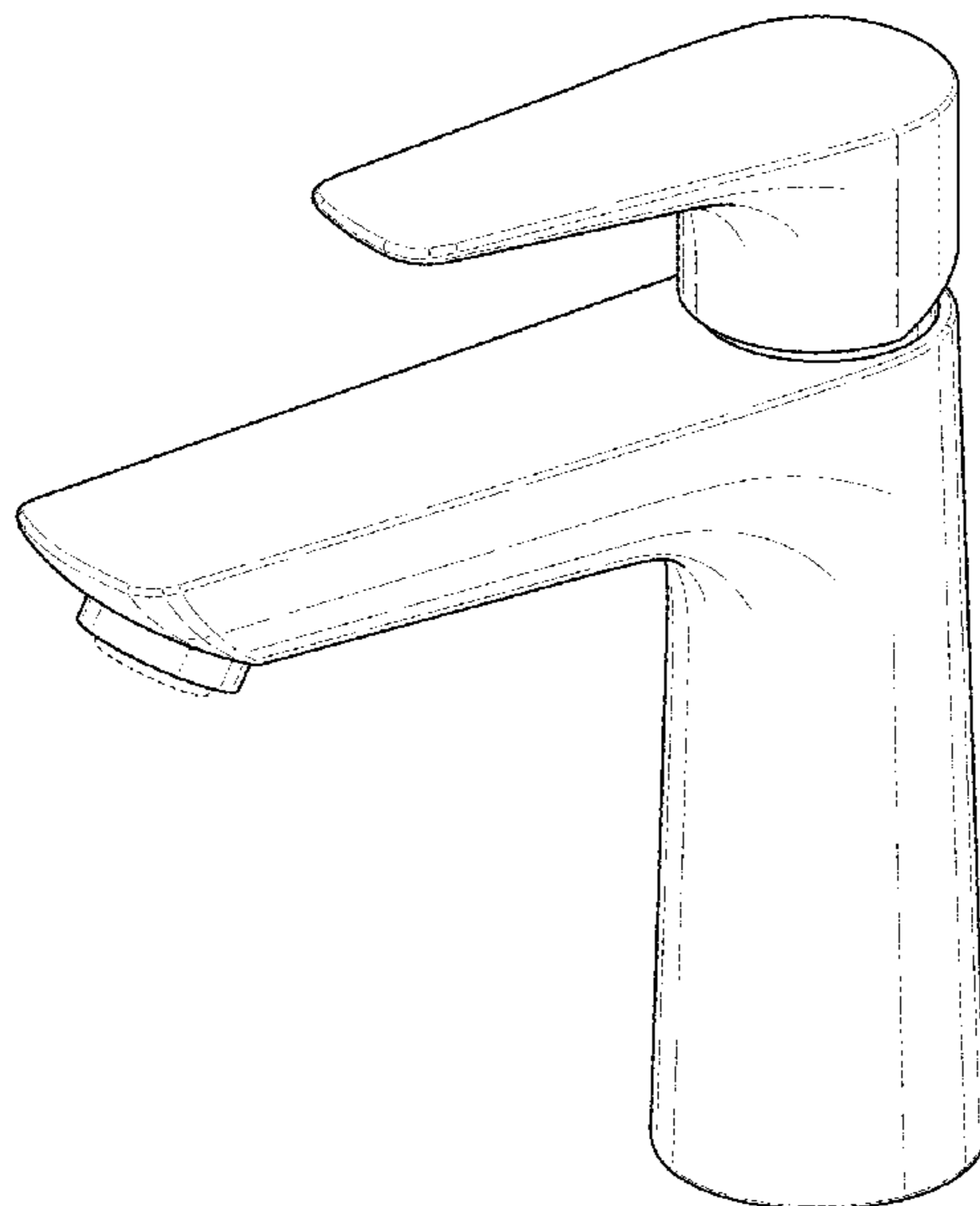


FIG. 1

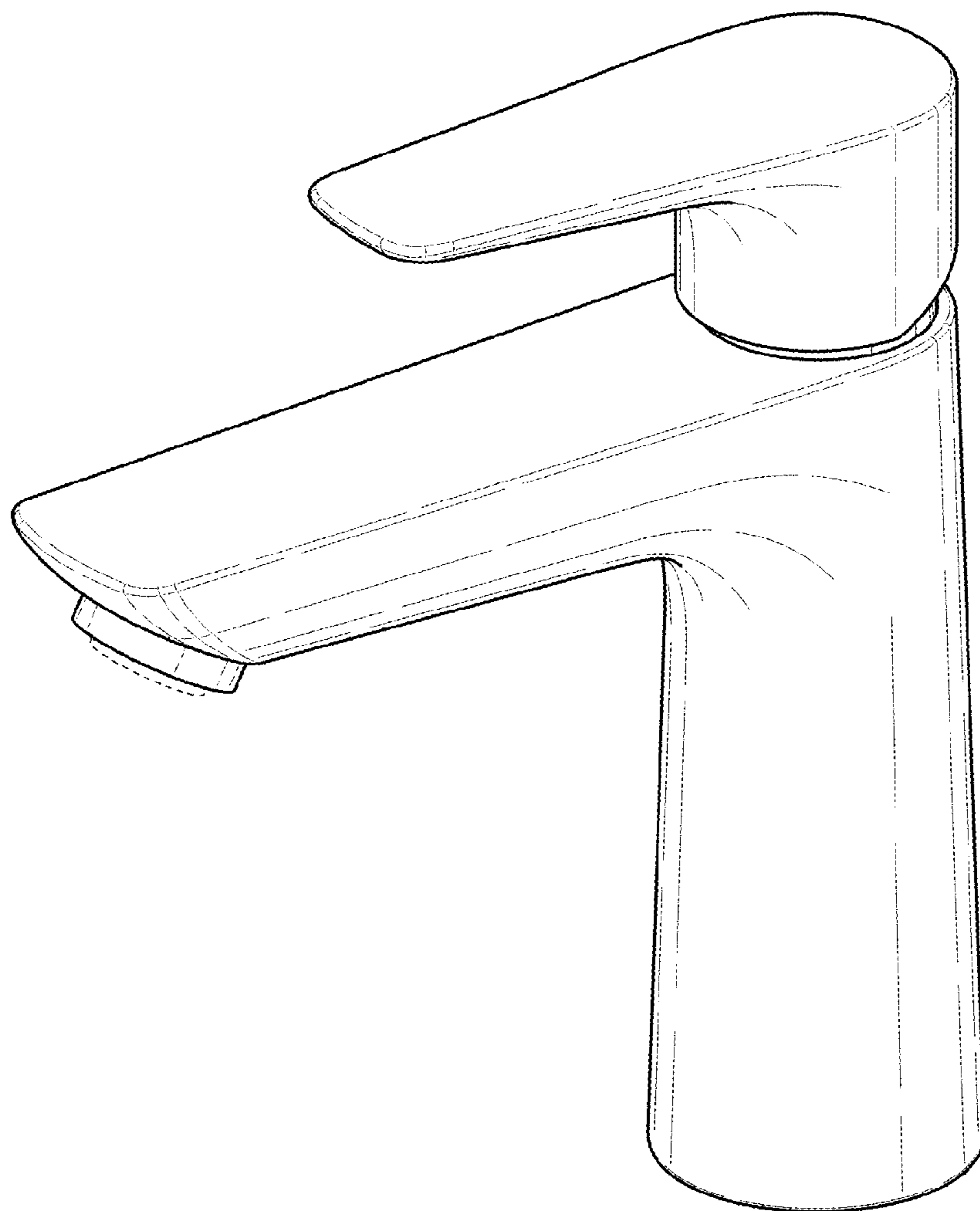


FIG. 2

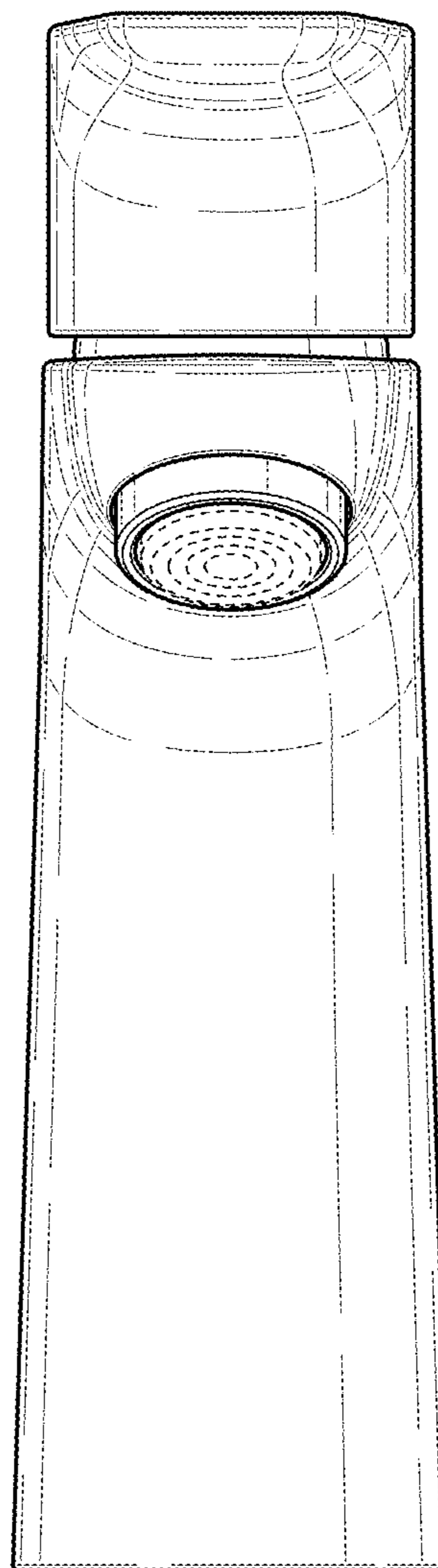


FIG. 3

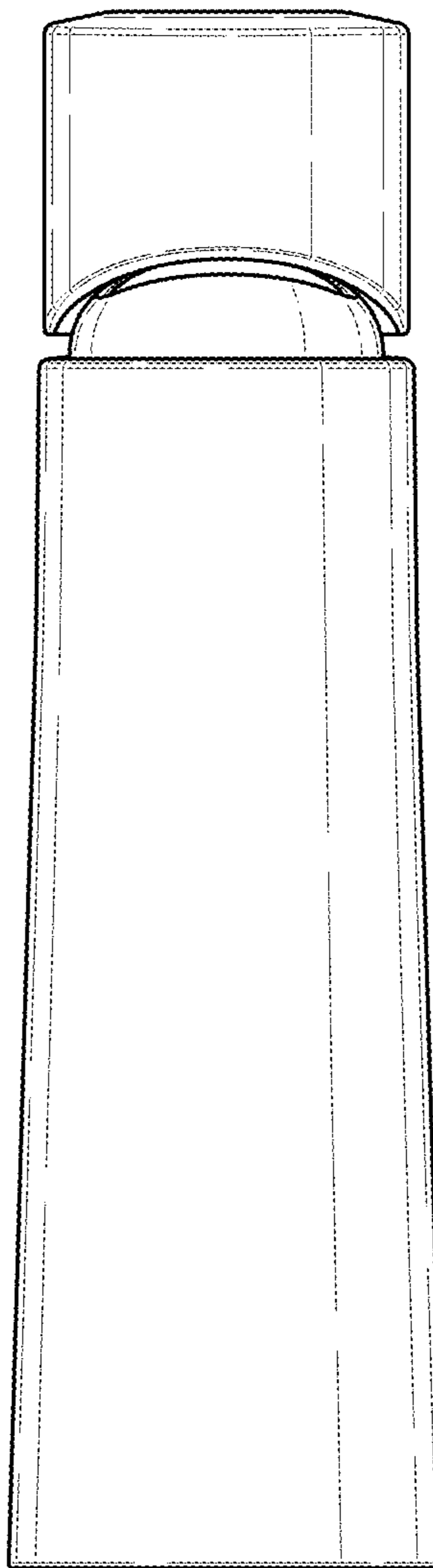


FIG. 4

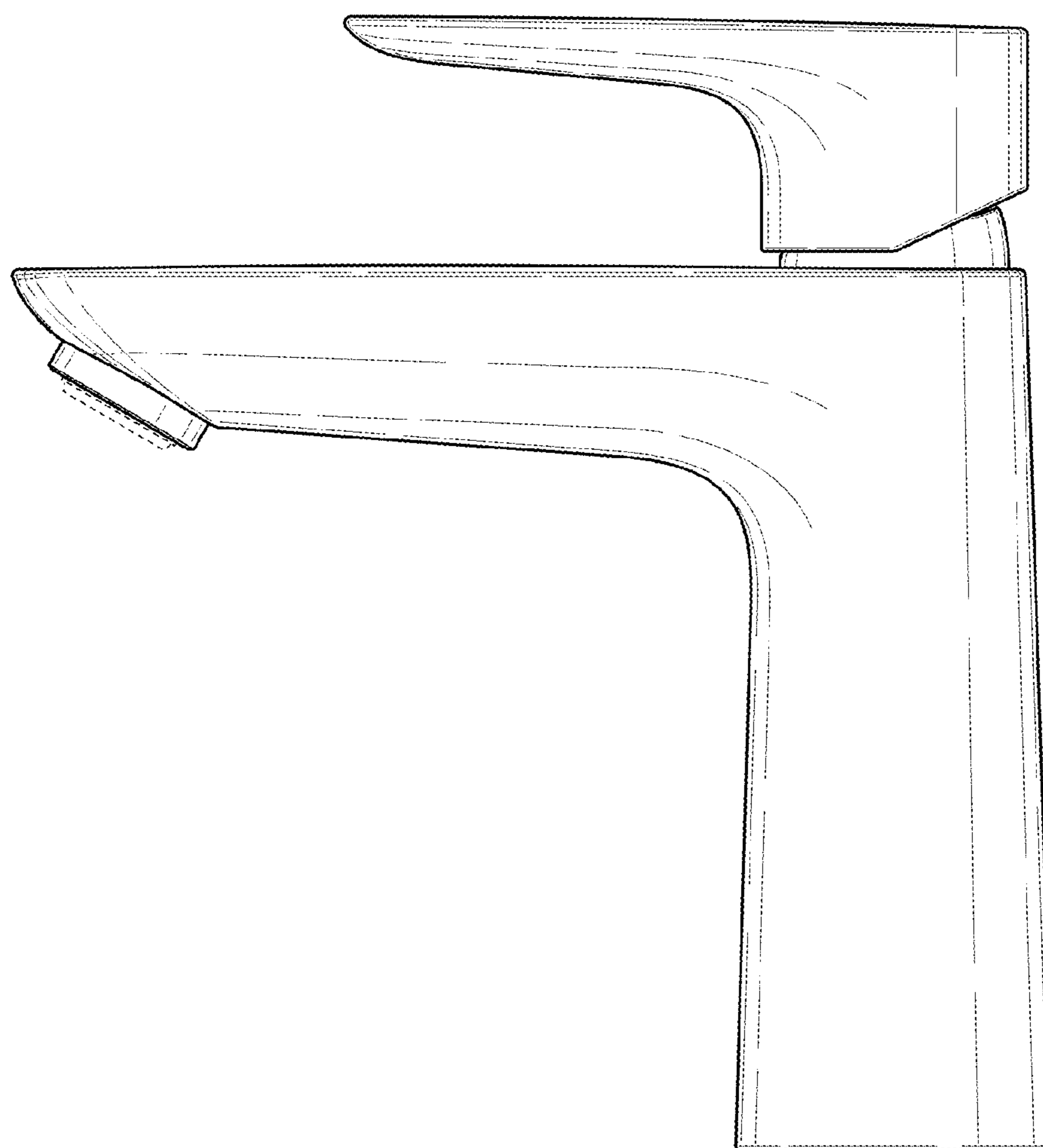


FIG. 5

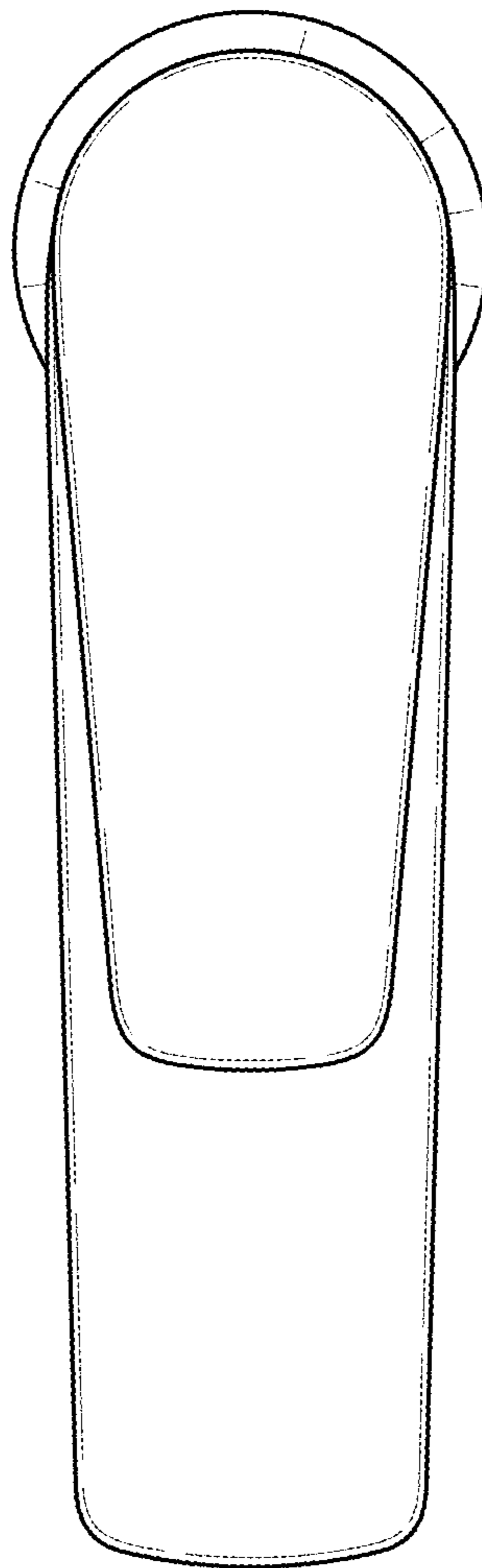


FIG. 6

