

US00D757195S

(12) **United States Design Patent**
Takagi et al.

(10) **Patent No.:** **US D757,195 S**
(45) **Date of Patent:** **** May 24, 2016**

(54) **WOOD GOLF CLUB HEAD**

(71) Applicant: **Bridgestone Sports Co., Ltd.**, Tokyo (JP)

(72) Inventors: **Masaya Takagi**, Tokyo (JP); **Takaharu Takechi**, Tokyo (JP); **Tomonori Kitagawa**, Tokyo (JP); **Kozue Wada**, Tokyo (JP); **Hiroshi Takahashi**, Tokyo (JP)

(73) Assignee: **Bridgestone Sports Co., Ltd.**, Tokyo (JP)

(**) Term: **14 Years**

(21) Appl. No.: **29/523,440**

(22) Filed: **Apr. 9, 2015**

(30) **Foreign Application Priority Data**

Nov. 28, 2014 (JP) 2014-026543

(51) **LOC (10) Cl.** **21-02**

(52) **U.S. Cl.**
USPC **D21/759**

(58) **Field of Classification Search**

USPC D21/733, 752, 759
CPC A63B 53/00; A63B 53/04; A63B 53/0466;
A63B 2053/00; A63B 2053/0445; A63B
2053/0433; A63B 2053/0437; A63B
2053/0491

See application file for complete search history.

(56) **References Cited**

U.S. PATENT DOCUMENTS

D383,181 S 9/1997 Gorman
D578,592 S * 10/2008 Oldknow D21/759
D643,897 S 8/2011 Lee et al.
D676,913 S * 2/2013 Oldknow D21/759

D676,914 S * 2/2013 Oldknow D21/759
D678,970 S * 3/2013 Oldknow D21/759
D678,972 S * 3/2013 Oldknow D21/759
D678,973 S * 3/2013 Oldknow D21/759
D679,353 S * 4/2013 Oldknow D21/759
D679,354 S * 4/2013 Oldknow D21/759
8,409,030 B2 4/2013 Hoffman et al.
D686,291 S * 7/2013 Foster D21/759
D714,895 S * 10/2014 Brookshire D21/759
D714,896 S * 10/2014 Brookshire D21/759
D718,399 S * 11/2014 Glod D21/759
D722,353 S * 2/2015 Cardani D21/759
D723,122 S * 2/2015 Cardani D21/759
D724,165 S * 3/2015 Cardani D21/759
D726,857 S * 4/2015 Cardani D21/759
D735,827 S * 8/2015 Glod D21/759

* cited by examiner

Primary Examiner — Mitchell Siegel

(74) *Attorney, Agent, or Firm* — Muncy, Geissler, Olds & Lowe, P.C.

(57) **CLAIM**

The ornamental design for a wood golf club head, as shown and described.

DESCRIPTION

FIG. 1 is a perspective view of the wood golf club head showing our new design;
FIG. 2 is a front view thereof;
FIG. 3 is a rear view thereof;
FIG. 4 is a left side view thereof;
FIG. 5 is a right side view thereof;
FIG. 6 is a top view thereof; and,
FIG. 7 is a bottom view thereof.

The broken line showing is for the purpose of illustrating environmental structure and forms no part of the claimed the design.

The dot-and-dash-and-dot line shows a borderline between the claimed design and other portion.

1 Claim, 5 Drawing Sheets

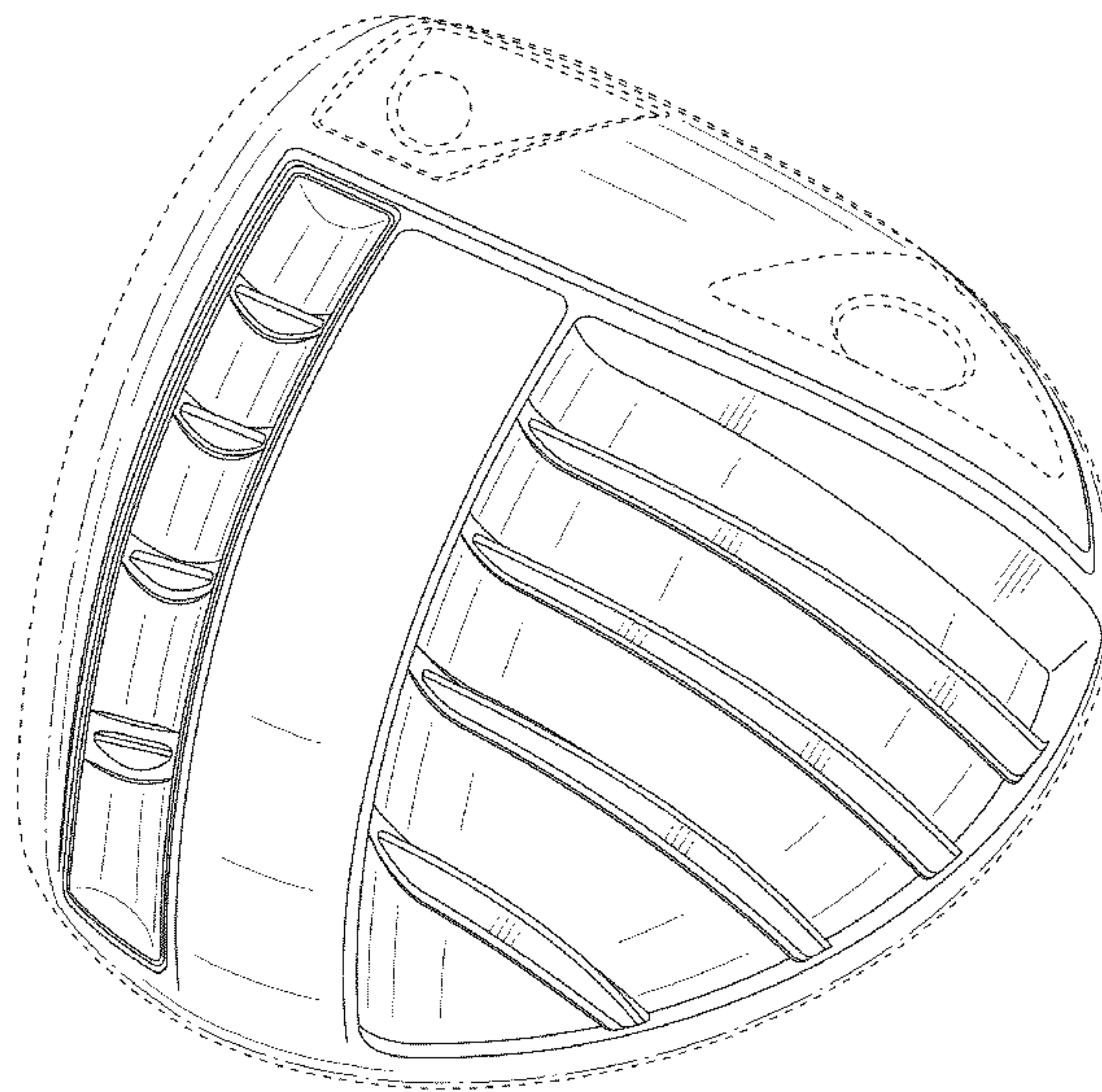


Fig. 1

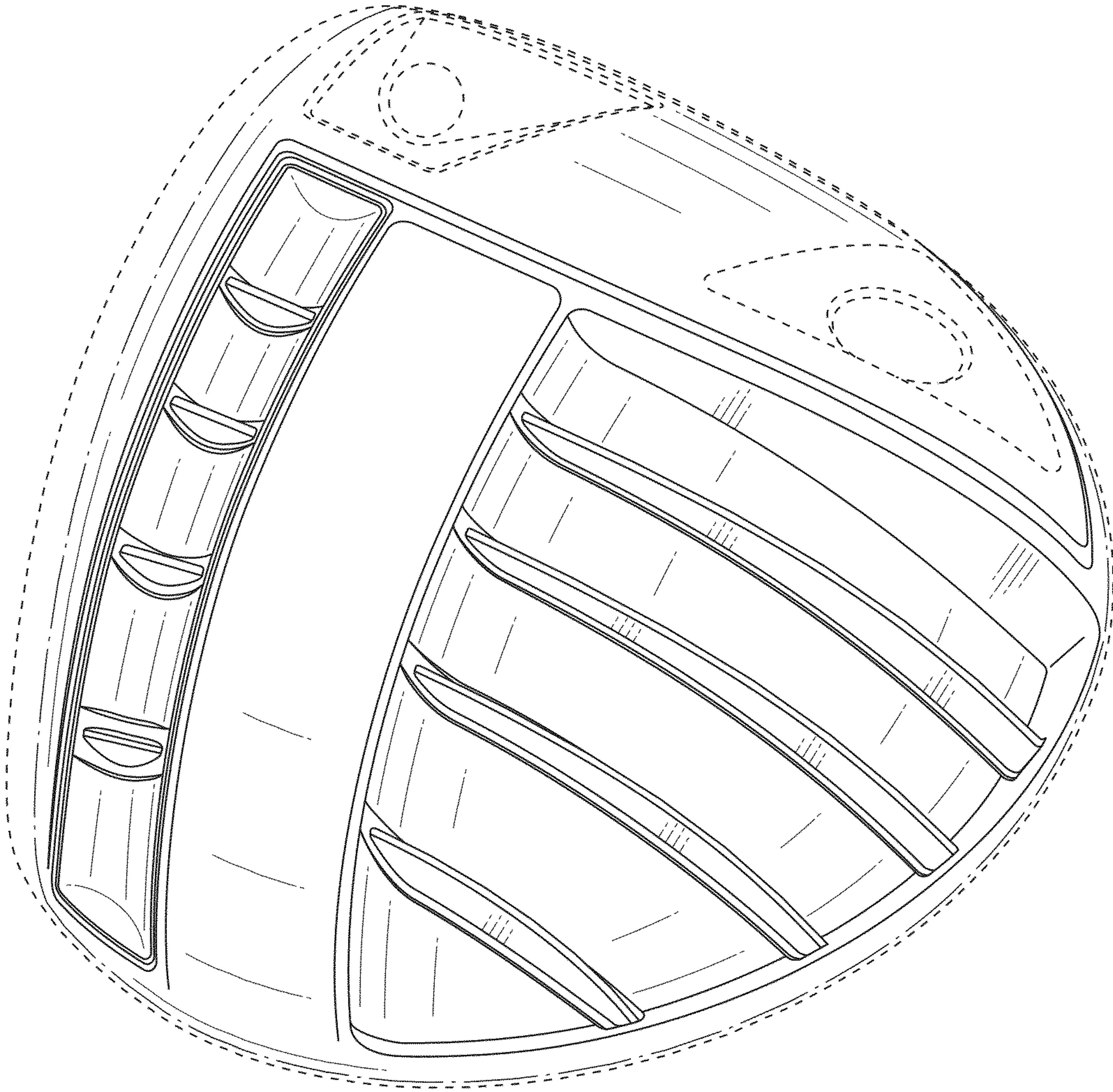


Fig. 2

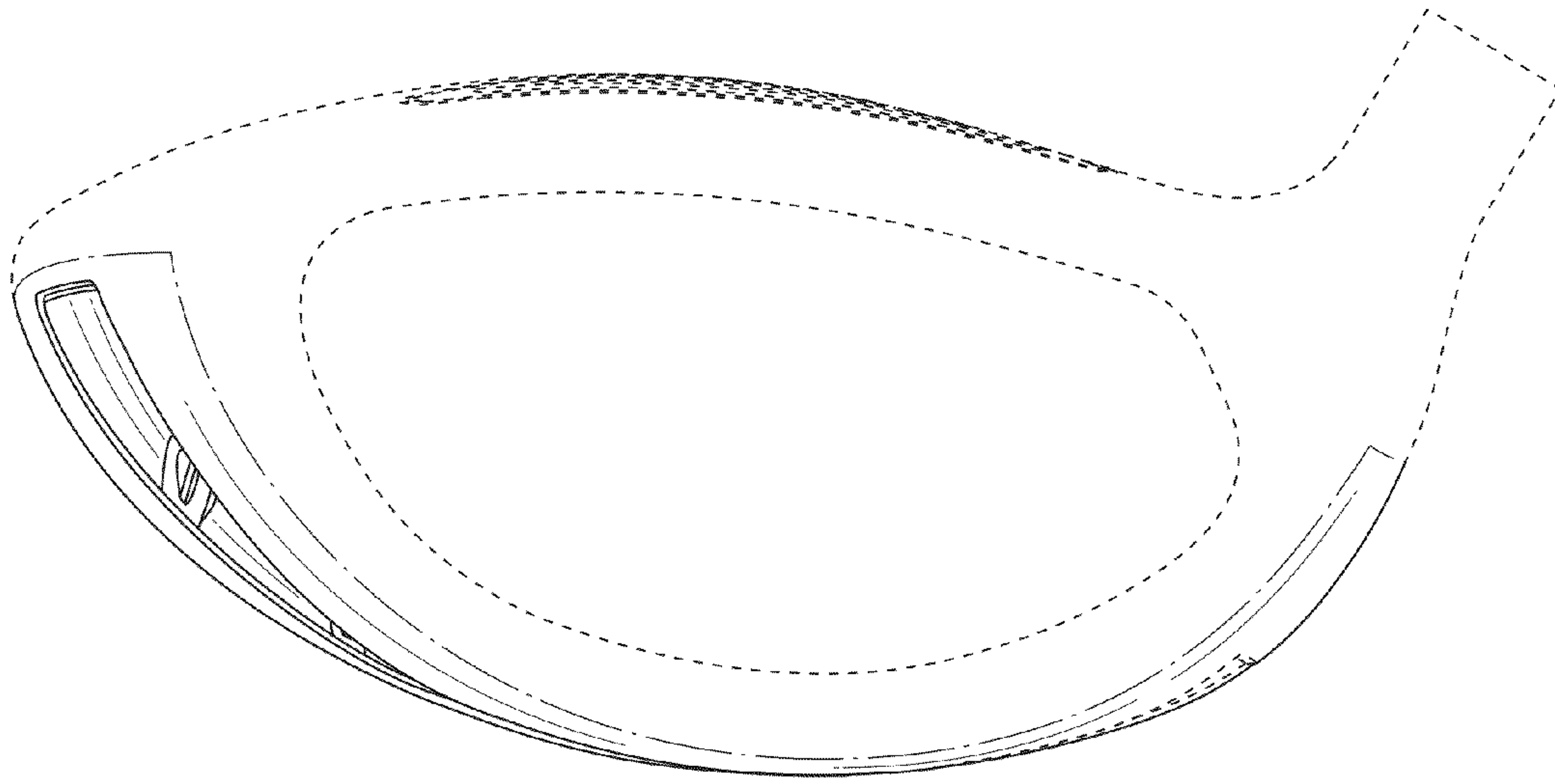


Fig. 3

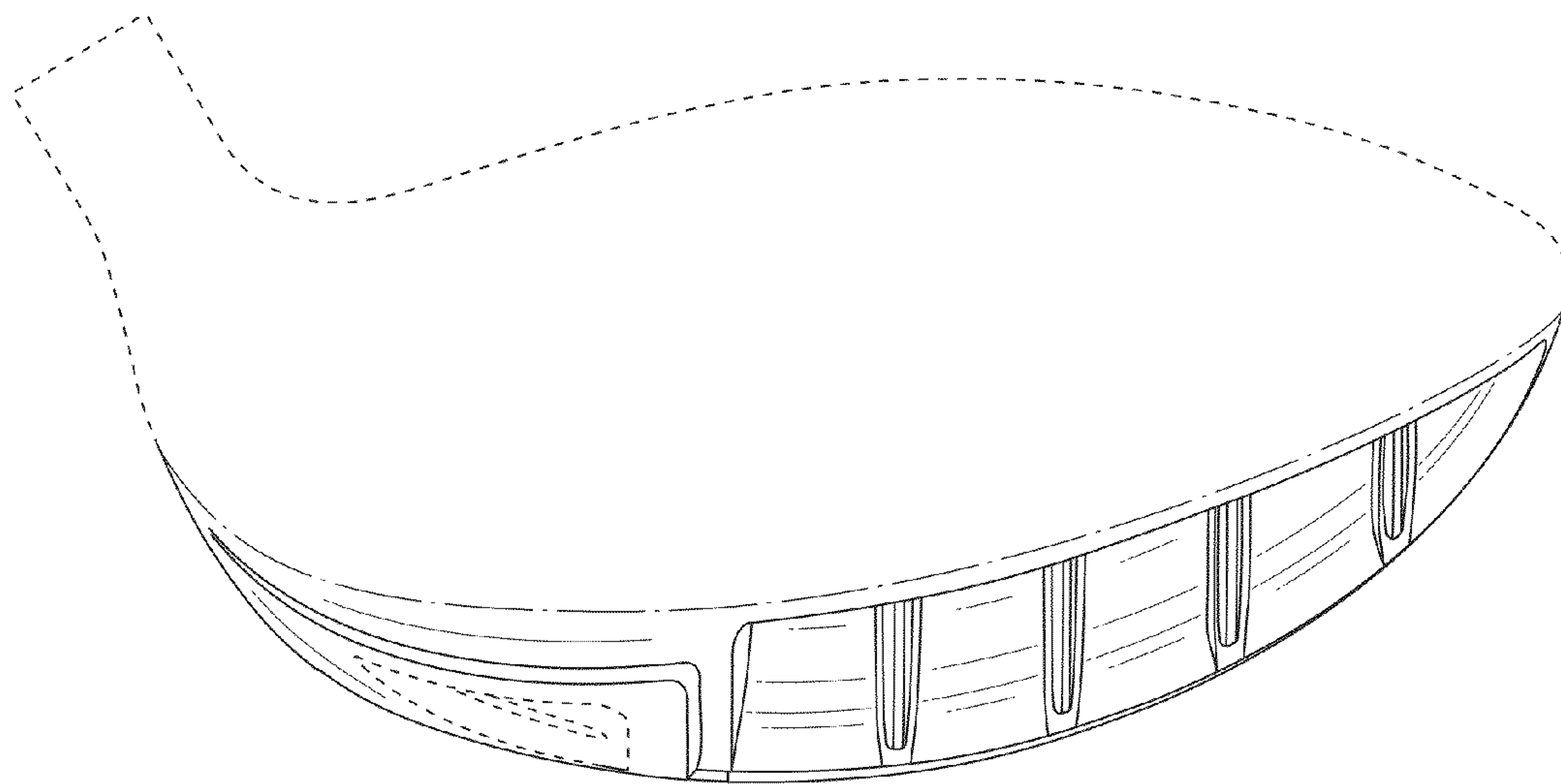


Fig. 4

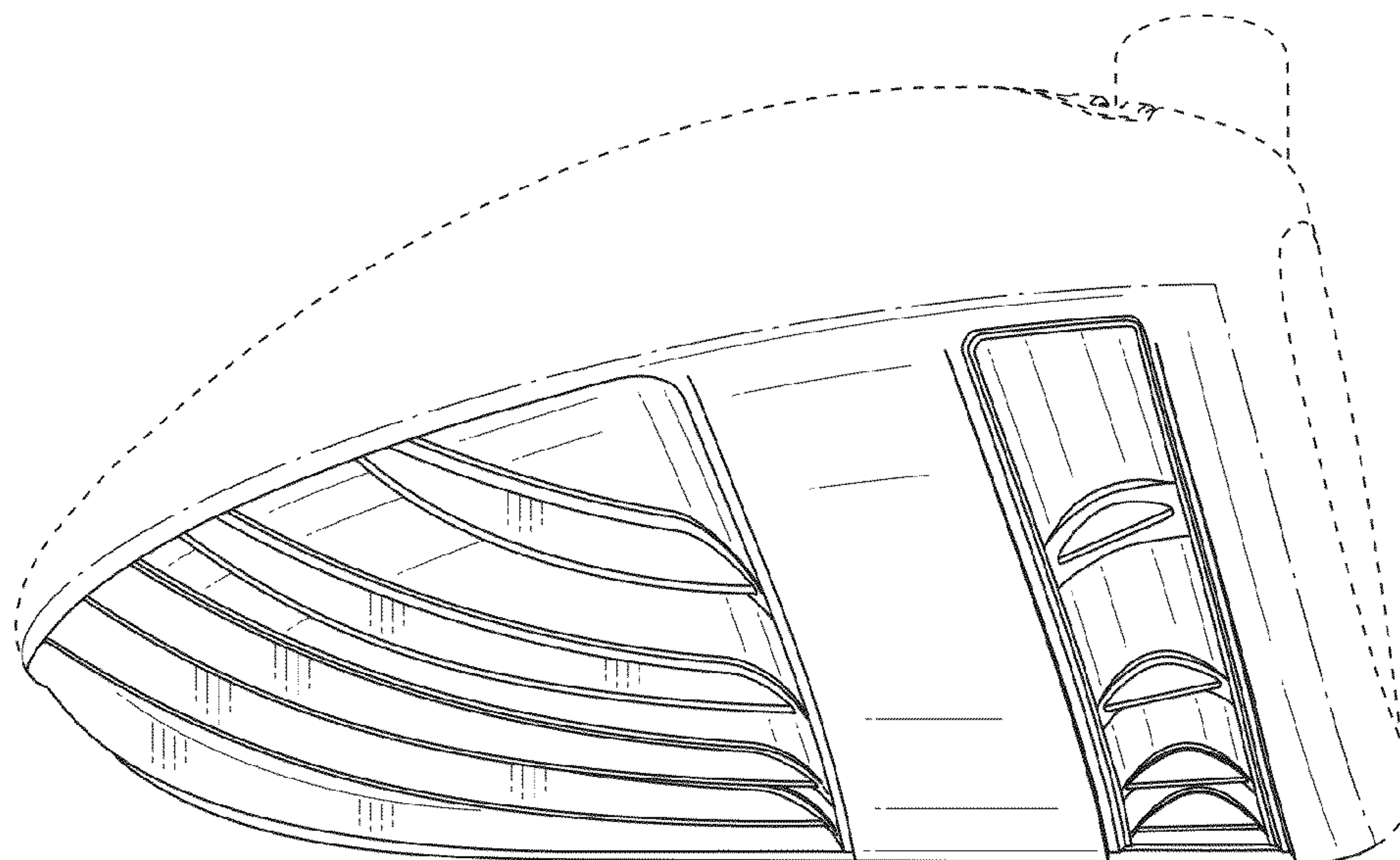


Fig. 5

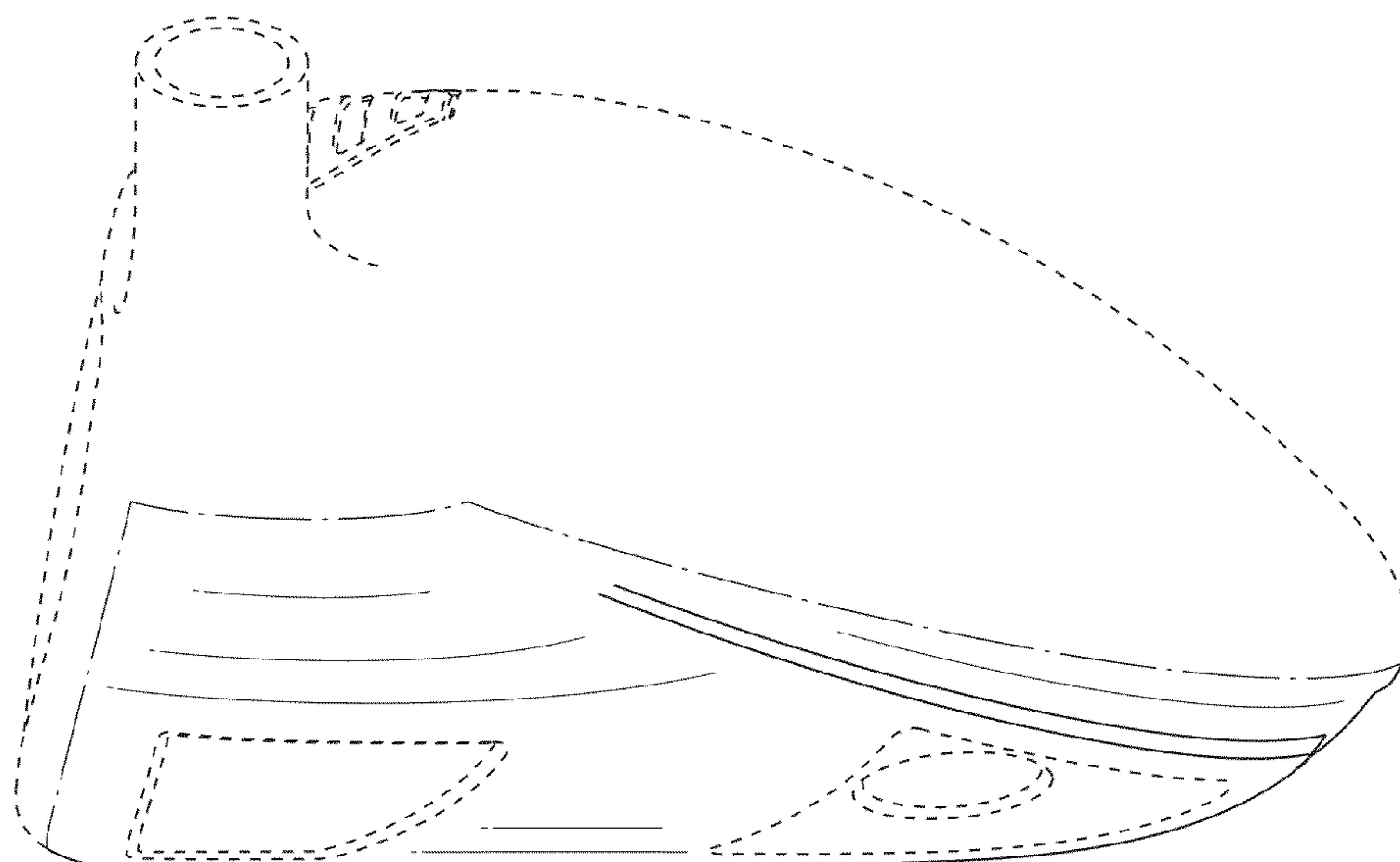


Fig. 6

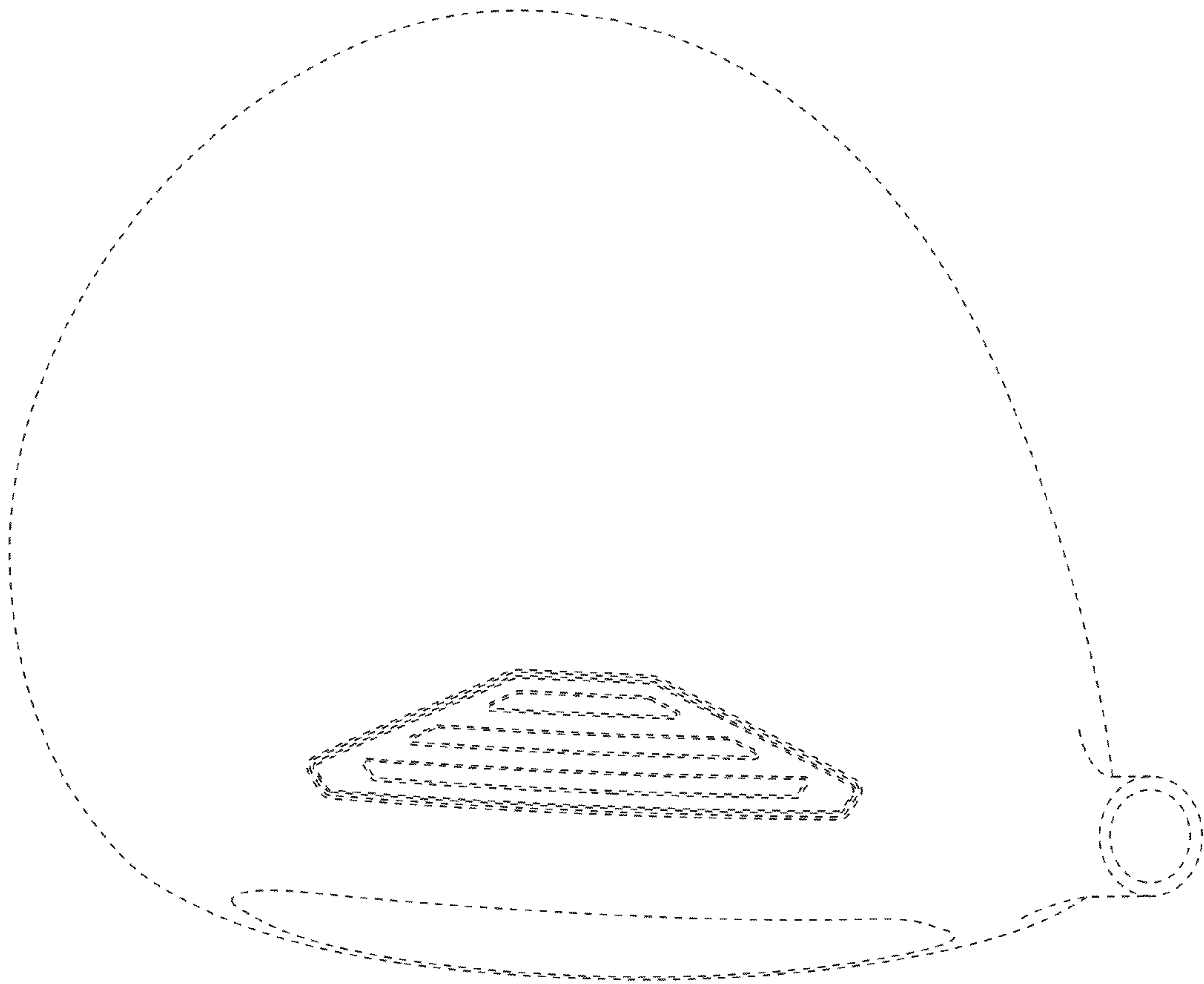


Fig. 7

