



US00D757182S

(12) **United States Design Patent**  
**Selhorn**

(10) **Patent No.:** **US D757,182 S**  
(45) **Date of Patent:** **\*\* May 24, 2016**

(54) **GAME**

(71) Applicant: **Mia A. Selhorn**, La Mesa, CA (US)

(72) Inventor: **Mia A. Selhorn**, La Mesa, CA (US)

(\*\*) Term: **14 Years**

(21) Appl. No.: **29/495,272**

(22) Filed: **Jun. 30, 2014**

(51) **LOC (10) Cl.** ..... **21-01**

(52) **U.S. Cl.**  
USPC ..... **D21/342**; D21/334

(58) **Field of Classification Search**  
USPC ..... D21/334, 300, 341-344, 347, 354, 365, D21/385, 386, 389, 391, 393, 396, 397, 478, D21/479, 480, 484, 485, 489, 491, 493, 500, D21/771, 793, 794, 900; 273/258, 248, 273/153 J, 271, 287, 153 S, 236, 238, 239, 273/242, 243, 249, 260, 261, 264, 268, 269, 273/270, 275, 276, 281, 282.1, 282.2, 283, 273/284, 288, 292, 294, 295, 306, 148 R, 273/153 R, 156, 459  
CPC ... A63F 3/00176; A63F 3/00574; A63F 3/00; A63F 3/00003; A63F 3/00009; A63F 3/00082; A63F 3/00088; A63F 3/00097; A63F 3/001; A63F 3/00173; A63F 3/0023; A63F 3/00261; A63F 3/00634; A63F 7/0023; A63F 2003/00186; A63F 2003/00583; A63F 2003/00798; A63F 2003/00287; A63F 2003/00252; A63F 2003/00255; A63F 2003/00359; A63F 2003/00362; A63F 2003/00372; A63F 2003/00394; A63F 2003/00463; A63F 2003/00599; A63F 2007/0041; A63F 2011/0088; A63F 9/14  
See application file for complete search history.

(56) **References Cited**

U.S. PATENT DOCUMENTS

1,303,874 A \* 5/1919 Fortune ..... A63F 3/00176  
273/261

D172,830 S \* 8/1954 Hebert ..... D21/334

3,065,969 A \* 11/1962 Jennens ..... A63F 3/00176  
273/258

3,433,482 A \* 3/1969 Castellano ..... A63F 3/00176  
273/261

3,804,416 A \* 4/1974 Jones ..... A63F 3/00006  
273/241

4,222,565 A \* 9/1980 Berrebi ..... A63F 9/06  
273/153 R

D311,034 S \* 10/1990 LaRiviere ..... D21/342

D337,353 S \* 7/1993 Marsh, Sr. .... D21/342

5,388,689 A \* 2/1995 Kroop ..... A45C 11/34  
206/1.7

6,394,455 B1 \* 5/2002 Denoual ..... A63F 3/00094  
273/261

6,536,765 B1 \* 3/2003 Thomas ..... A63F 3/00176  
273/153 J

D525,314 S \* 7/2006 Elkhoury ..... D21/337

7,320,633 B2 \* 1/2008 Park ..... A63H 33/046  
446/131

(Continued)

*Primary Examiner* — Susan Moon Lee  
(74) *Attorney, Agent, or Firm* — Michael R. Shevlin

(57) **CLAIM**  
The ornamental design for a game, as shown and described.

**DESCRIPTION**

FIG. 1 is a perspective view of a game having a game board with detachable wings in an assembled state with four matching sets of game pieces and matching die in accordance with the design of my invention;

FIG. 2 is a top plan view of the game of FIG. 1;

FIG. 3 is a bottom plan view of the game of FIG. 1;

FIG. 4 is a front end view of the game of FIG. 1;

FIG. 5 is a rear end view of the game of FIG. 1;

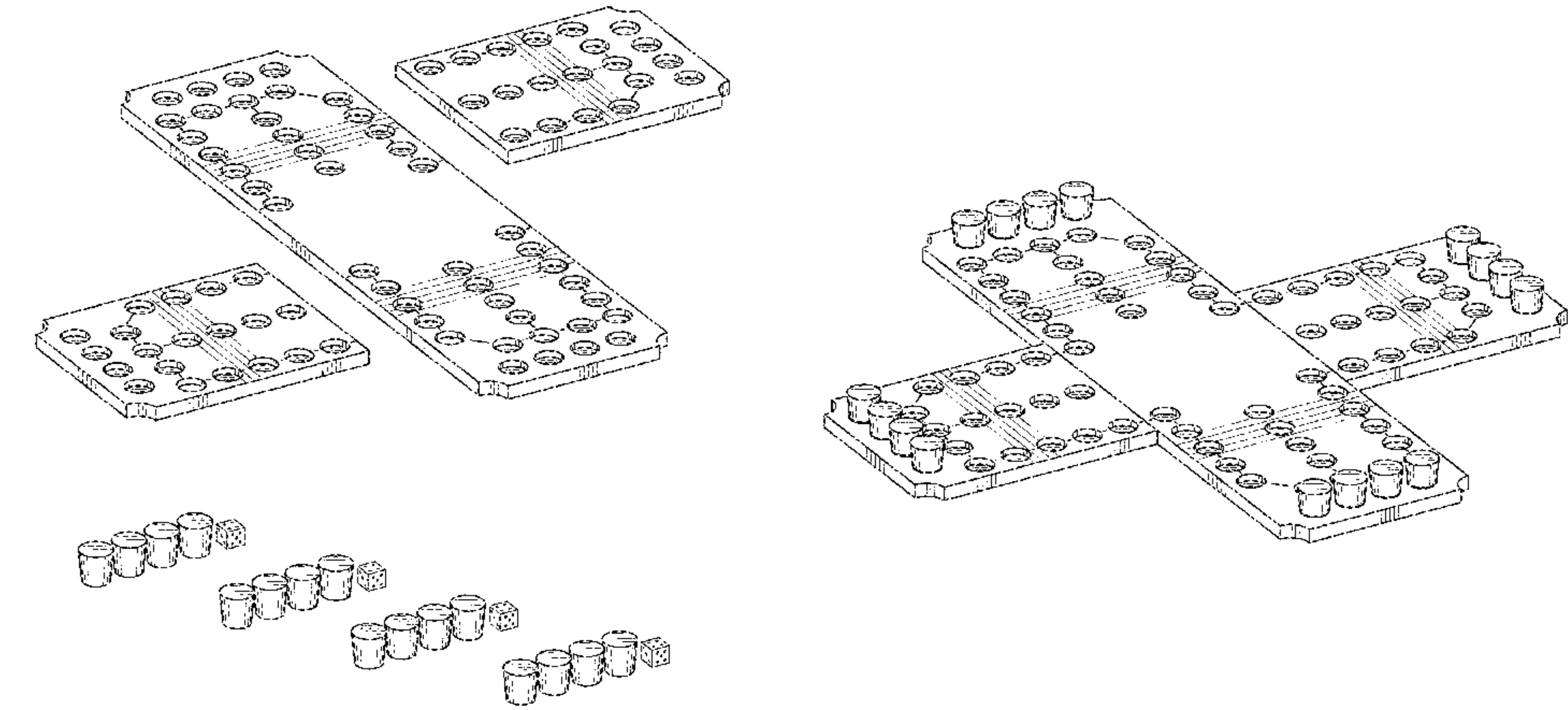
FIG. 6 is a left side view of the game of FIG. 1;

FIG. 7 is a right side view of the game of FIG. 1;

FIG. 8 is a perspective view of the game of FIG. 1 showing the game board in an un-assembled state with the detachable wings being detached; and,

FIG. 9 is a perspective view of the game of FIG. 1, with the four matching sets of game pieces in position on the game board.

**1 Claim, 9 Drawing Sheets**



(56)

**References Cited**

U.S. PATENT DOCUMENTS

D688,752 S	*	8/2013	Stratton	.....	D21/341	
D691,211 S	*	10/2013	Beste	.....	D21/341	* cited by examiner
D743,491 S	*	11/2015	Fissell	.....	D21/397	
2004/0160007 A1	*	8/2004	Denoual	.....	A63F 3/00697 273/290	


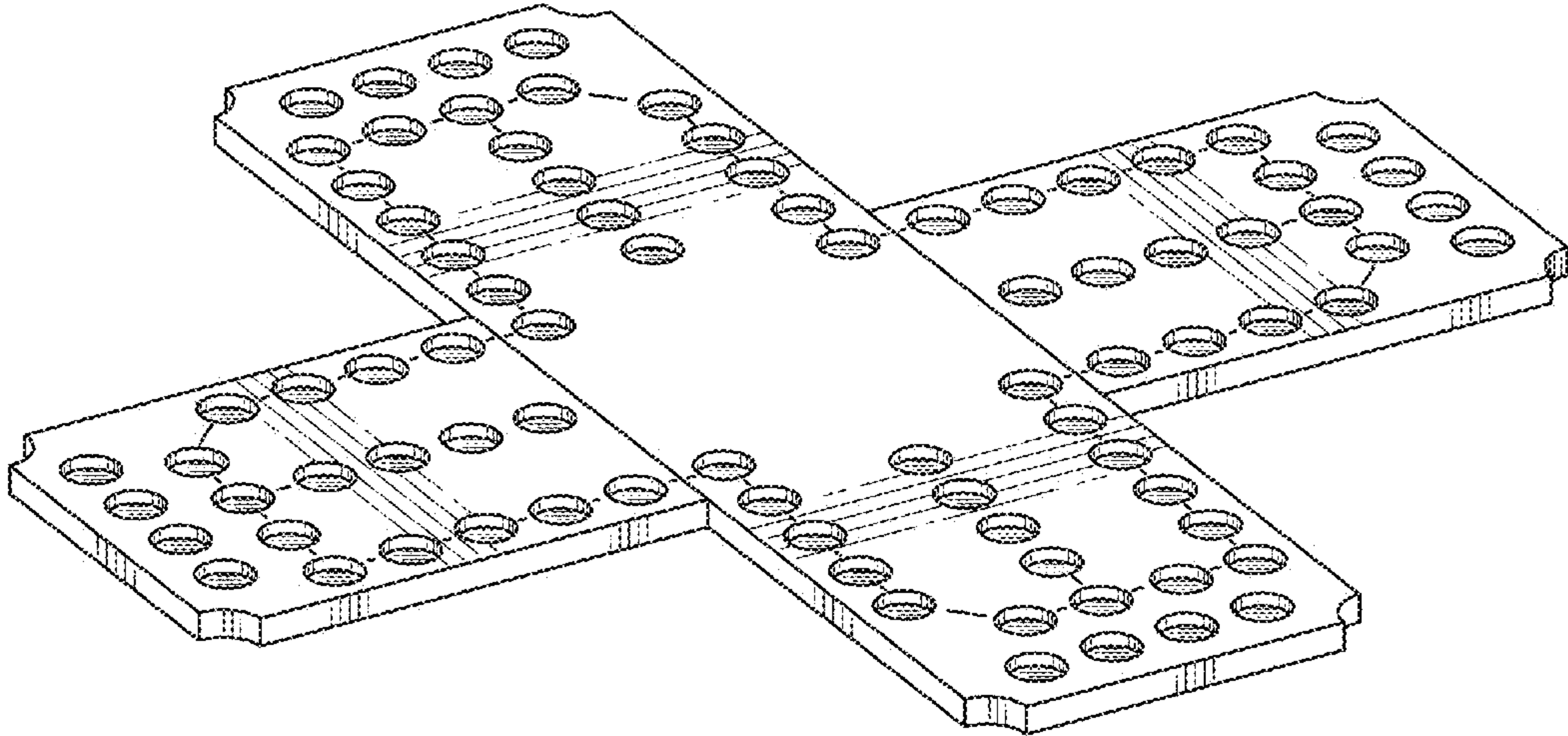


FIG. 1



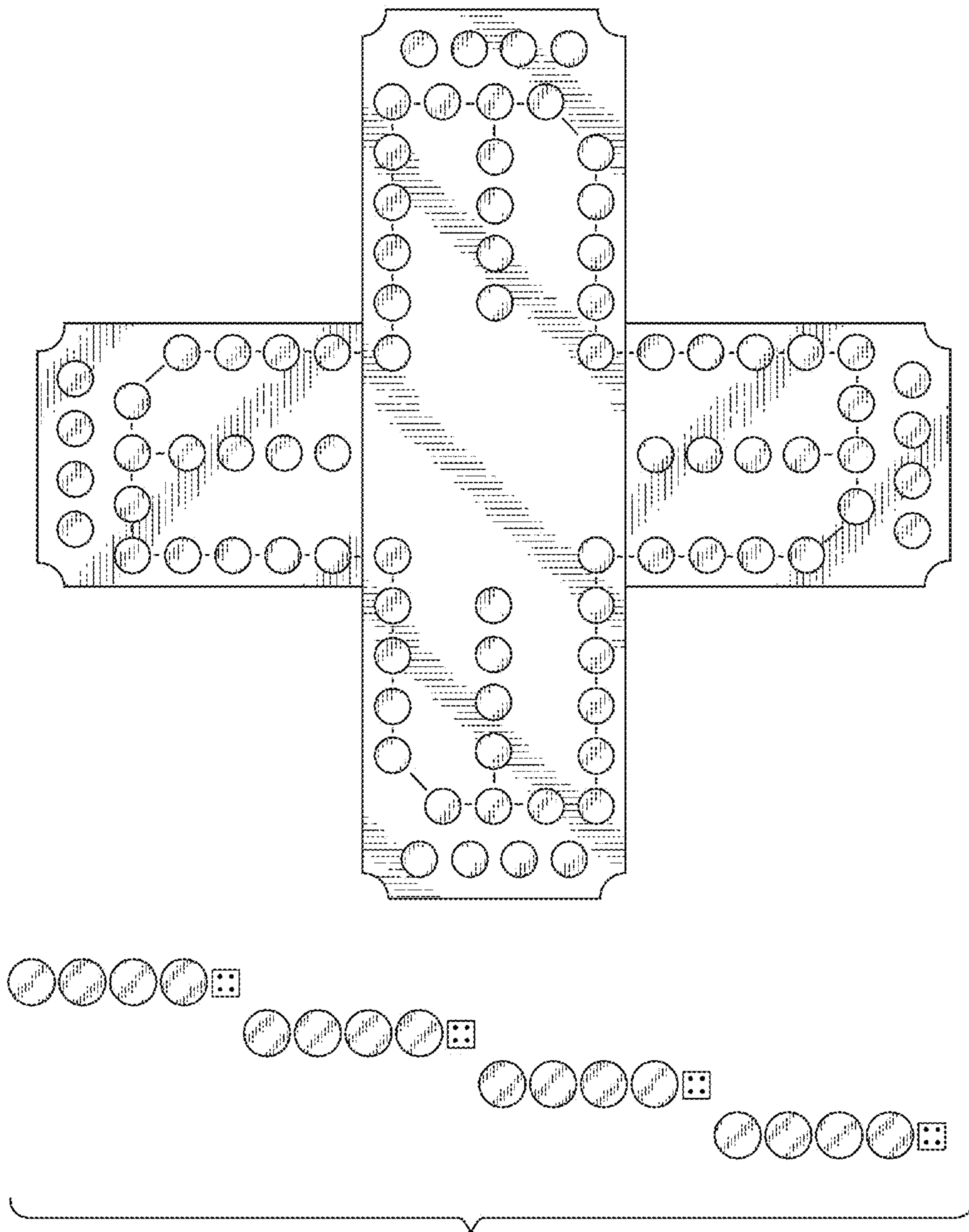


FIG. 2

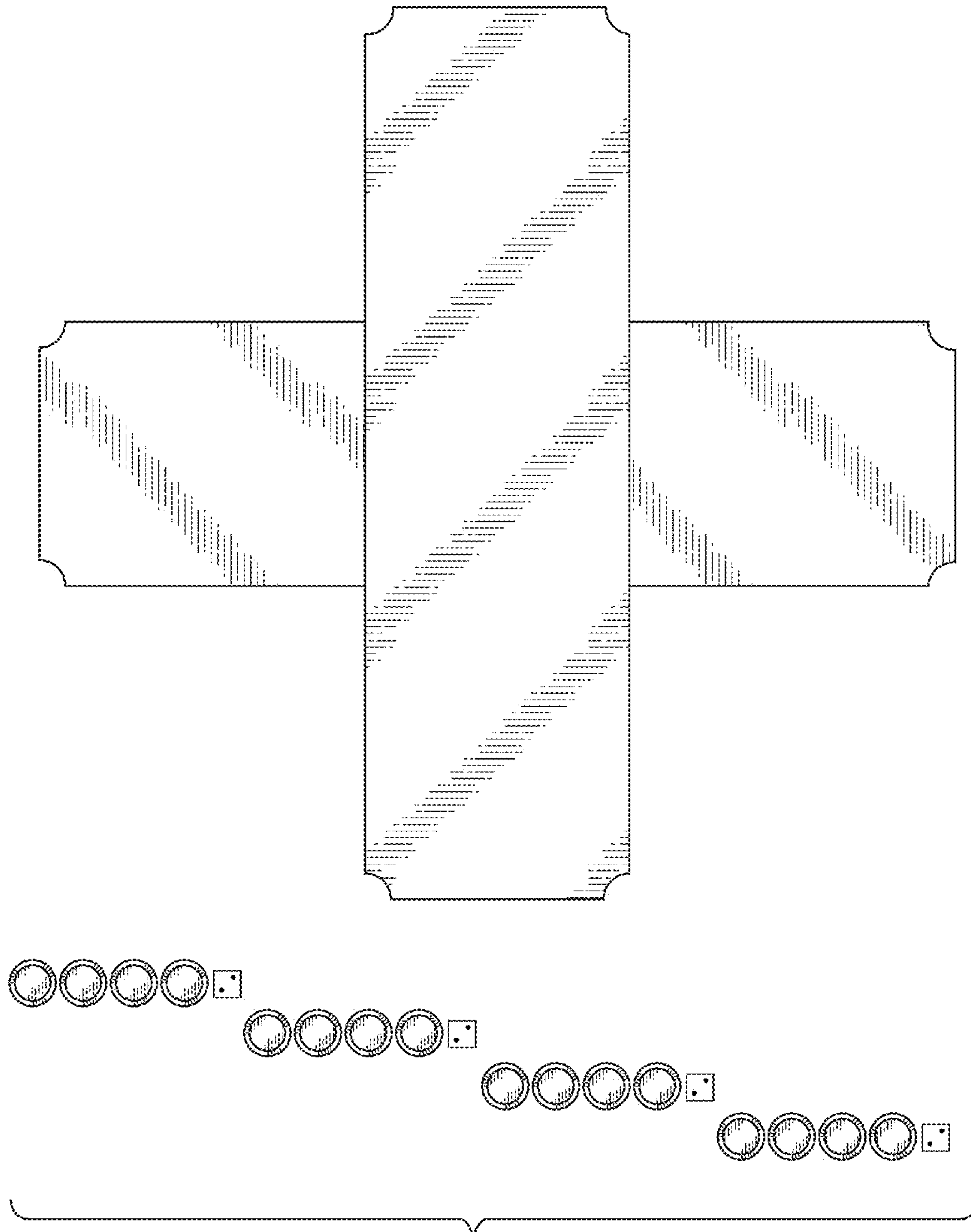


FIG. 3

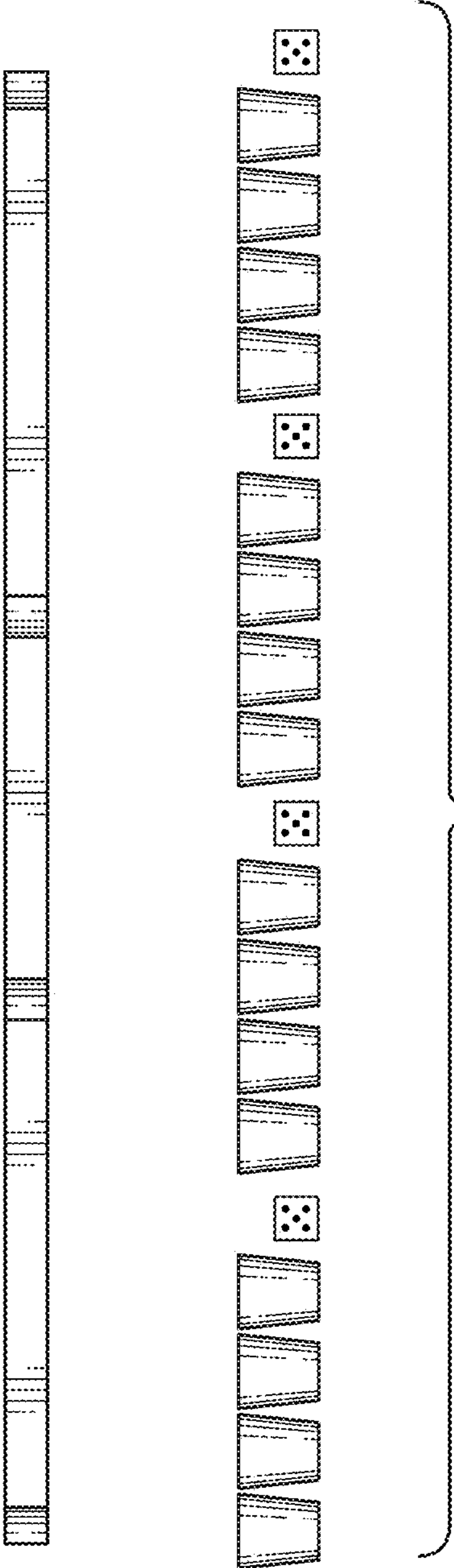


FIG. 4

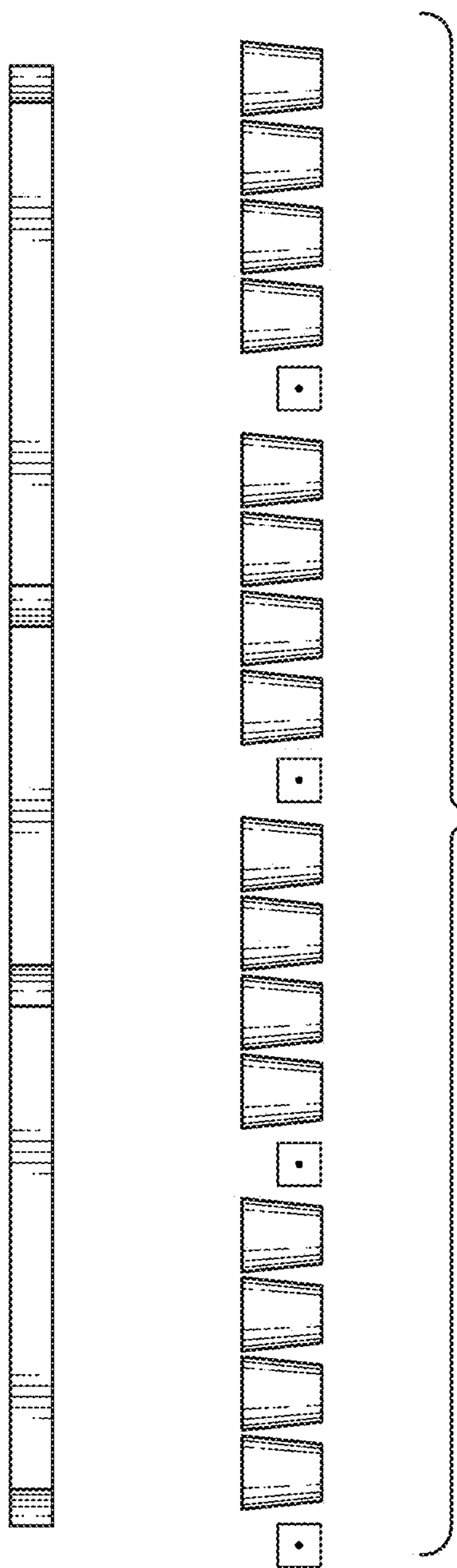


FIG. 5




FIG. 6






FIG. 7

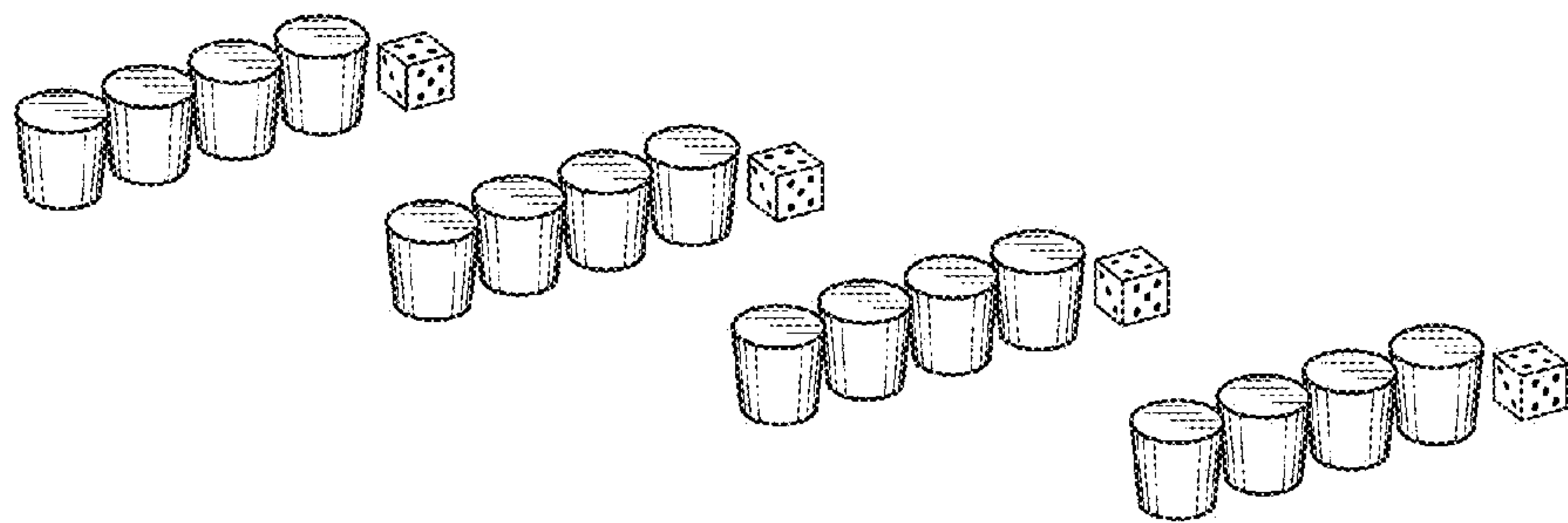
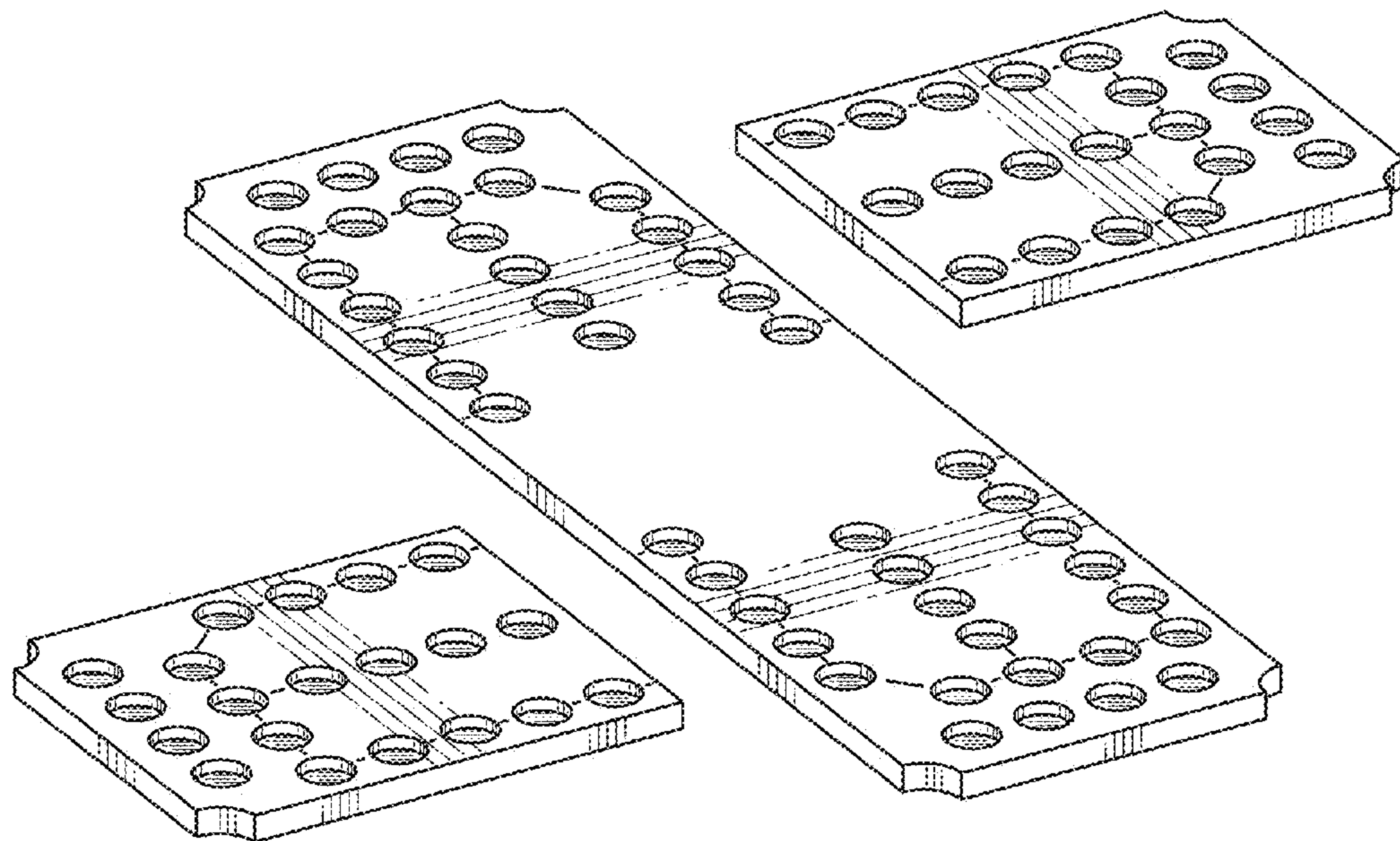


FIG. 8

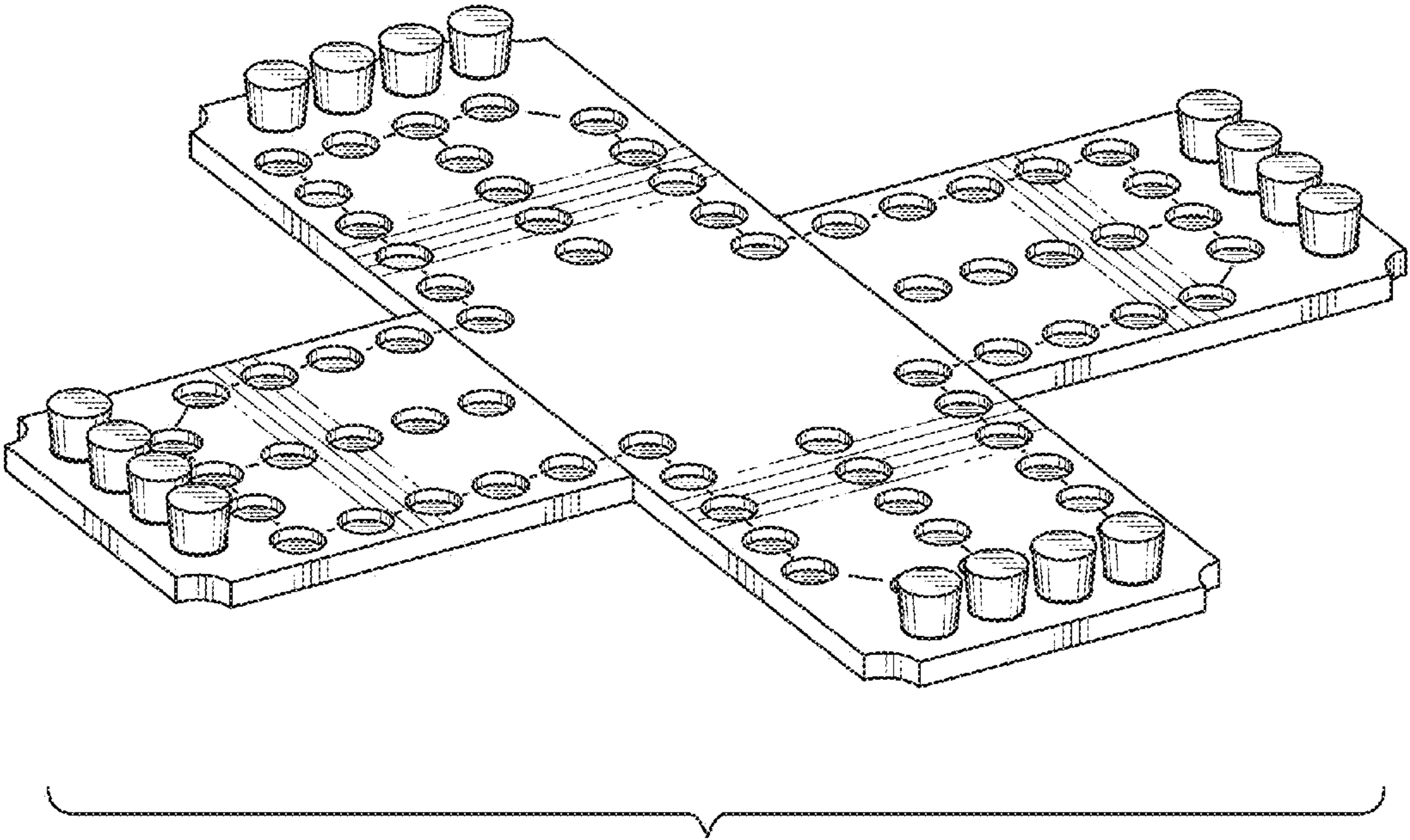


FIG. 9