



US00D757169S

(12) **United States Design Patent**  
**Tanaka et al.**

(10) **Patent No.:** **US D757,169 S**  
(45) **Date of Patent:** **\*\* May 24, 2016**

- (54) **TAPE PRINTING MACHINE**
- (71) Applicant: **BROTHER INDUSTRIES, LTD.**,  
Nagoya-shi, Aichi-ken (JP)
- (72) Inventors: **Hiromitsu Tanaka**, Nagoya (JP);  
**Nobuyuki Iwai**, Chita-gun (JP);  
**Tomoyuki Nanno**, Nagoya (JP)
- (73) Assignee: **BROTHER INDUSTRIES, LTD.**,  
Nagoya (JP)

- D410,674 S \* 6/1999 Tanaka ..... D18/19
- D525,648 S \* 7/2006 Hattori ..... D18/19
- D526,005 S \* 8/2006 Matsumoto ..... D18/19
- 7,513,706 B2 \* 4/2009 Kimura ..... B41J 3/4071  
400/120.01
- 7,524,120 B2 \* 4/2009 Minoya ..... B41J 3/4075  
400/613
- D601,182 S \* 9/2009 Mita ..... D14/392
- D663,766 S \* 7/2012 Van Den Broecke ..... D18/14
- D701,562 S \* 3/2014 Inada ..... D18/19
- D703,737 S \* 4/2014 Nakayama ..... D18/52

(Continued)

- (\*\*) Term: **14 Years**
- (21) Appl. No.: **29/512,049**
- (22) Filed: **Dec. 16, 2014**

**FOREIGN PATENT DOCUMENTS**

- EM 000013149-0008 \* 7/2003
- EM 001046924-0001 \* 12/2008
- JP WO 0032401 A1 \* 6/2000 ..... B41J 3/4075
- JP WO 2004039596 A1 \* 5/2004 ..... B41J 3/4075
- JP EP 1674273 A1 \* 6/2006 ..... B41J 3/4073

(Continued)

- (30) **Foreign Application Priority Data**  
Jun. 18, 2014 (JP) ..... 2014-013156

*Primary Examiner* — Bridget L Eland  
*Assistant Examiner* — Lauren McVey  
 (74) *Attorney, Agent, or Firm* — Oliff PLC

- (51) **LOC (10) Cl.** ..... **18-02**
- (52) **U.S. Cl.**  
USPC ..... **D18/52**; D18/19
- (58) **Field of Classification Search**  
USPC ..... D18/52, 50, 14, 19, 54, 36-37, 1, 2, 7;  
D19/68; D14/338, 341, 346, 392  
CPC .... B65C 11/00; B65C 11/02; B65C 11/0205;  
B65C 11/021; B65C 11/0215; B65C 11/0221;  
B65C 11/0226; B65C 11/0231; B65C  
11/0236; B65C 11/0242; B65C 11/0252;  
B65C 11/0257; B65C 11/0268; B65C  
11/0273; B65C 11/0284; B65C 11/0289;  
B65C 11/0294; B65C 11/04; B65C 11/046;  
B65C 11/06; B65C 11/062; B65C 11/064;  
B65C 11/066; B65C 11/068; B41J 3/4075  
See application file for complete search history.

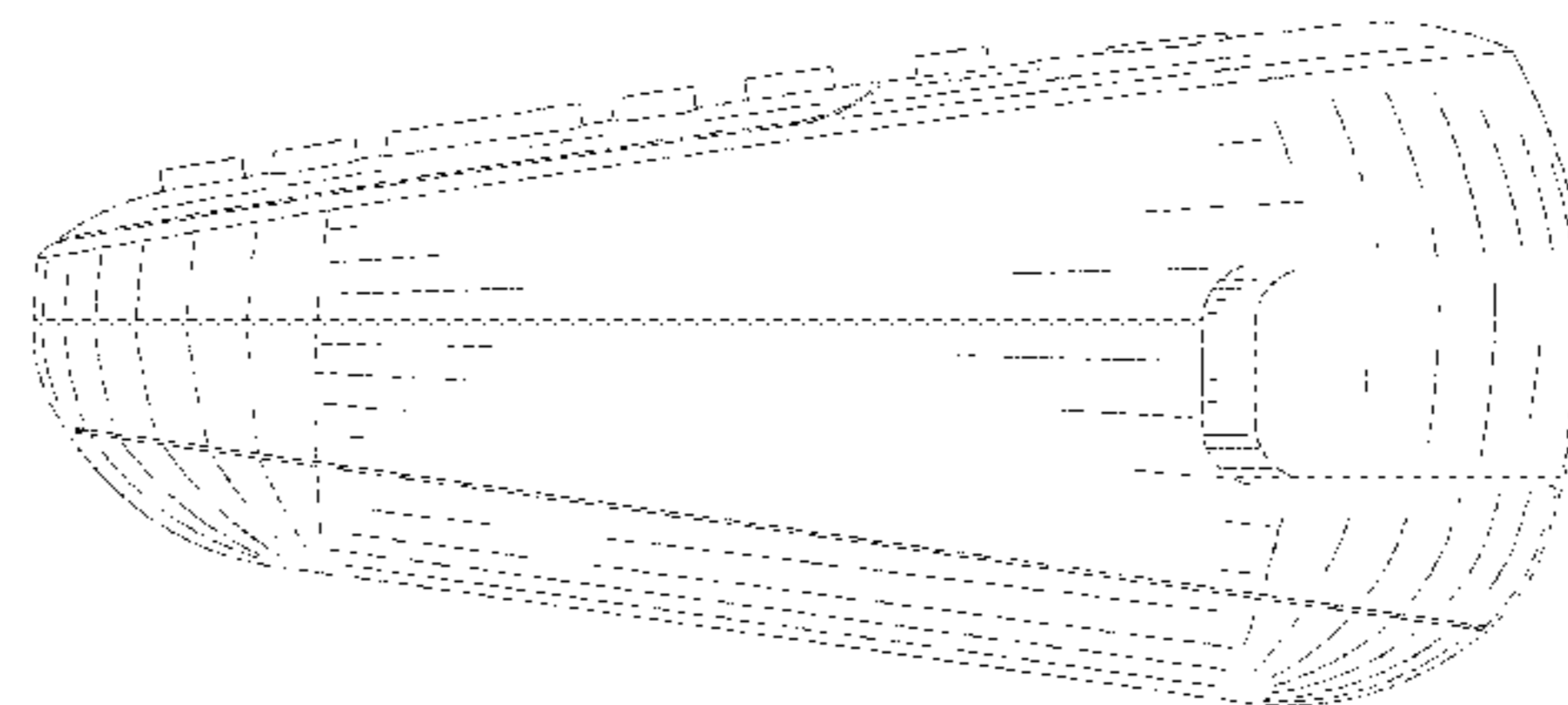
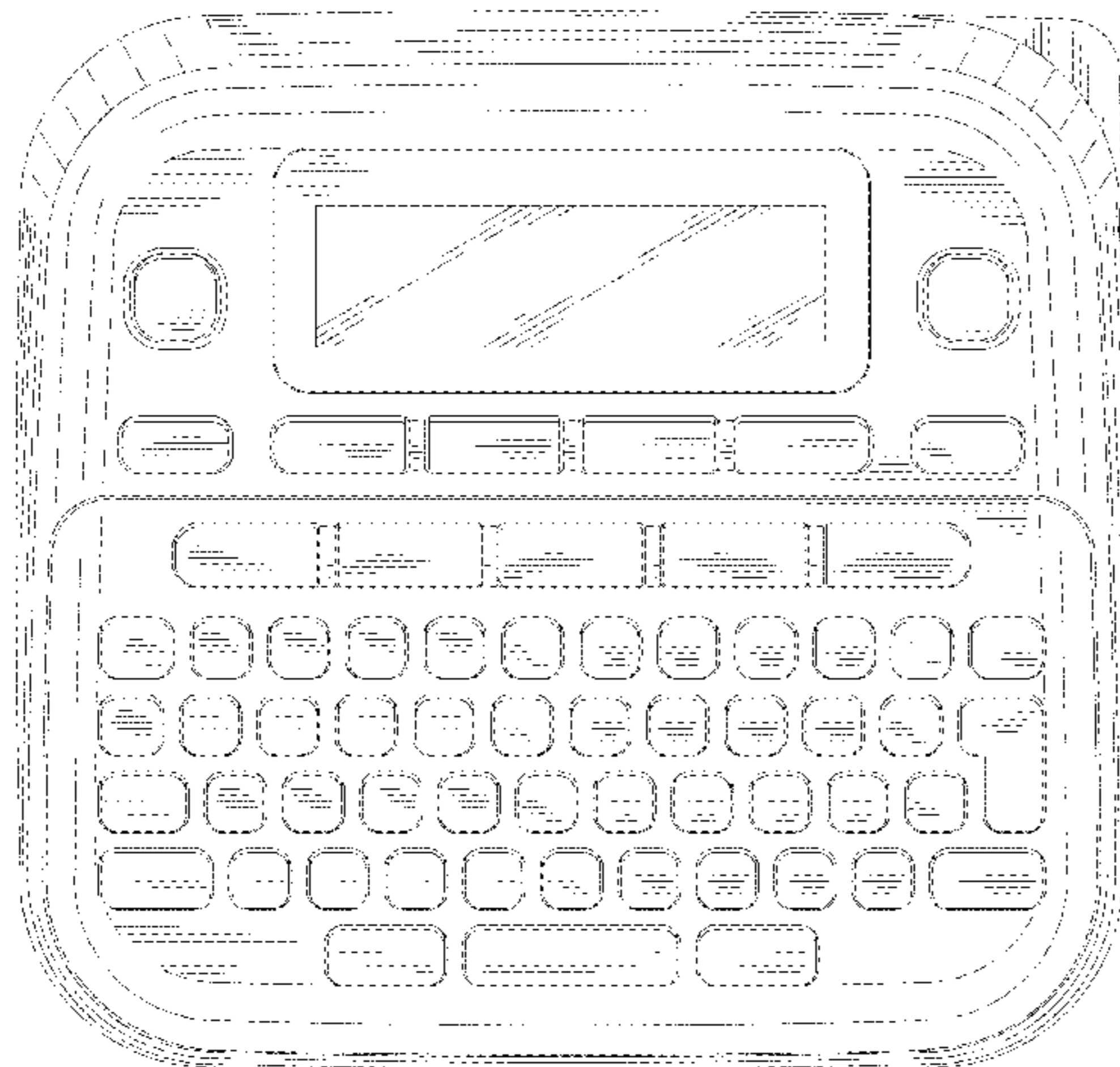
- (57) **CLAIM**  
The ornamental design for a tape printing machine, as shown and described.

**DESCRIPTION**

FIG. 1 is a perspective view of a tape printing machine;  
 FIG. 2 is a front view thereof;  
 FIG. 3 is a top view thereof;  
 FIG. 4 is a right-side view thereof;  
 FIG. 5 is a left-side view thereof;  
 FIG. 6 is a rear view thereof; and,  
 FIG. 7 is a bottom view thereof.  
 The broken lines immediately adjacent to the shaded areas, encompassing unshaded regions, represent the bounds of the claimed design while all other broken lines are directed to environment and are for illustrative purposes only; the broken lines form no part of the claimed design.

- (56) **References Cited**  
**U.S. PATENT DOCUMENTS**  
D363,082 S \* 10/1995 Watanabe ..... D18/19  
D398,629 S \* 9/1998 Nakamura ..... D18/19

**1 Claim, 4 Drawing Sheets**



# US D757,169 S

Page 2

---

(56)

## References Cited

## FOREIGN PATENT DOCUMENTS

### U.S. PATENT DOCUMENTS

D745,599 S \* 12/2015 Tanaka ..... D18/19  
2013/0243509 A1 \* 9/2013 Ishii ..... B41F 17/02  
400/76

JP  
JP

EP 1674274 A2 \* 6/2006 ..... B41J 3/4075  
EP 2371571 A2 \* 10/2011 ..... B41J 3/4075

\* cited by examiner

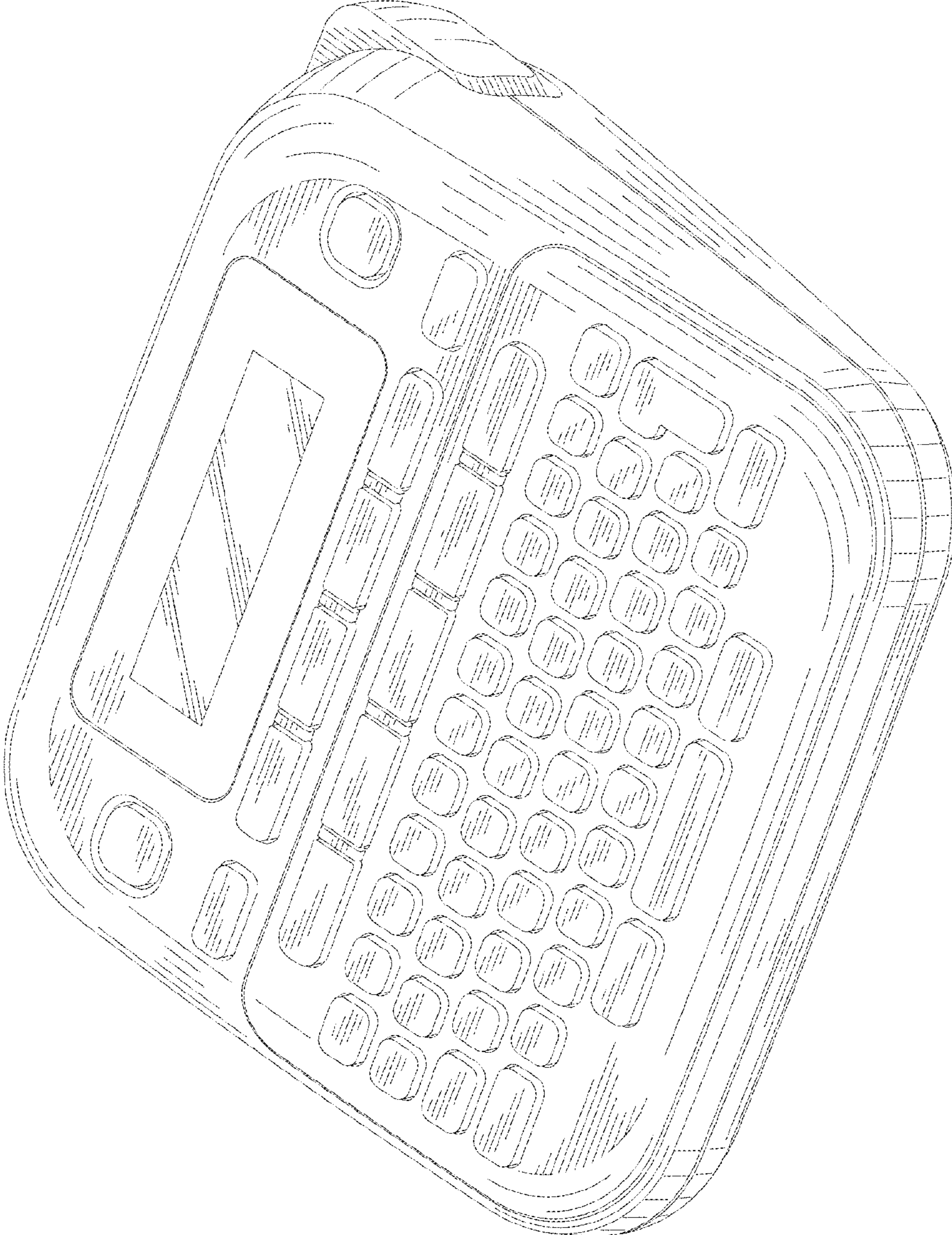


FIG. 1




FIG. 3

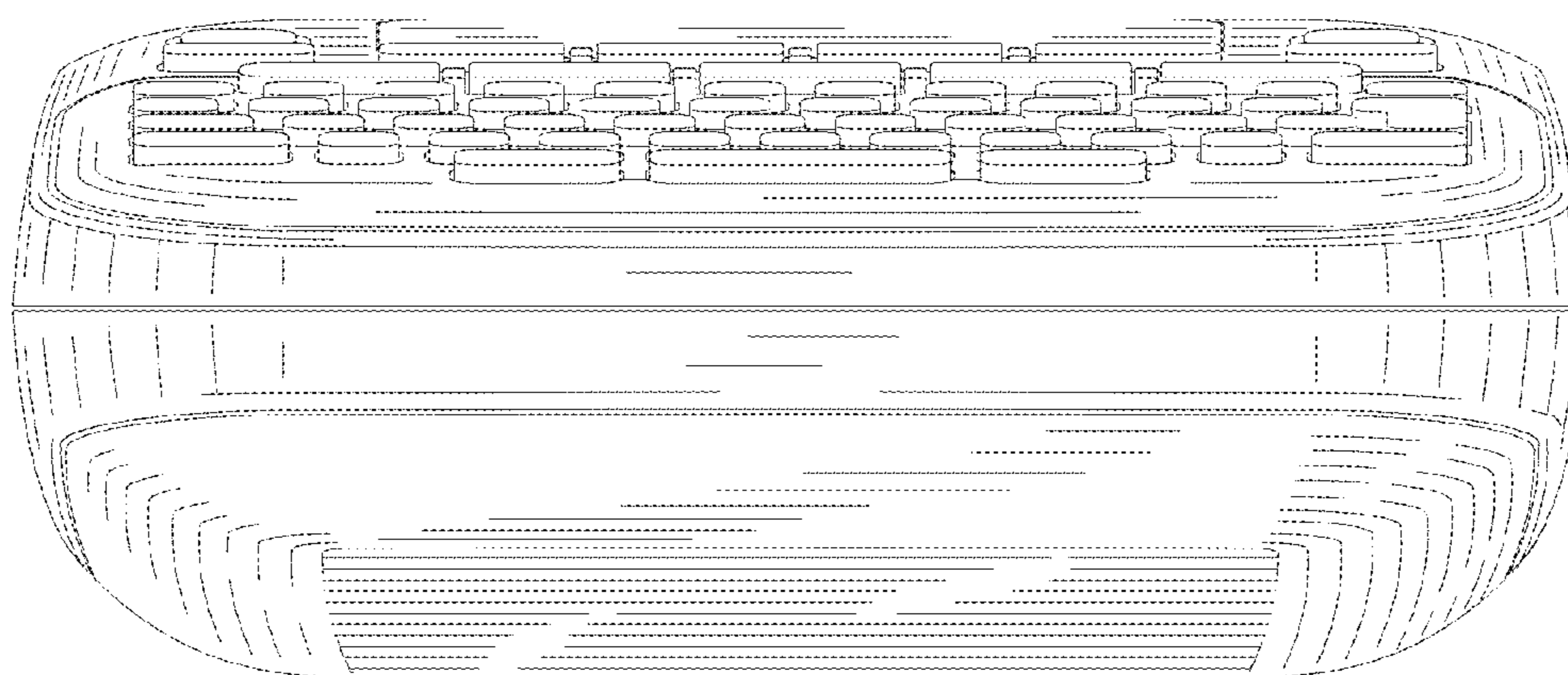


FIG. 2

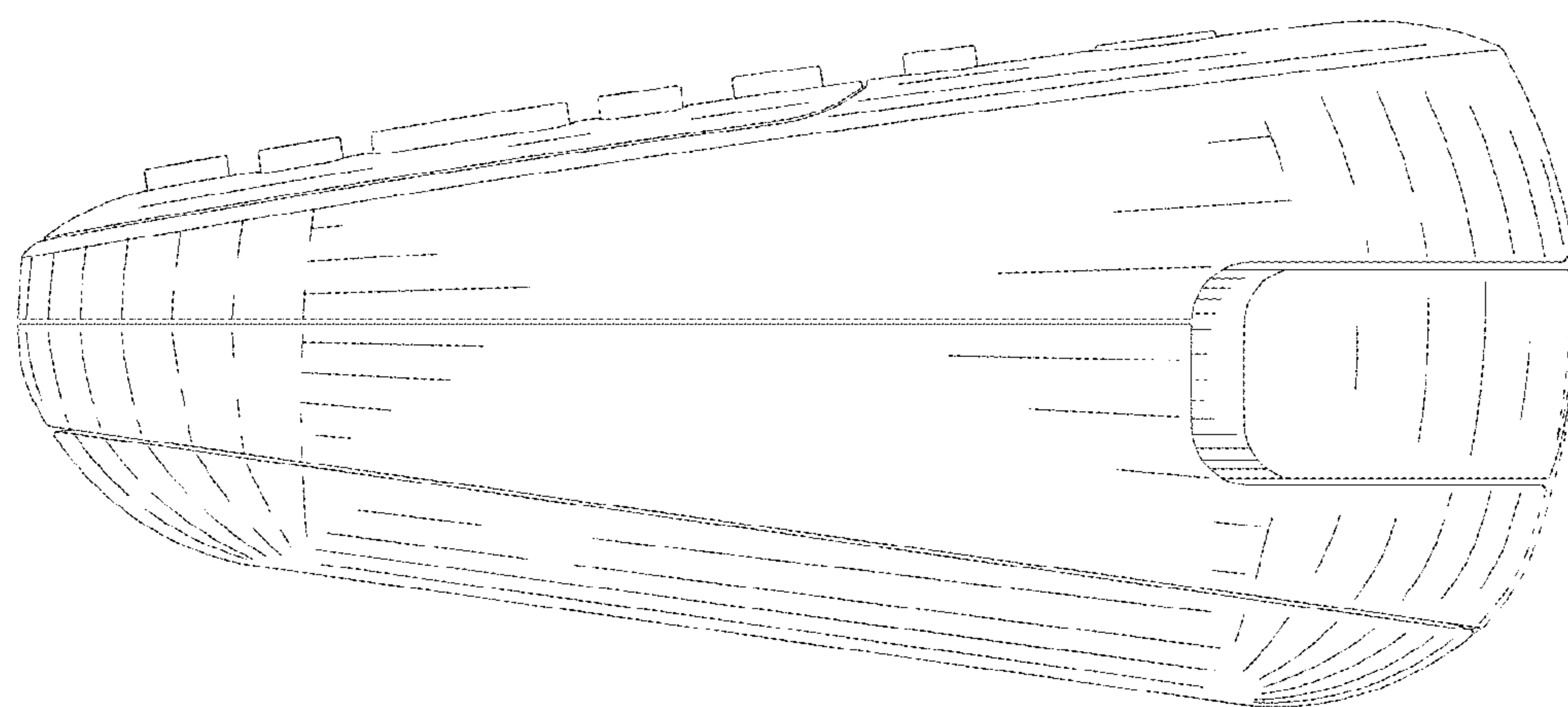


FIG. 4

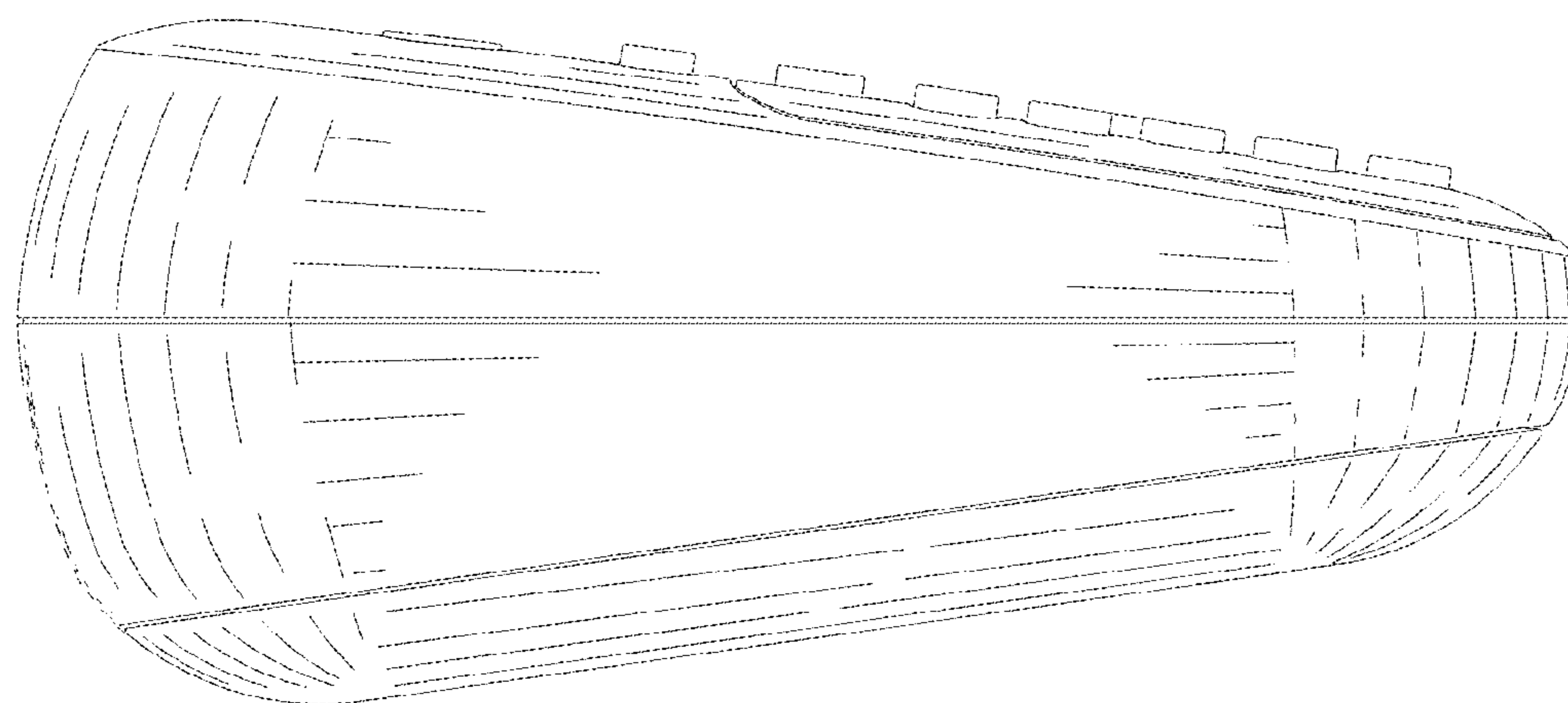


FIG. 5

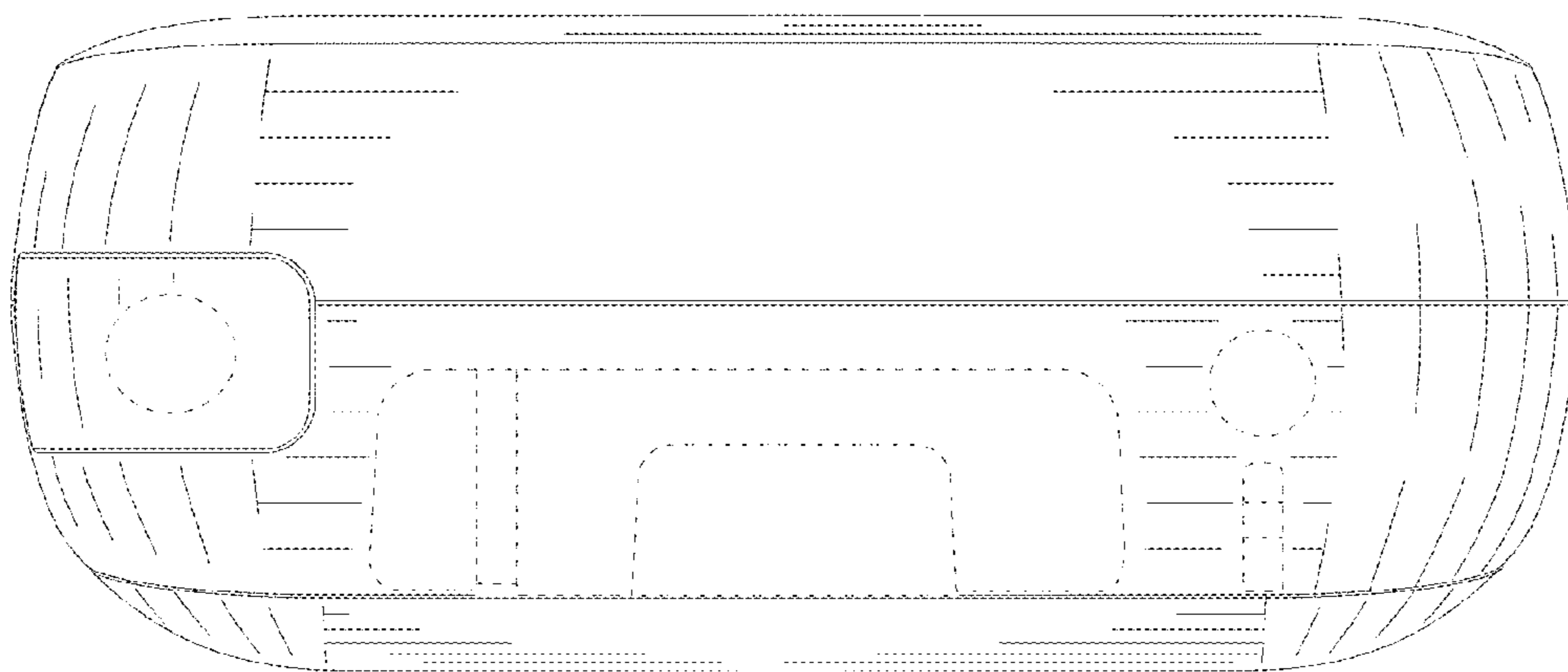


FIG. 6

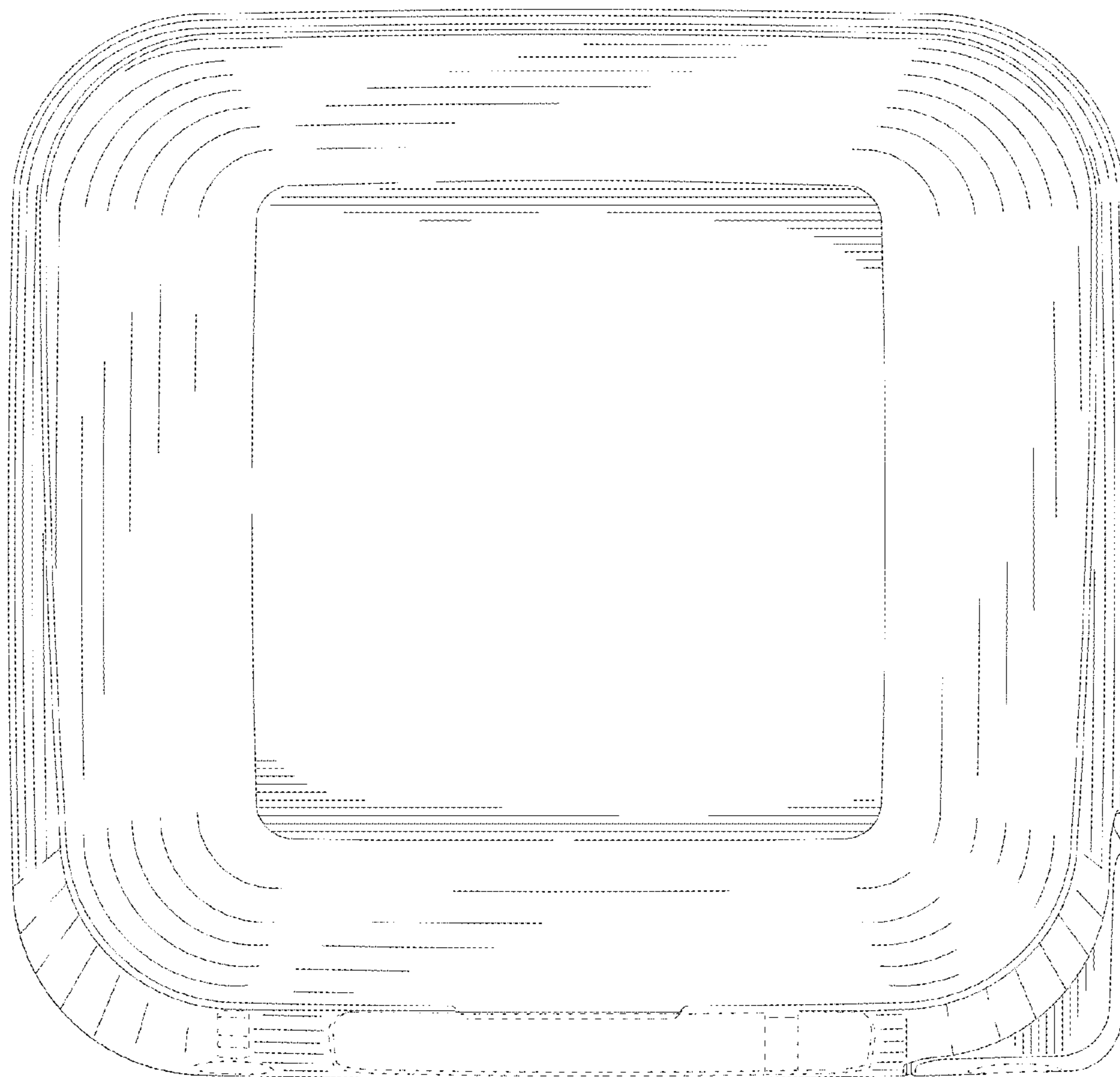


FIG. 7