



US00D757168S

(12) **United States Design Patent**  
**Iwai**

(10) **Patent No.:** **US D757,168 S**

(45) **Date of Patent:** **\*\* May 24, 2016**

- (54) **TAPE PRINTING MACHINE**
- (71) Applicant: **BROTHER INDUSTRIES, LTD.**,  
Nagoya-shi, Aichi-ken (JP)
- (72) Inventor: **Nobuyuki Iwai**, Chita-gun (JP)
- (73) Assignee: **BROTHER INDUSTRIES, LTD.**,  
Nagoya (JP)
- (\*\*) Term: **14 Years**
- (21) Appl. No.: **29/502,658**
- (22) Filed: **Sep. 18, 2014**
- (30) **Foreign Application Priority Data**  
Mar. 19, 2014 (JP) ..... 2014-005786
- (51) **LOC (10) Cl.** ..... **18-02**
- (52) **U.S. Cl.**  
USPC ..... **D18/52; D18/19**
- (58) **Field of Classification Search**  
USPC ..... D18/52, 19, 50, 14, 54, 36-37, 1, 2, 7;  
D19/68; D14/338, 341, 346, 392  
CPC .... B65C 11/00; B65C 11/02; B65C 11/0205;  
B65C 11/021; B65C 11/0215; B65C 11/0221;  
B65C 11/0226; B65C 11/0231; B65C  
11/0236; B65C 11/0242; B65C 11/0252;  
B65C 11/0257; B65C 11/0268; B65C  
11/0273; B65C 11/0284; B65C 11/0289;  
B65C 11/0294; B65C 11/04; B65C 11/046;  
B65C 11/06; B65C 11/062; B65C 11/064;  
B65C 11/066; B65C 11/068; B41J 3/4075  
See application file for complete search history.

- 5,503,482 A \* 4/1996 Kawakami ..... B41J 3/4075  
400/615.2
- D379,971 S \* 6/1997 Jones ..... D14/347
- D386,497 S \* 11/1997 Huslig ..... D14/191
- D478,585 S \* 8/2003 Griffin ..... D14/346
- 7,513,706 B2 \* 4/2009 Kimura ..... B41J 3/4071  
400/120.01
- D601,182 S \* 9/2009 Mita ..... D14/392
- D662,970 S \* 7/2012 Nakayama ..... D18/19
- D662,971 S \* 7/2012 Nakayama ..... D18/19
- D701,562 S \* 3/2014 Inada ..... D18/19
- D745,599 S \* 12/2015 Tanaka ..... D18/19

**FOREIGN PATENT DOCUMENTS**

- EM 000013149-0008 \* 7/2003
- EM 000152889-0001 \* 6/2004
- EM 001046924-0001 \* 12/2008
- EM 002152553-0001 \* 1/2013
- JP WO 2004039597 A1 \* 5/2004 ..... B41J 3/4075
- JP EP 1970202 A1 \* 9/2008 ..... B41J 3/4075
- JP WO 2012036240 A1 \* 3/2012 ..... B41J 15/044

\* cited by examiner

*Primary Examiner* — Bridget L Eland  
*Assistant Examiner* — Lauren McVey  
(74) *Attorney, Agent, or Firm* — Oliff PLC

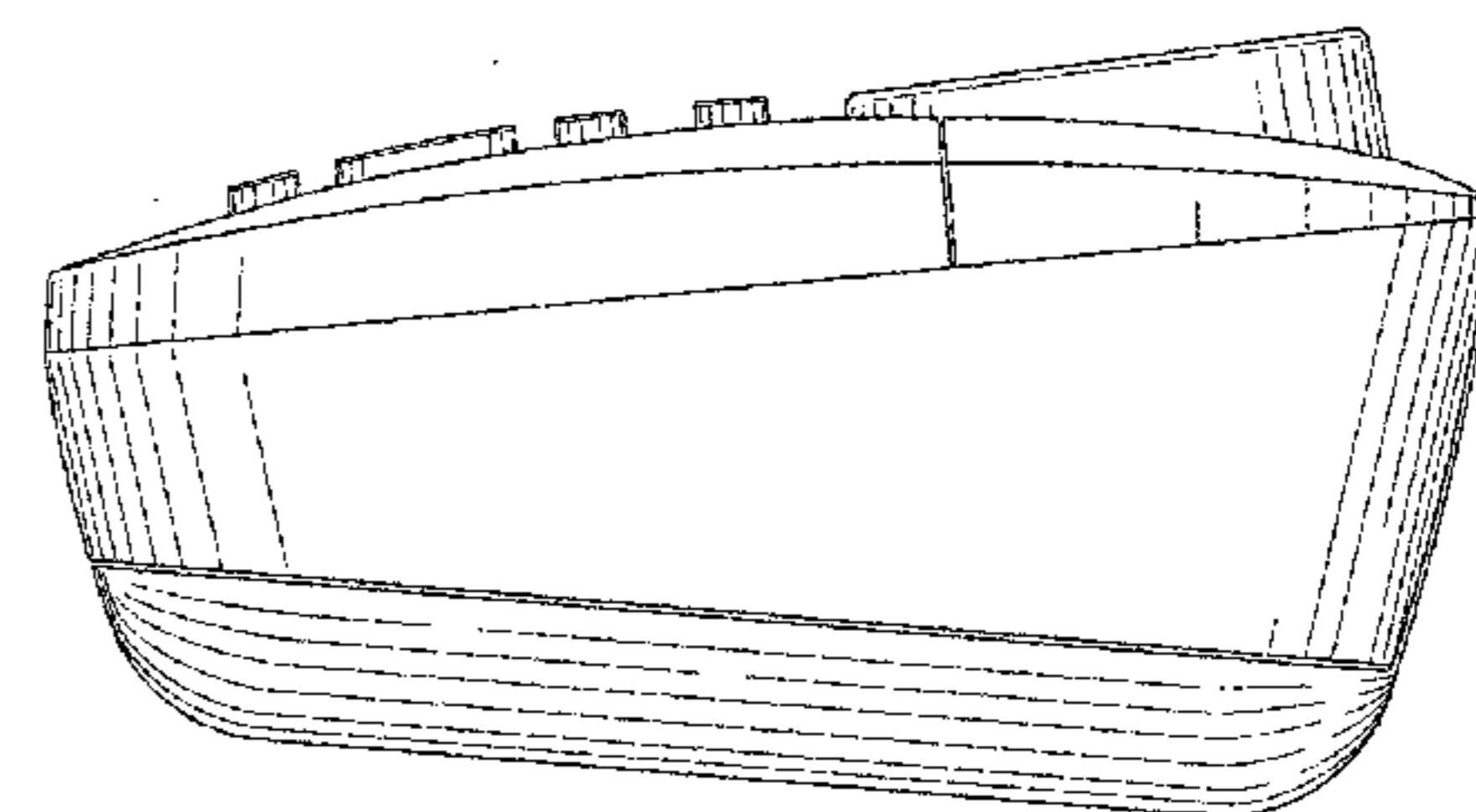
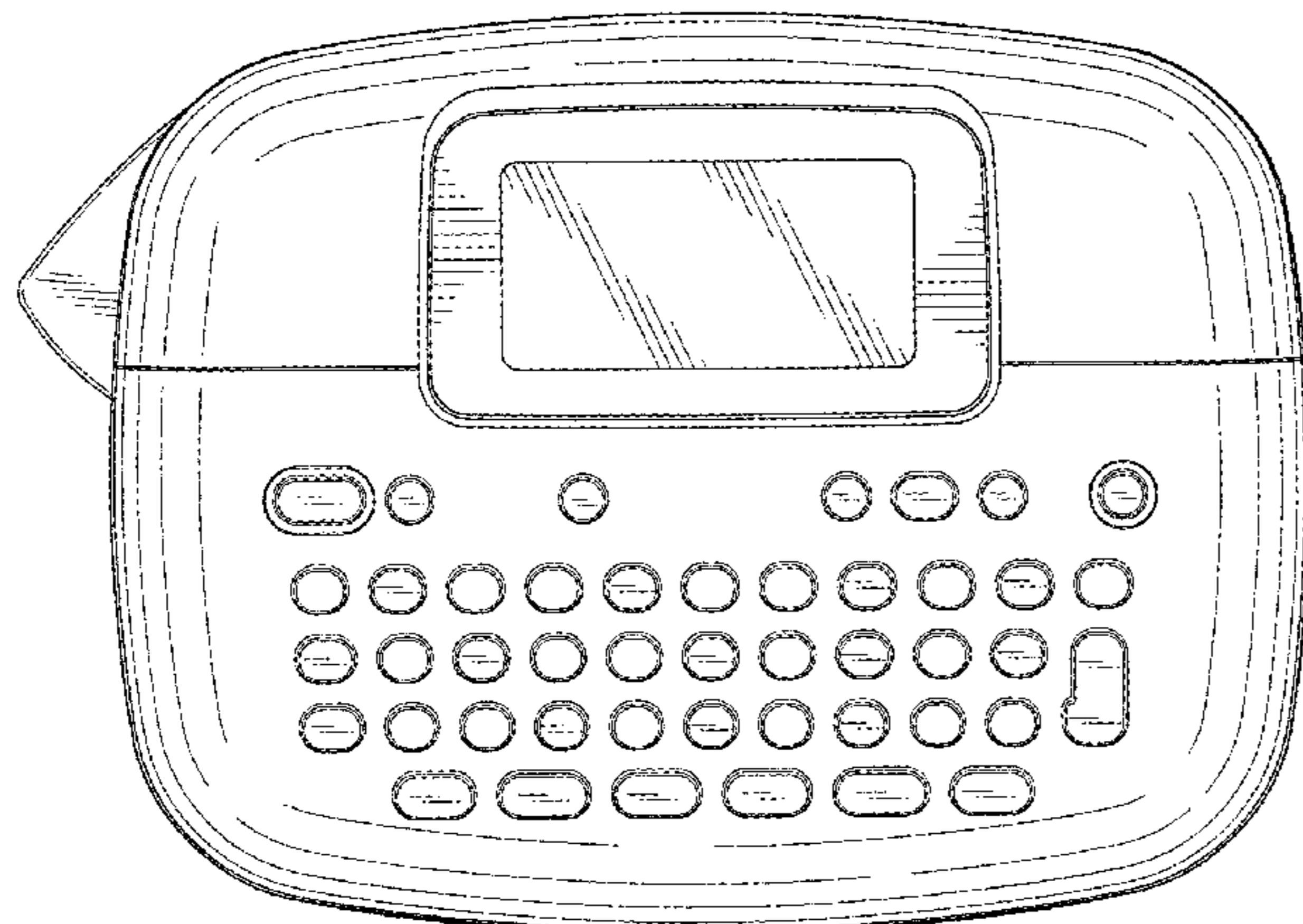
(57) **CLAIM**  
The ornamental design for a tape printing machine, as shown and described.

**DESCRIPTION**

FIG. 1 is a perspective view of a tape printing machine;  
FIG. 2 is a front view thereof;  
FIG. 3 is a top view thereof;  
FIG. 4 is a right-side view thereof;  
FIG. 5 is a left-side view thereof;  
FIG. 6 is a rear view thereof; and,  
FIG. 7 is a bottom view thereof.  
The broken lines depict environmental subject matter only and form no part of the claimed design.

**1 Claim, 4 Drawing Sheets**

- (56) **References Cited**  
**U.S. PATENT DOCUMENTS**  
D344,753 S \* 3/1994 Watanabe ..... D18/50  
D363,082 S \* 10/1995 Watanabe ..... D18/19  
5,496,119 A \* 3/1996 Kawakami ..... B41J 3/4075  
358/1.2



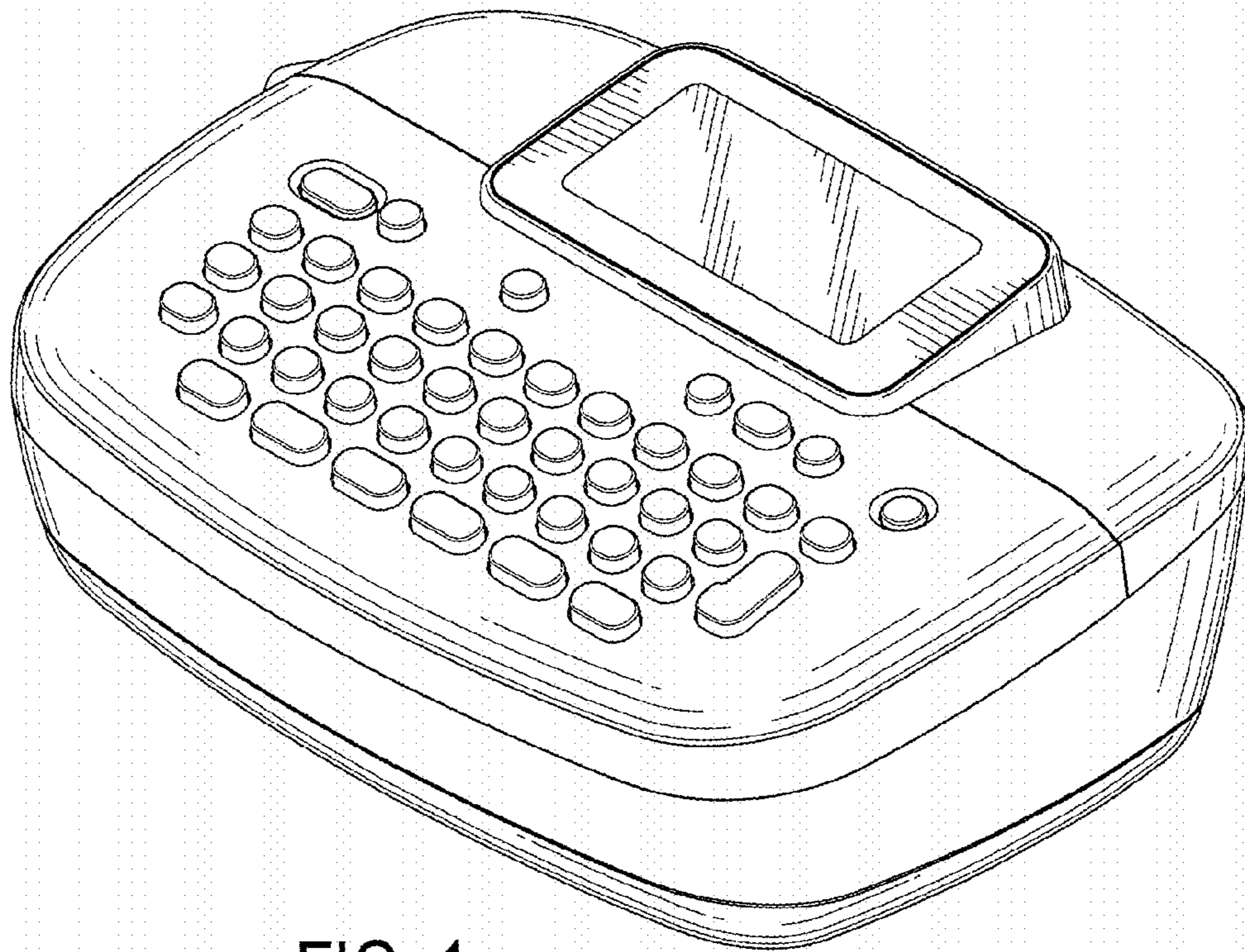


FIG. 1






FIG. 3

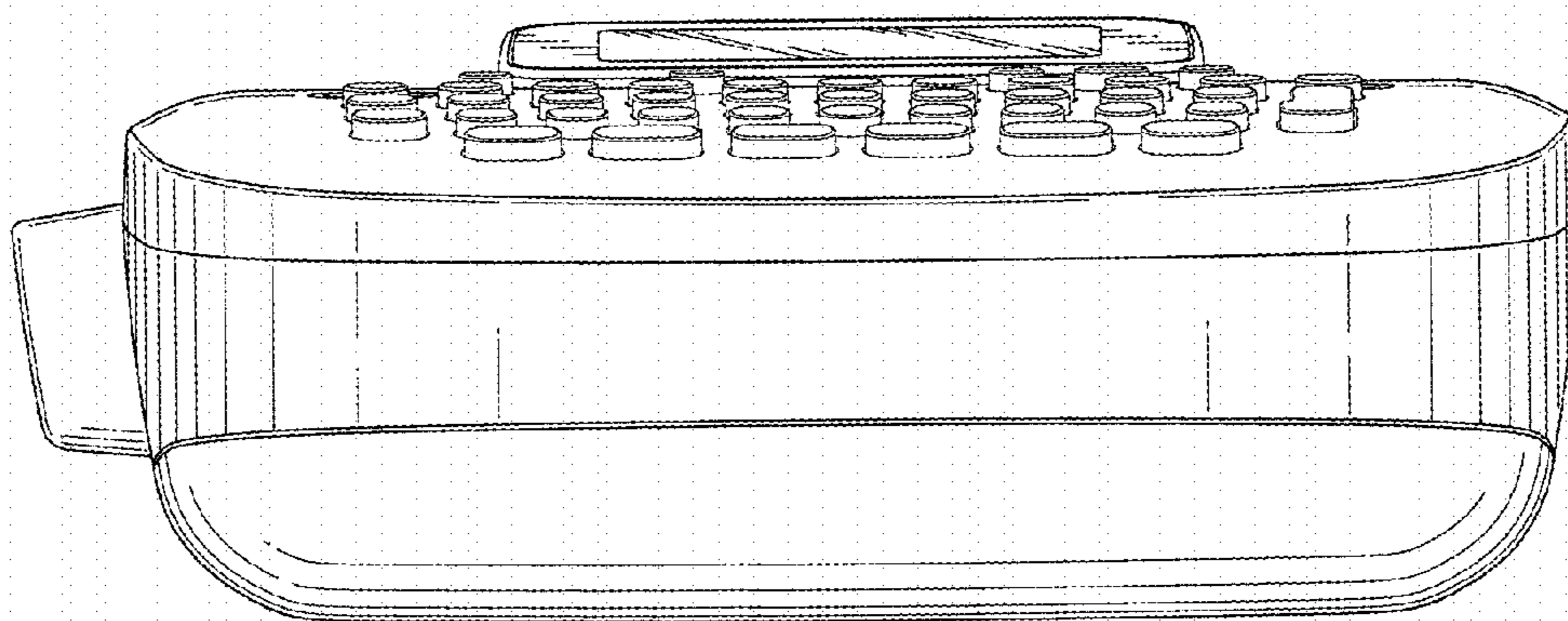


FIG. 2

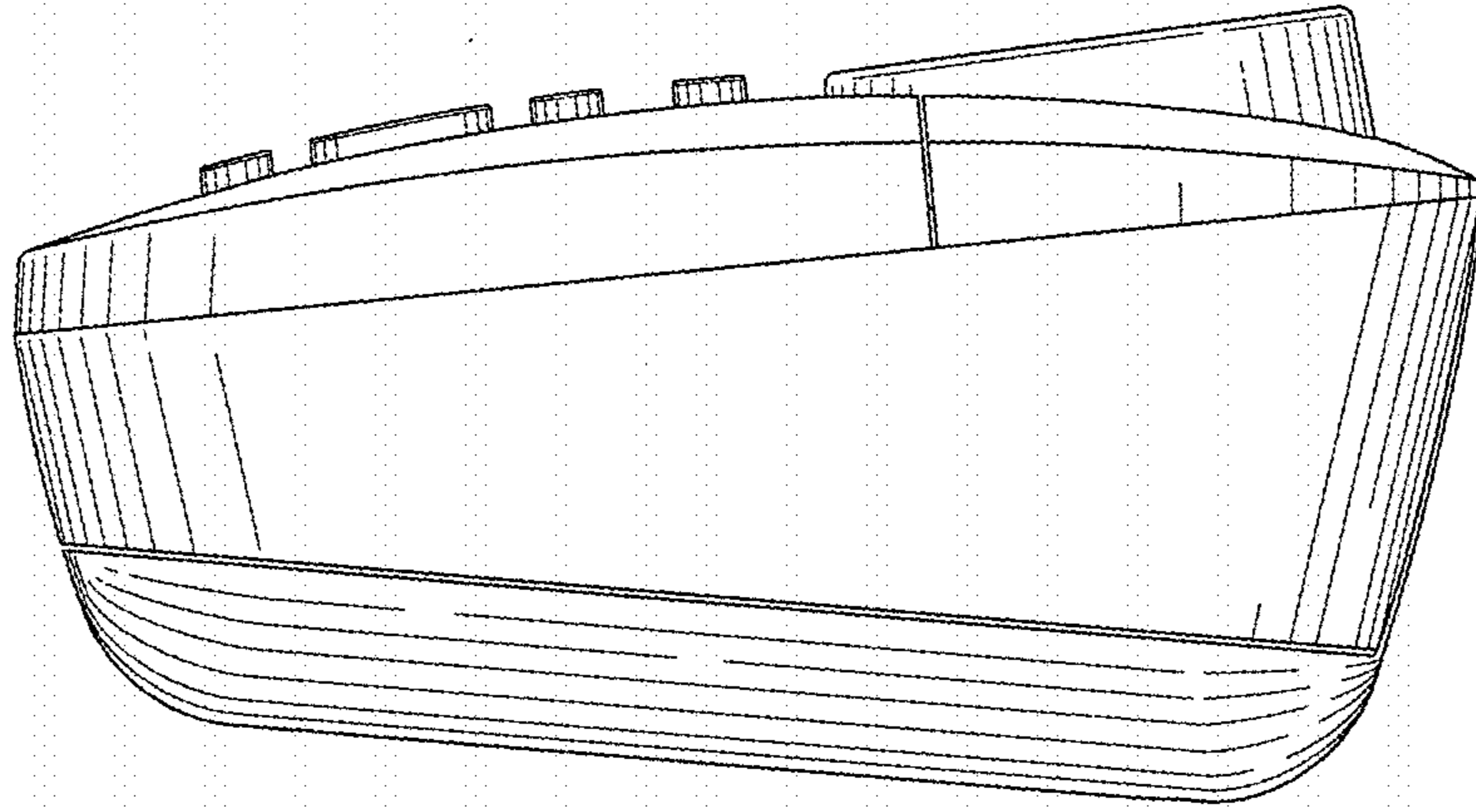


FIG. 4

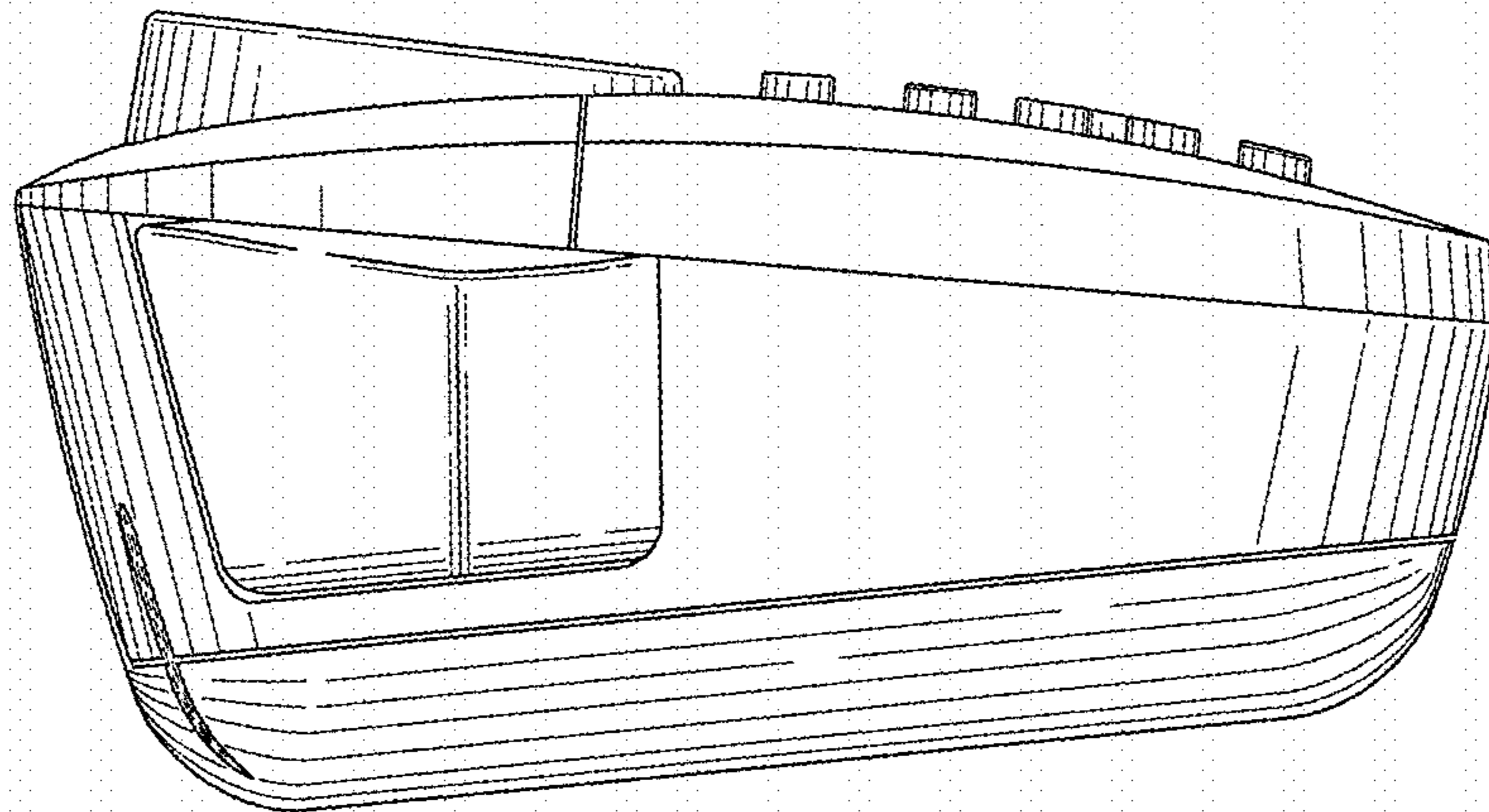


FIG. 5

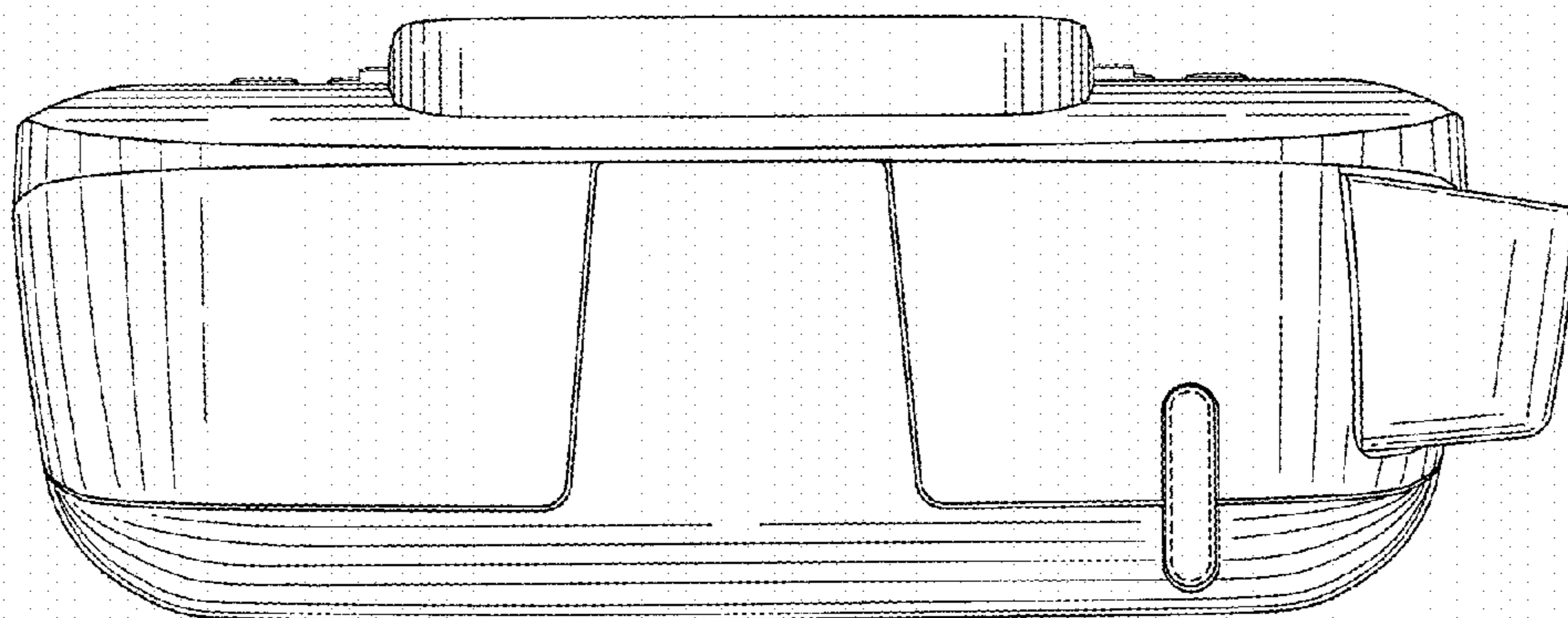


FIG. 6

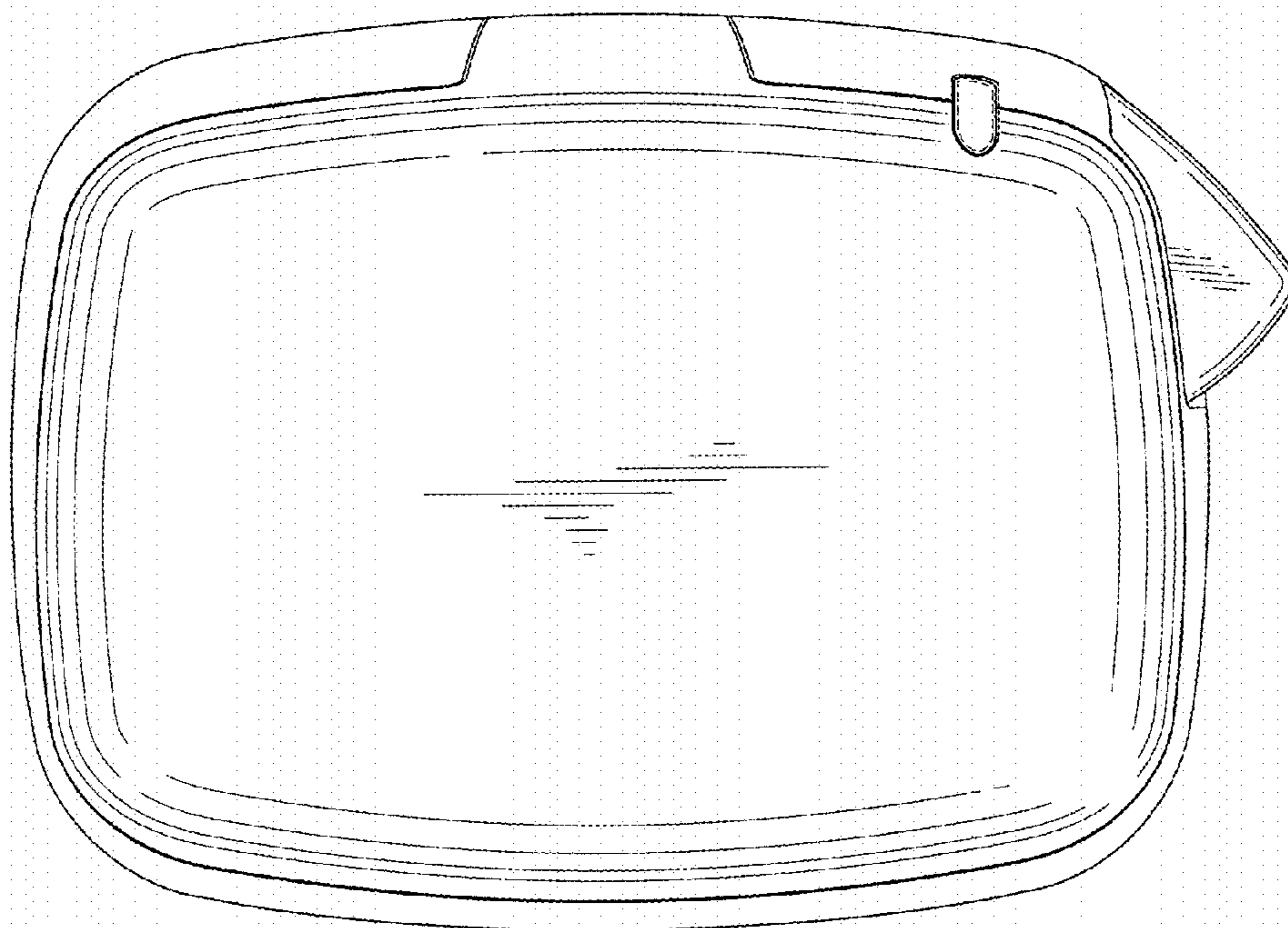


FIG. 7