



US00D757167S

(12) **United States Design Patent**
Iwai

(10) **Patent No.:** **US D757,167 S**
(45) **Date of Patent:** **** May 24, 2016**

(54) **TAPE PRINTING MACHINE**
(71) Applicant: **BROTHER INDUSTRIES, LTD.**,
Nagoya-shi, Aichi-ken (JP)
(72) Inventor: **Nobuyuki Iwai**, Chita-gun (JP)
(73) Assignee: **BROTHER INDUSTRIES, LTD.**,
Nagoya (JP)
(**) Term: **14 Years**

5,503,482 A * 4/1996 Kawakami B41J 3/4075
400/615.2
D379,971 S * 6/1997 Jones D14/347
D386,497 S * 11/1997 Huslig D14/191
D478,585 S * 8/2003 Griffin D14/346
7,513,706 B2 * 4/2009 Kimura B41J 3/4071
400/120.01
D601,182 S * 9/2009 Mita D14/392
D662,970 S * 7/2012 Nakayama D18/19
D662,971 S * 7/2012 Nakayama D18/19
D701,562 S * 3/2014 Inada D18/19
D745,599 S * 12/2015 Tanaka D18/19

(21) Appl. No.: **29/502,655**

(22) Filed: **Sep. 18, 2014**

(30) **Foreign Application Priority Data**

Mar. 19, 2014 (JP) 2014-005787

(51) **LOC (10) Cl.** **18-02**

(52) **U.S. Cl.**
USPC **D18/52; D18/19**

(58) **Field of Classification Search**
USPC D18/52, 19, 50, 14, 54, 36-37, 1, 2, 7;
D19/68; D14/338, 341, 346, 392
CPC B65C 11/00; B65C 11/02; B65C 11/0205;
B65C 11/021; B65C 11/0215; B65C 11/0221;
B65C 11/0226; B65C 11/0231; B65C
11/0236; B65C 11/0242; B65C 11/0252;
B65C 11/0257; B65C 11/0268; B65C
11/0273; B65C 11/0284; B65C 11/0289;
B65C 11/0294; B65C 11/04; B65C 11/046;
B65C 11/06; B65C 11/062; B65C 11/064;
B65C 11/066; B65C 11/068; B41J 3/4075
See application file for complete search history.

(56) **References Cited**

U.S. PATENT DOCUMENTS

D344,753 S * 3/1994 Watanabe D18/50
D363,082 S * 10/1995 Watanabe D18/19
5,496,119 A * 3/1996 Kawakami B41J 3/4075
358/1.2

FOREIGN PATENT DOCUMENTS

EM 000013149-0008 * 7/2003
EM 000152889-0001 * 6/2004
EM 001046924-0001 * 12/2008
EM 002152553-0001 * 1/2013
JP WO 2004039597 A1 * 5/2004 B41J 3/4075
JP EP 1970202 A1 * 9/2008 B41J 2/325
JP WO 2012036240 A1 * 3/2012 B41J 15/044

* cited by examiner

Primary Examiner — Bridget L Eland

Assistant Examiner — Lauren McVey

(74) *Attorney, Agent, or Firm* — Oliff PLC

(57) **CLAIM**

The ornamental design for a tape printing machine, as shown and described.

DESCRIPTION

FIG. 1 is a perspective view of a tape printing machine;

FIG. 2 is a front view thereof;

FIG. 3 is a top view thereof;

FIG. 4 is a right-side view thereof;

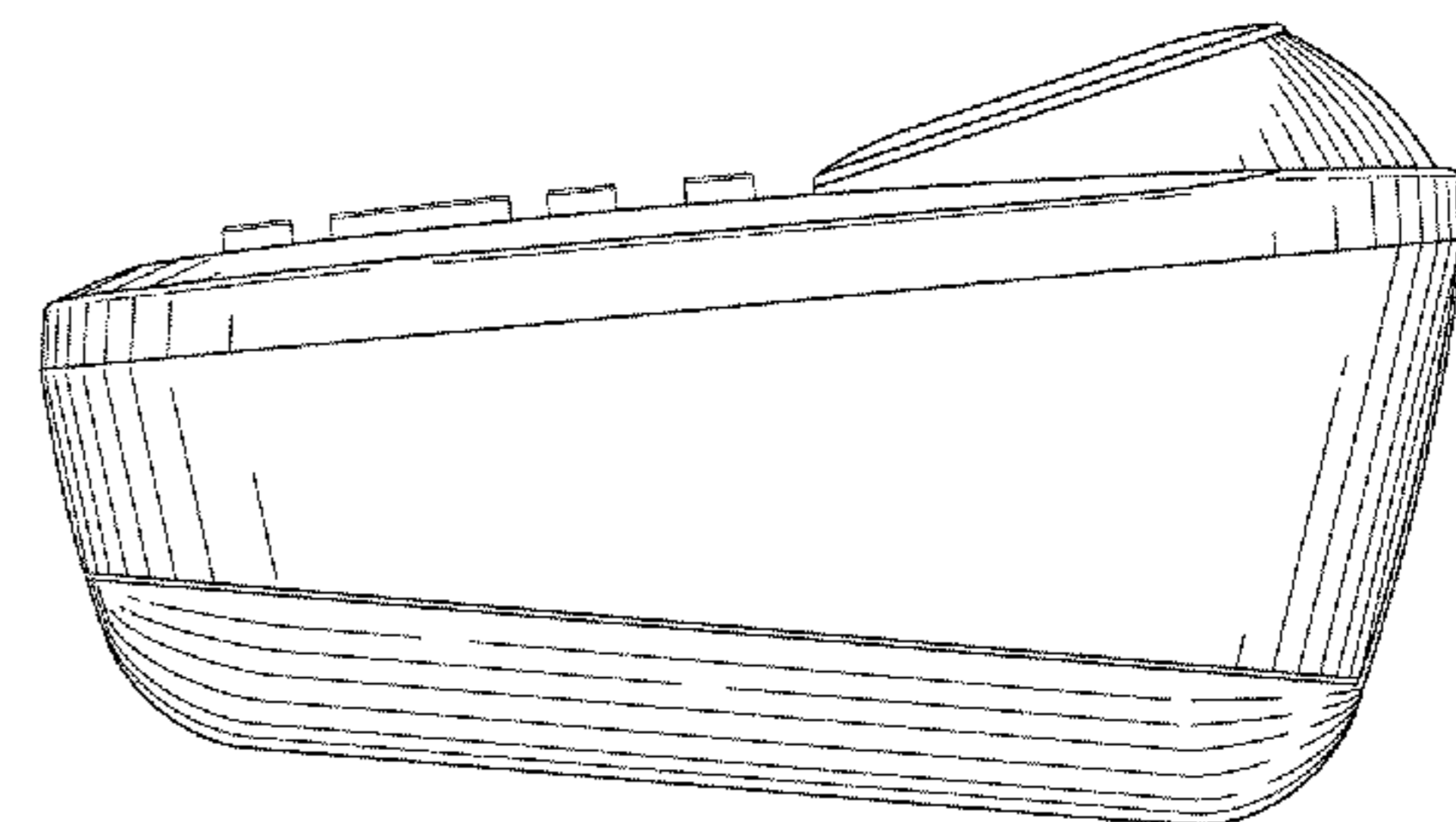
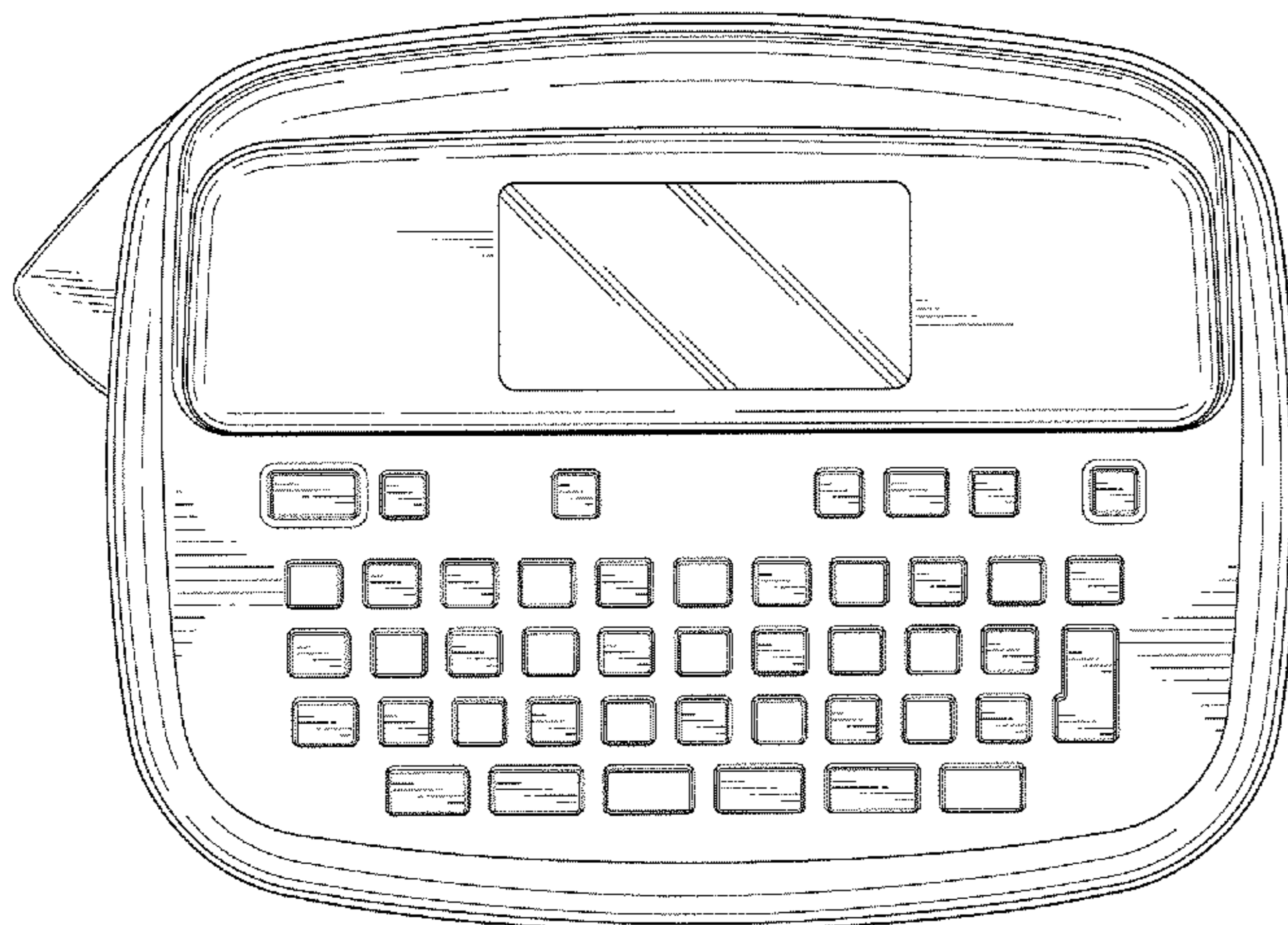
FIG. 5 is a left-side view thereof;

FIG. 6 is a rear view thereof; and,

FIG. 7 is a bottom view thereof.

The broken lines depict environmental subject matter only and form no part of the claimed design.

1 Claim, 4 Drawing Sheets






FIG. 1

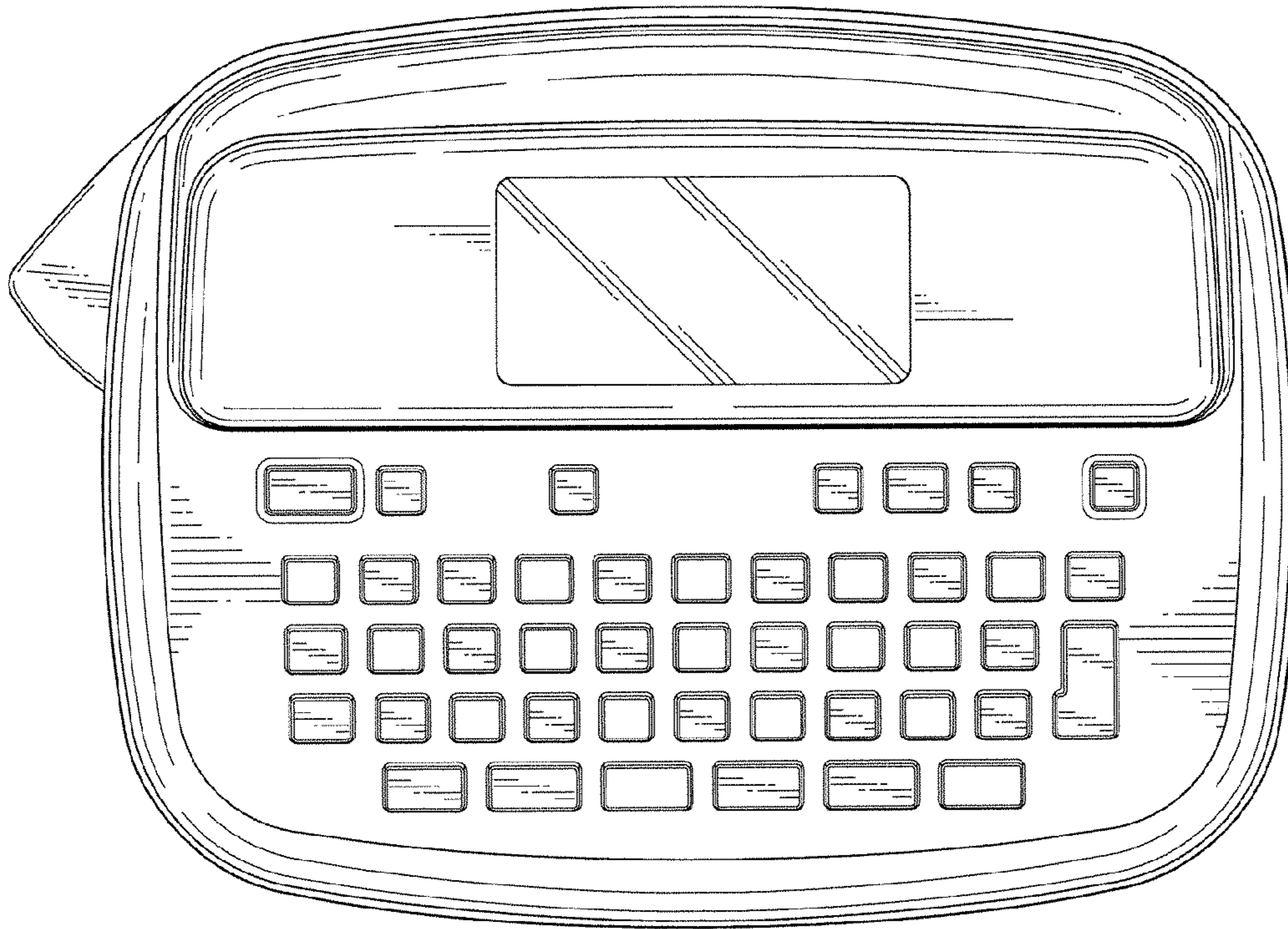


FIG. 3

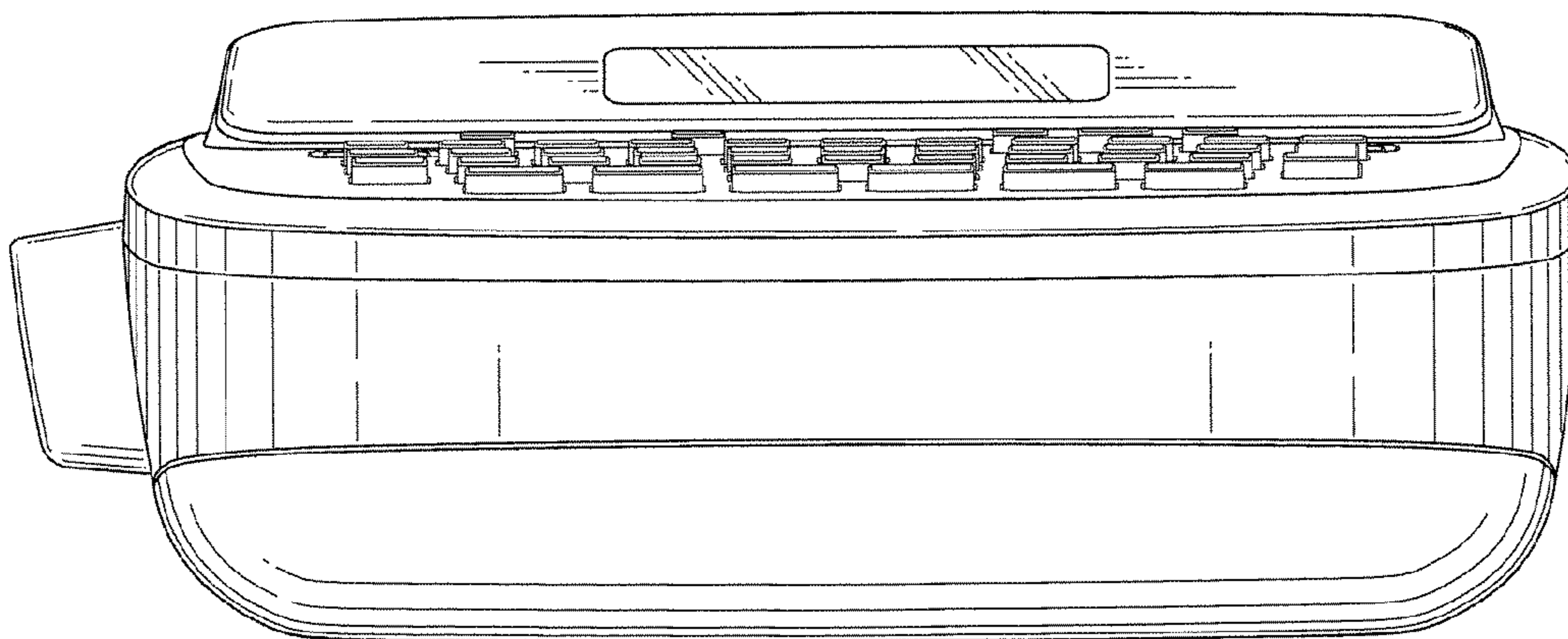


FIG. 2

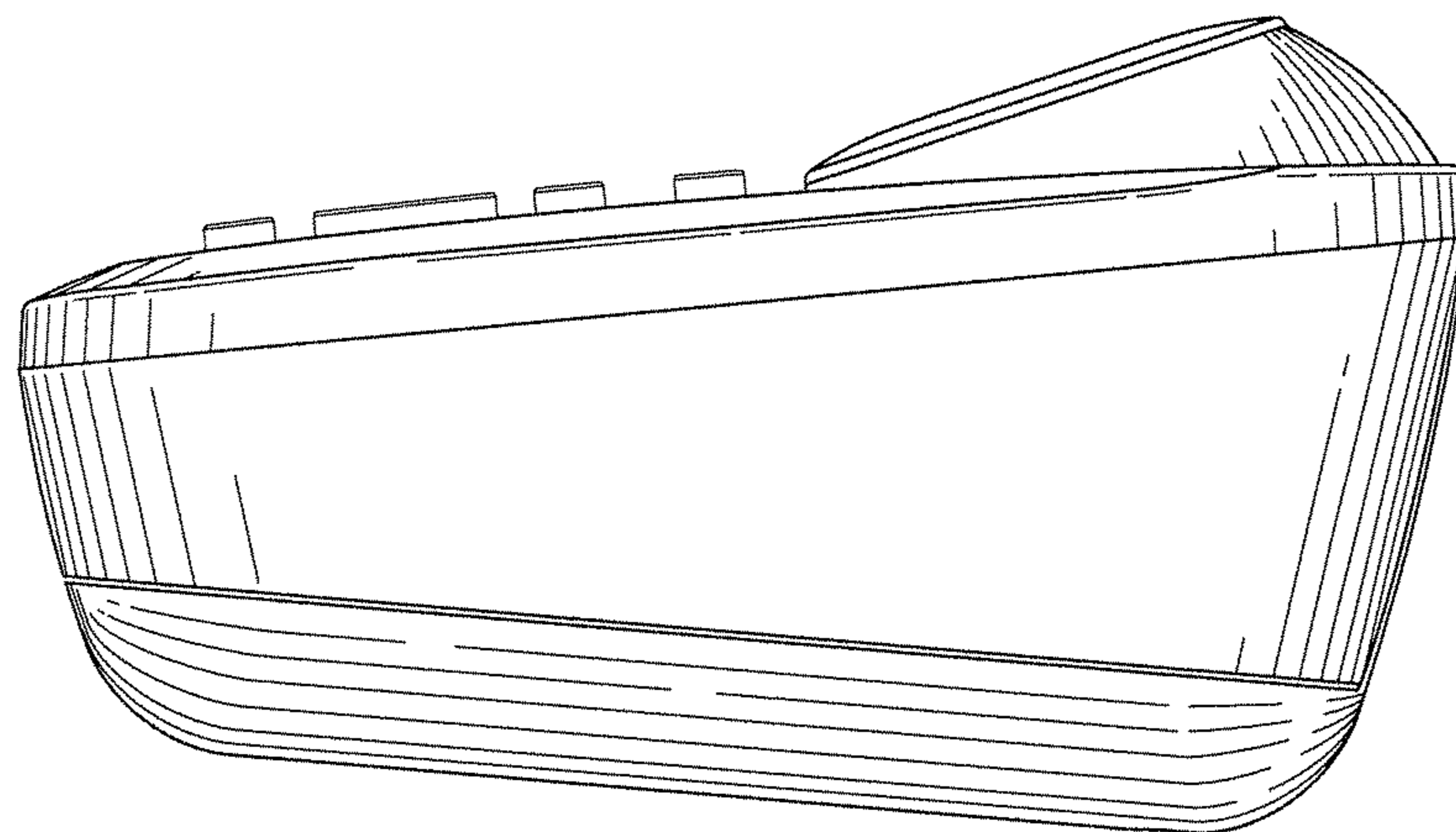


FIG. 4

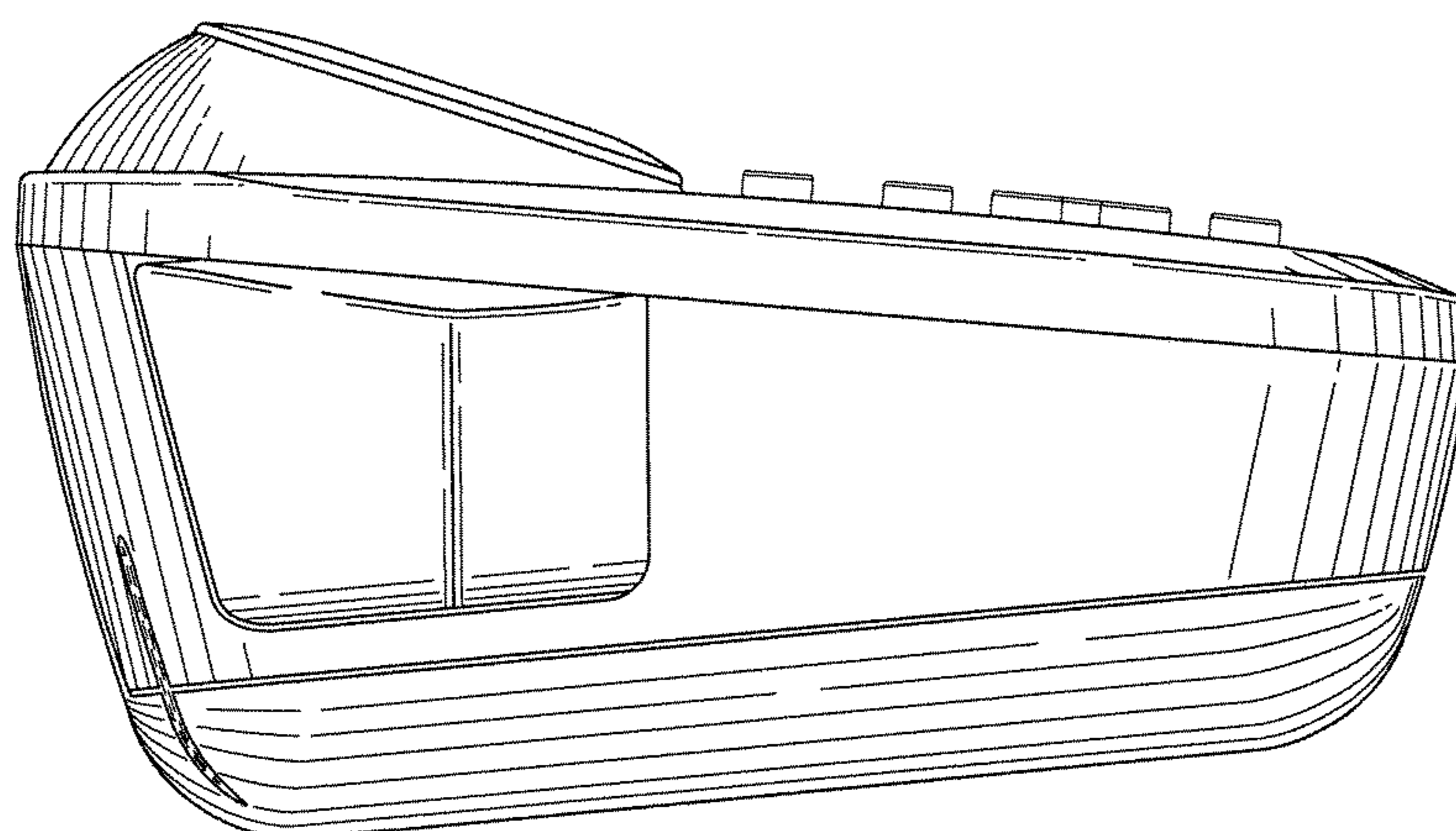


FIG. 5




FIG. 6

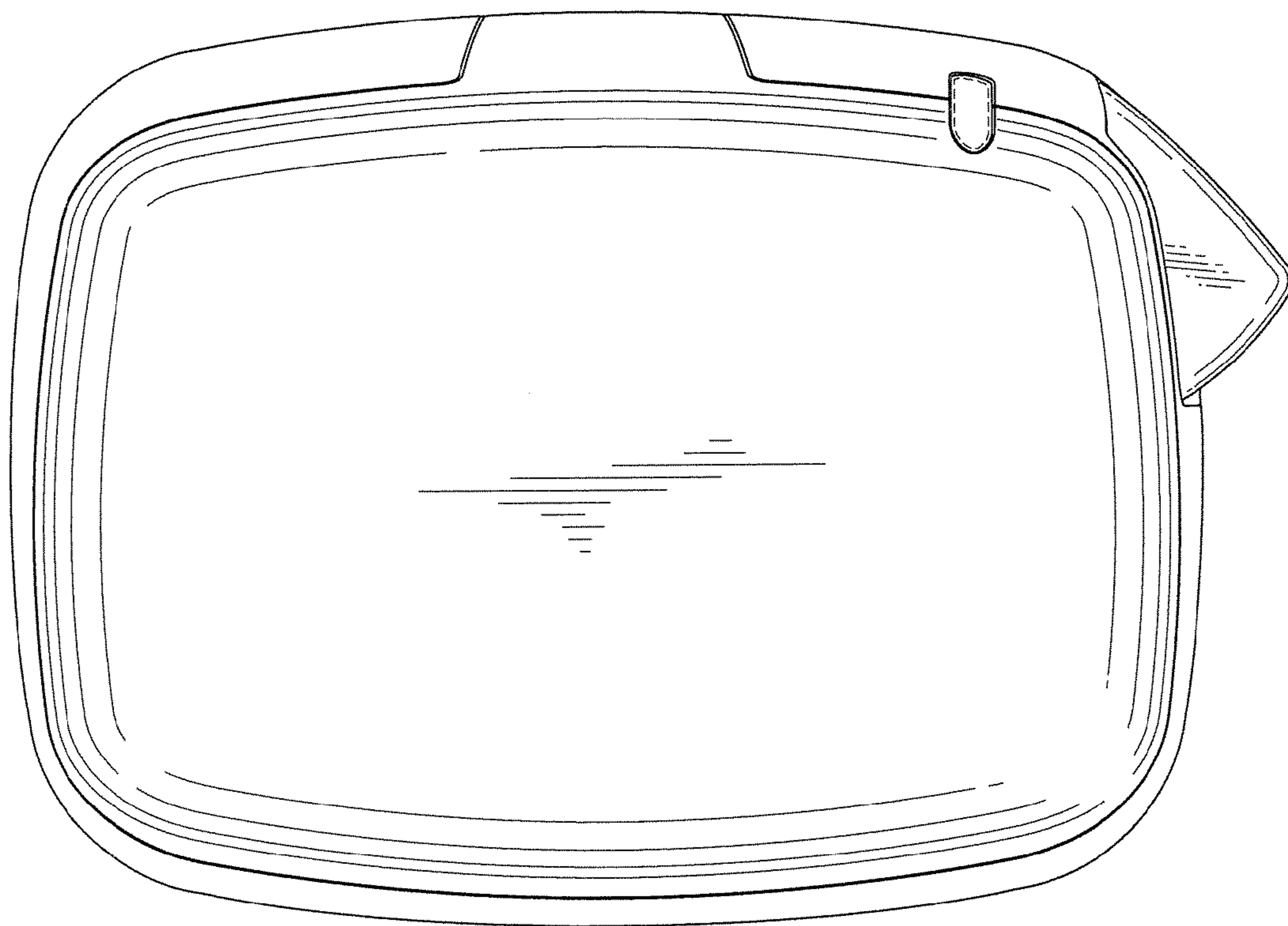


FIG. 7