



US00D757160S

(12) **United States Design Patent**  
**McSweeney et al.**

(10) **Patent No.:** **US D757,160 S**  
(45) **Date of Patent:** **\*\* May 24, 2016**

(54) **INSTRUCTIONAL DRUM MUSIC PRACTICE DEVICE**

(71) Applicants: **Gerard McSweeney**, West Islip, NY (US); **Maryann McSweeney**, West Islip, NY (US); **Ryan McSweeney**, West Islip, NY (US); **Sean McSweeney**, West Islip, NY (US); **Dennis Ricci**, Farmingdale, NY (US); **Jerry Ricci**, Bethpage, NY (US)

(72) Inventors: **Gerard McSweeney**, West Islip, NY (US); **Maryann McSweeney**, West Islip, NY (US); **Ryan McSweeney**, West Islip, NY (US); **Sean McSweeney**, West Islip, NY (US); **Dennis Ricci**, Farmingdale, NY (US); **Jerry Ricci**, Bethpage, NY (US)

(\*\*) Term: **14 Years**

(21) Appl. No.: **29/516,125**

(22) Filed: **Jan. 29, 2015**

(51) **LOC (10) Cl.** ..... **17-04**

(52) **U.S. Cl.**  
USPC ..... **D17/22**

(58) **Field of Classification Search**  
USPC ..... D17/14, 19, 20, 22, 99; D21/405;  
84/411 R, 418, 420, 411 P  
See application file for complete search history.

(56) **References Cited**

**U.S. PATENT DOCUMENTS**

4,179,974 A 12/1979 Trankle  
D288,696 S \* 3/1987 Hoshino ..... D17/22  
D319,650 S \* 9/1991 Hart ..... 84/411 P  
5,520,090 A 5/1996 Eagle

D386,780 S \* 11/1997 Ohno ..... 84/411 P  
5,744,737 A 4/1998 Carter  
D407,103 S 3/1999 Contos  
5,929,354 A 7/1999 Davis  
6,018,121 A 1/2000 Deveck  
6,063,992 A 5/2000 Schwagerl  
6,075,197 A 6/2000 Chan

(Continued)

**OTHER PUBLICATIONS**

Vic Firth; Vic Firth Single Sided 6; [http://www.amazon.com/Vic-Firth-Single-Sided-6/dp/B0002F5BFC/ref=sr\\_1\\_4?le=UTF8&qid=1407446372&sr=8-4&keywords=drum+practice+pad+vic+firth](http://www.amazon.com/Vic-Firth-Single-Sided-6/dp/B0002F5BFC/ref=sr_1_4?le=UTF8&qid=1407446372&sr=8-4&keywords=drum+practice+pad+vic+firth); 5 pages; 2014.

(Continued)

*Primary Examiner* — Rashida Johnson

(74) *Attorney, Agent, or Firm* — Alfred M. Walker

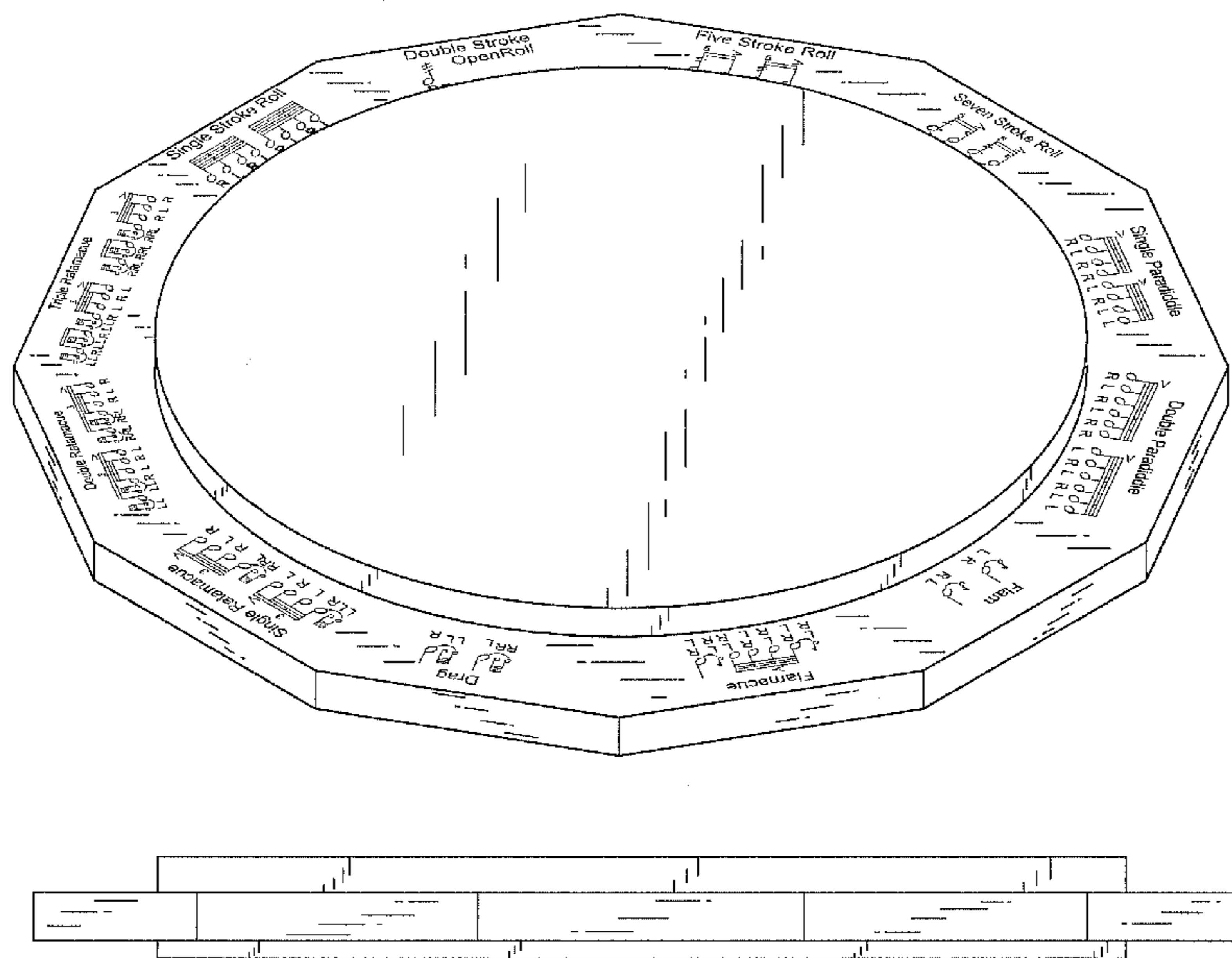
(57) **CLAIM**

We claim the ornamental design for a instructional drum music practice device, as shown and described.

**DESCRIPTION**

FIG. 1 is a perspective view of the instructional drum music practice device.  
FIG. 2 is a front elevational view of the instructional drum music practice device,  
FIG. 3 is a top plan view thereof;  
FIG. 4 is a top plan view thereof, showing directional arrows for environmental purposes; and,  
FIG. 5 is a perspective view thereof, showing a music student using the device with drumsticks for environmental purposes. The broken, dashed lines, in FIGS. 4 and 5, illustrating directional arrows, drumsticks and a person, are shown for environmental purposes and form no part of the claimed design.

**1 Claim, 4 Drawing Sheets**



(56)

References Cited

U.S. PATENT DOCUMENTS

6,399,869 B1 6/2002 Sagastegui  
D464,987 S \* 10/2002 Edwards ..... D17/22  
D465,510 S \* 11/2002 Edwards ..... D17/22  
6,525,259 B2 2/2003 Sagastegui  
D480,416 S 10/2003 Wilfer  
D483,056 S \* 12/2003 Shelley ..... D17/22  
6,750,386 B2 6/2004 King  
7,202,406 B2 4/2007 Coleman  
D556,249 S \* 11/2007 Belli ..... D17/22  
D561,239 S \* 2/2008 Nakao ..... D17/22  
7,473,836 B2 1/2009 Barke  
D600,273 S \* 9/2009 Walter ..... D17/22

8,841,531 B2 9/2014 Squillante  
2003/0029301 A1 \* 2/2003 Belli ..... G10D 13/027  
84/411 R  
2013/0228061 A1 9/2013 Pirtle

OTHER PUBLICATIONS

Percussive Arts Society International Drum Rudiments; copyright  
1984 by the Percussive Arts Society, 110 W. Washington Street, Suite  
A, Indianapolis, IN 46204; E-mail: Percarts@pas.org; Website:  
www.pas.org; 2 pages.

\* cited by examiner





FIG. 3



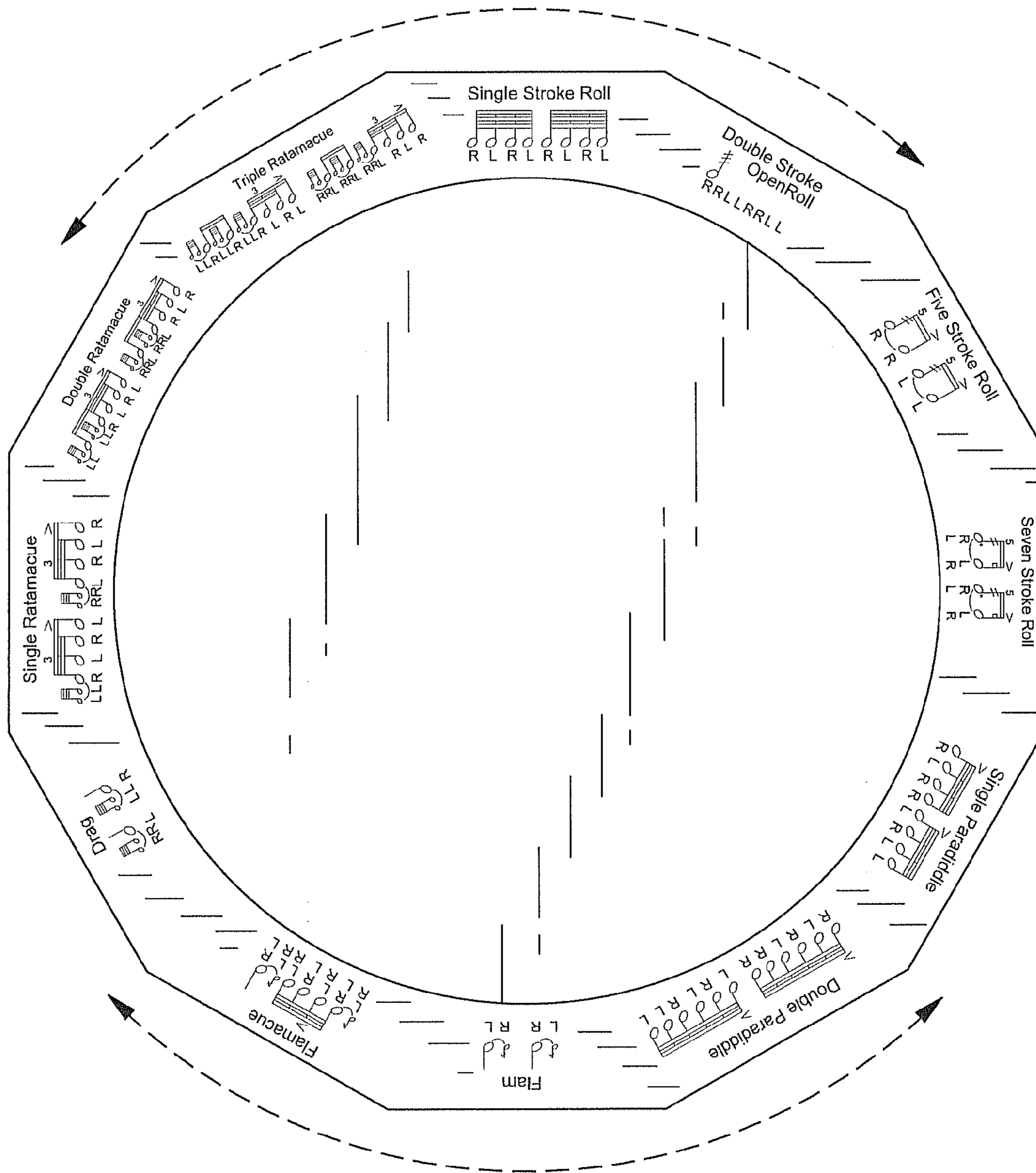


FIG. 4

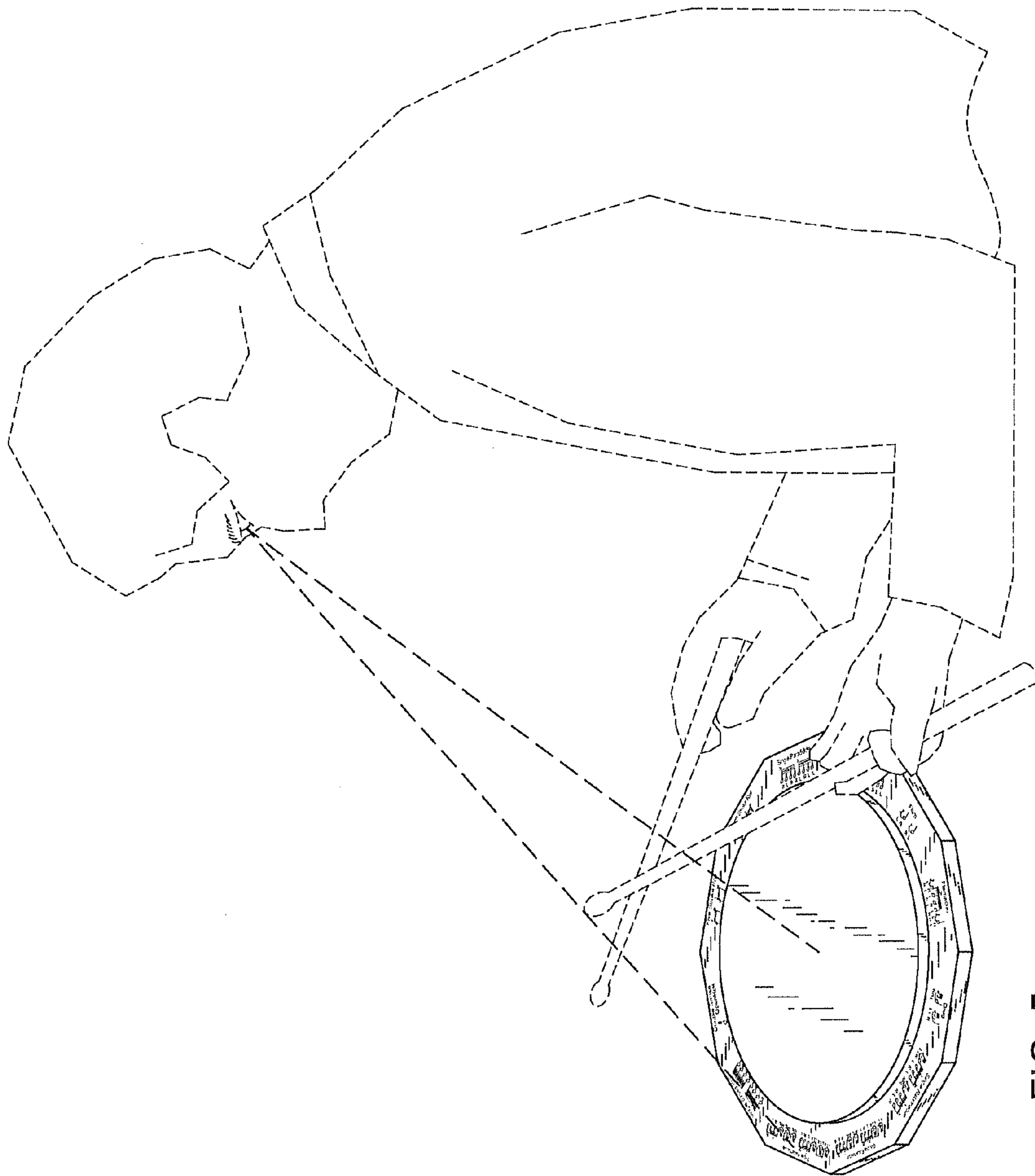


FIG. 5