



US00D757156S

(12) **United States Design Patent**
Wu

(10) **Patent No.:** **US D757,156 S**
(45) **Date of Patent:** **** May 24, 2016**

(54) **FRAME OF AN EYEWEAR**

(71) Applicant: **Tai-I Wu**, Taipei (TW)

(72) Inventor: **Tai-I Wu**, Taipei (TW)

(**) Term: **15 Years**

(21) Appl. No.: **29/530,449**

(22) Filed: **Jun. 17, 2015**

(51) **LOC (10) Cl.** **16-06**

(52) **U.S. Cl.**
USPC **D16/315**

(58) **Field of Classification Search**
USPC D16/101, 300–342, 900; D29/109–110;
351/41, 44, 51–52, 62, 158, 92,
351/103–123, 140–153, 63, 59, 45–48;
2/426–432, 447–449, 441, 434–437,
2/440, 442, 13, 15; D21/483, 659–661;
D14/372; D8/356
CPC G02C 2200/08; G02C 1/06; G02C 5/14;
G02C 11/02; G02C 11/04; G01C 5/16;
A61M 2021/0044; A63B 33/002

See application file for complete search history.

(56) **References Cited**

U.S. PATENT DOCUMENTS

D421,765 S *	3/2000	Hsu	D16/315
D550,754 S *	9/2007	Yang	D16/315
D646,317 S *	10/2011	Serlenga	D16/315
D647,124 S *	10/2011	Li	D16/315
D674,433 S *	1/2013	Chen	D16/315
D690,763 S *	10/2013	Lee	D16/315
D724,134 S *	3/2015	Wu	D16/315
D728,666 S *	5/2015	Corcoran	D16/315
D730,432 S *	5/2015	Chen	D16/315

* cited by examiner

Primary Examiner — Raphael Barkai

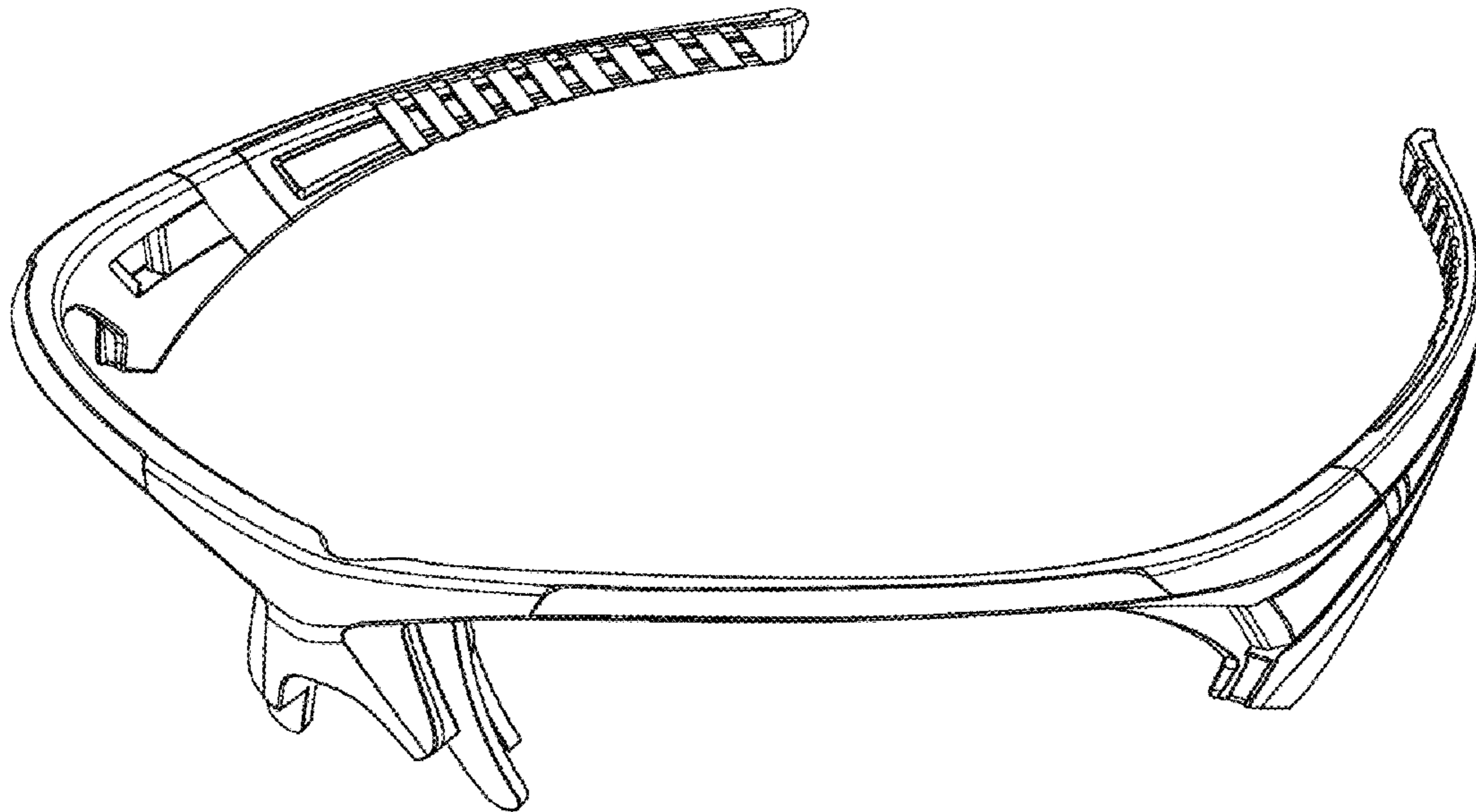
(57) **CLAIM**

The ornamental design for a frame of an eyewear, as shown and described.

DESCRIPTION

FIG. 1 is a perspective view of a frame of an eyewear showing my design;
FIG. 2 is a front elevational view thereof;
FIG. 3 is a rear elevational view thereof;
FIG. 4 is a left side elevational view thereof;
FIG. 5 is a right side elevational view thereof;
FIG. 6 is a top plan view thereof; and,
FIG. 7 is a bottom plan view thereof.

1 Claim, 3 Drawing Sheets



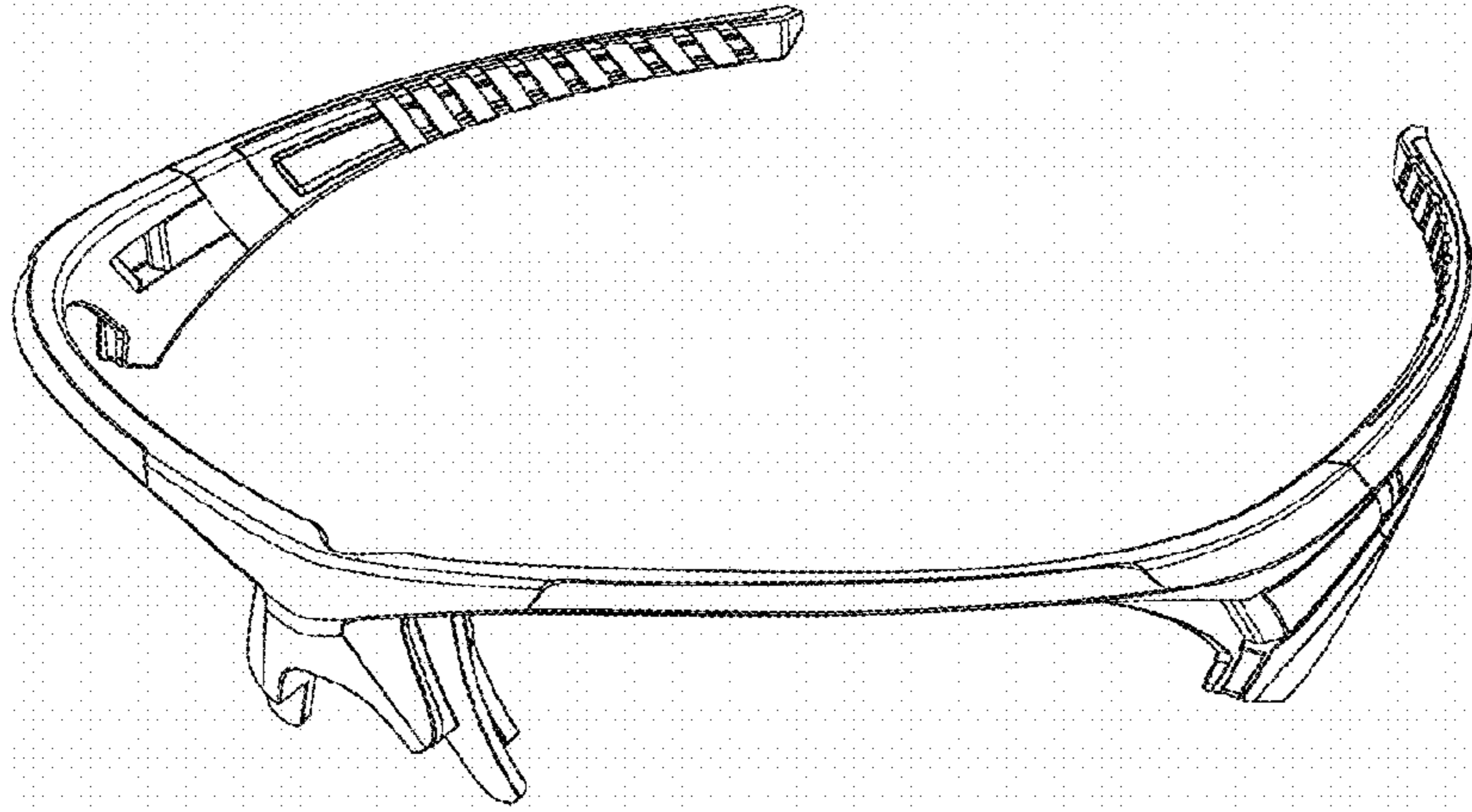


Fig. 1

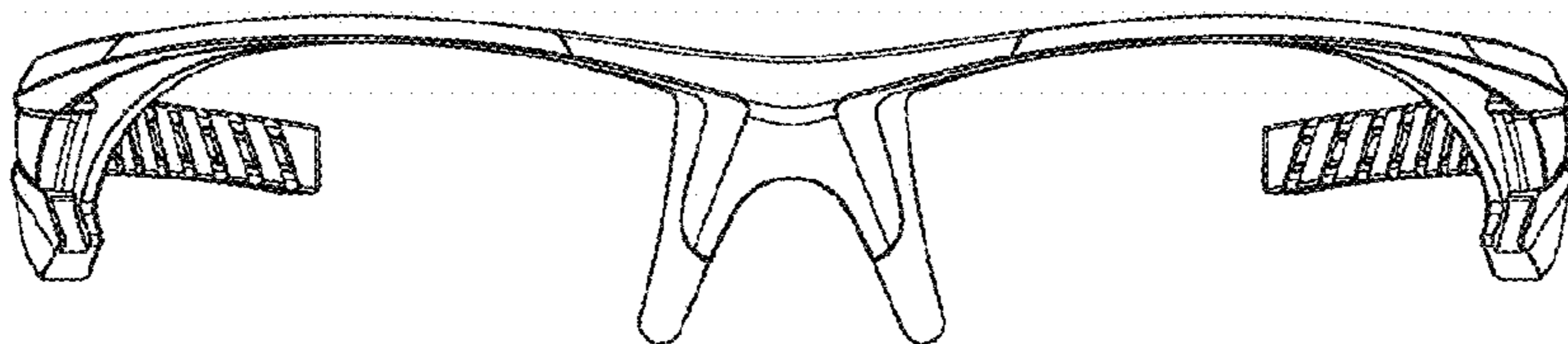


Fig. 2

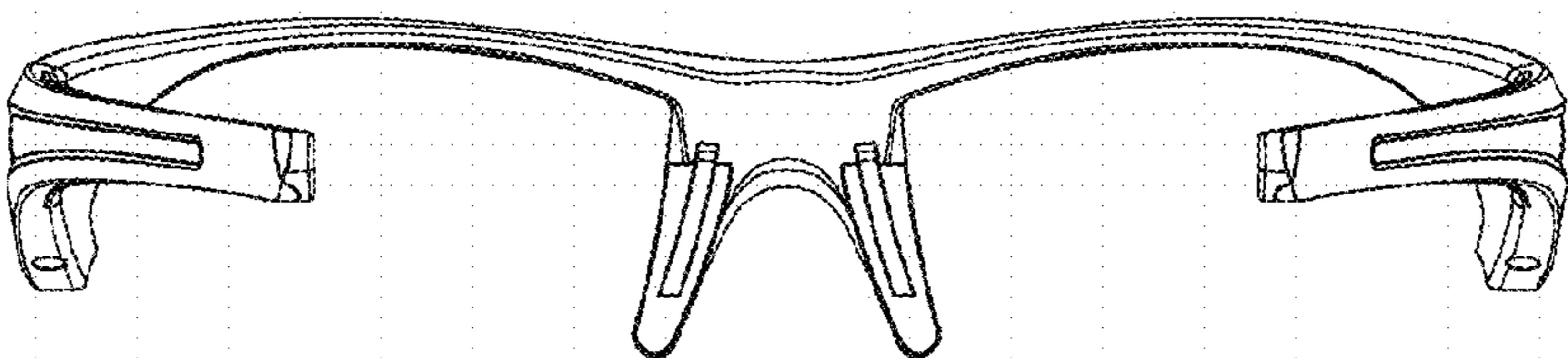


Fig. 3

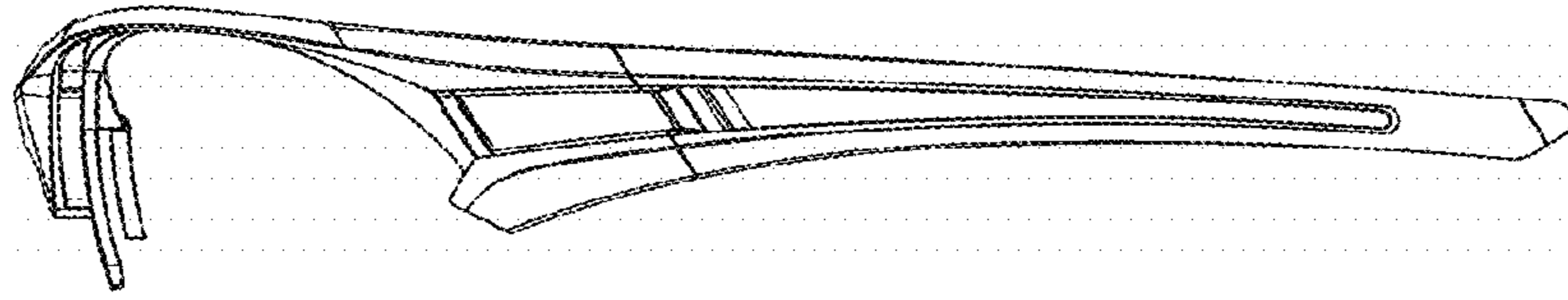


Fig. 4

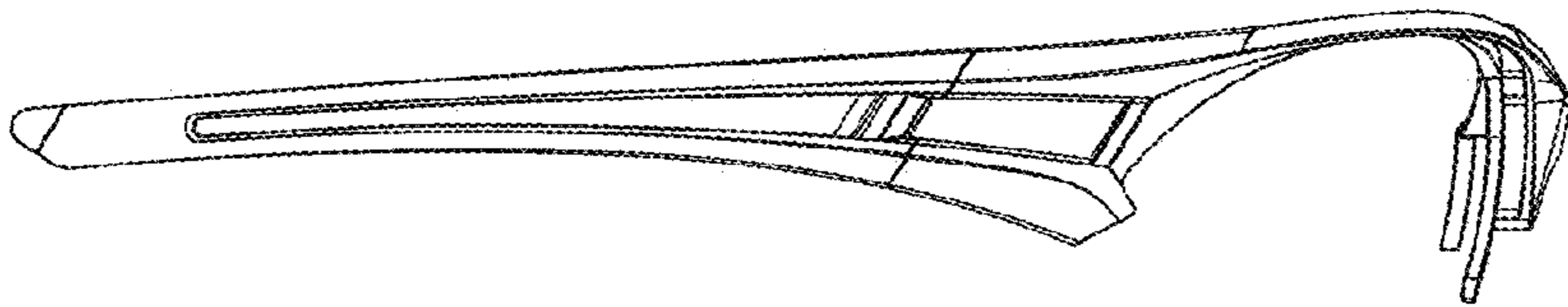


Fig. 5

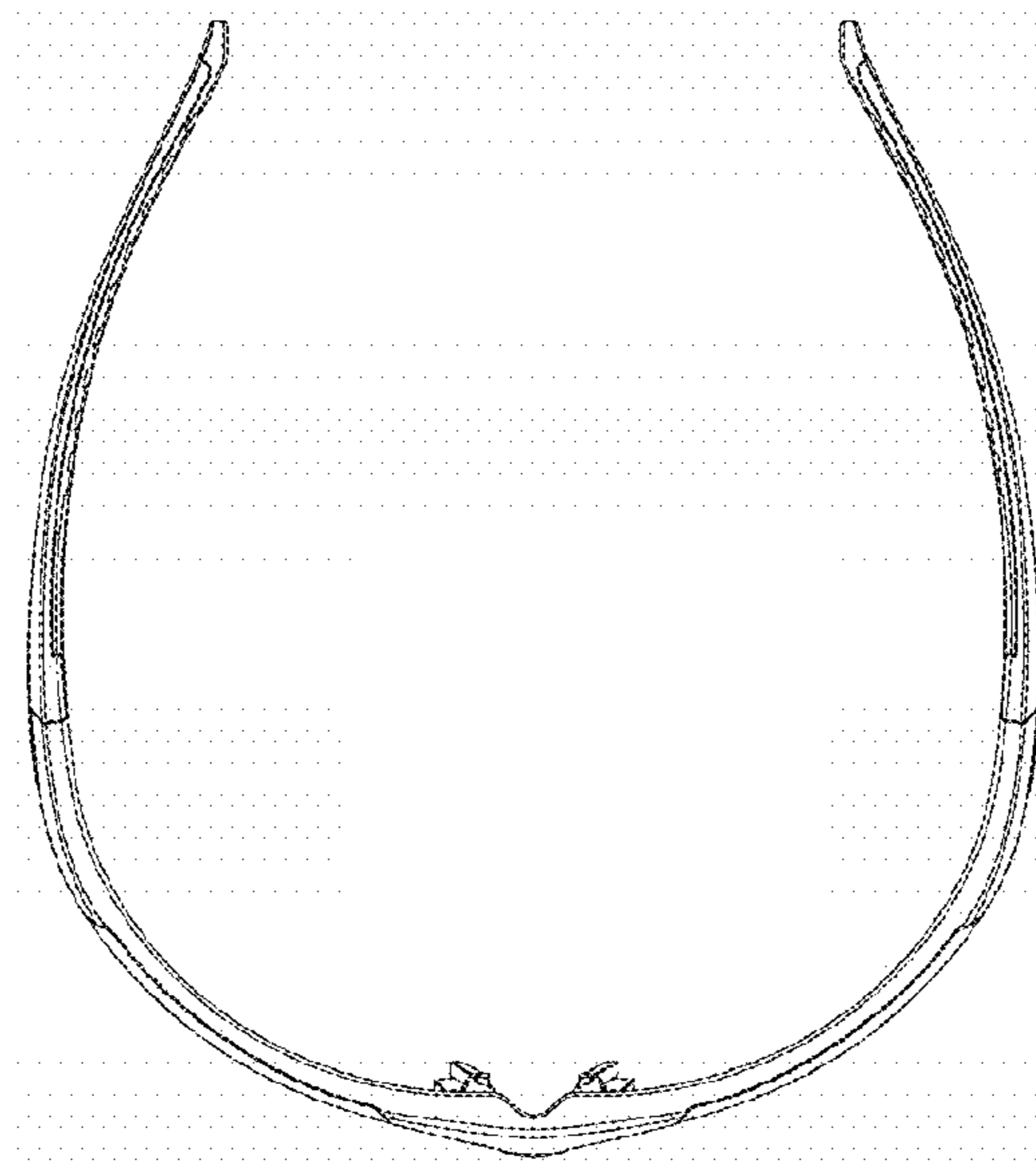


Fig. 6




Fig. 7