



US00D757155S

(12) **United States Design Patent**
Noordzij et al.

(10) **Patent No.:** **US D757,155 S**
(45) **Date of Patent:** **** May 24, 2016**

(54) **COMBINED VISOR AND MANDIBLE SHIELD**

D382,293 S * 8/1997 Rocco D16/335
7,134,149 B2 * 11/2006 Sato B63C 11/12
2/431

(71) Applicant: **Artisent, LLC**, Simpson, PA (US)

D551,279 S 9/2007 Chen
D594,895 S 6/2009 Ross

(72) Inventors: **Duco W. Noordzij**, Roslindale, MA
(US); **David C. Rogers**, Boston, MA
(US); **Kyle L. Lamson**, Chelmsford, MA
(US)

(Continued)

OTHER PUBLICATIONS

(73) Assignee: **ARTISENT, LLC**, Simpson, PA (US)

Ops-Core 2012 Product Catalog; www.ops-core.com; Boston, MA,
US; 44 pages; disclosed on or before Dec. 31, 2012.

(**) Term: **15 Years**

(Continued)

(21) Appl. No.: **29/529,525**

Primary Examiner — Robert M Spear
Assistant Examiner — Eliza Bennett-Hattan

(22) Filed: **Jun. 8, 2015**

(74) *Attorney, Agent, or Firm* — Morgan, Lewis & Bockius
LLP

Related U.S. Application Data

(63) Continuation of application No. 29/479,272, filed on
Jan. 14, 2014, now Pat. No. Des. 734,559.

(51) **LOC (10) Cl.** **16-06**

(52) **U.S. Cl.**
USPC **D16/310**

(58) **Field of Classification Search**

USPC D14/330, 206, 372; D24/157, 110.2,
D24/3.3; D29/109, 105–107, 110; D16/100,
D16/136, 217, 235, 300, 309–313, 321, 323,
D16/325–327, 330, 336, 338–341; D5/56,
D5/11; D11/162, 85, 19, 4; D2/872, 876,
D2/882, 893
CPC A42B 3/222; A42B 3/226; A42B 3/227;
A42B 3/223; A42B 3/221; A42B 3/042;
A42B 3/22; A42B 3/228; A42B 3/26; A42B
3/044; A42B 3/245; A42B 3/0426; A42B
3/048; A42B 3/066; A42B 3/224

See application file for complete search history.

(56) **References Cited**

U.S. PATENT DOCUMENTS

D367,664 S 3/1996 Simioni
D370,230 S 5/1996 Simioni

(57) **CLAIM**

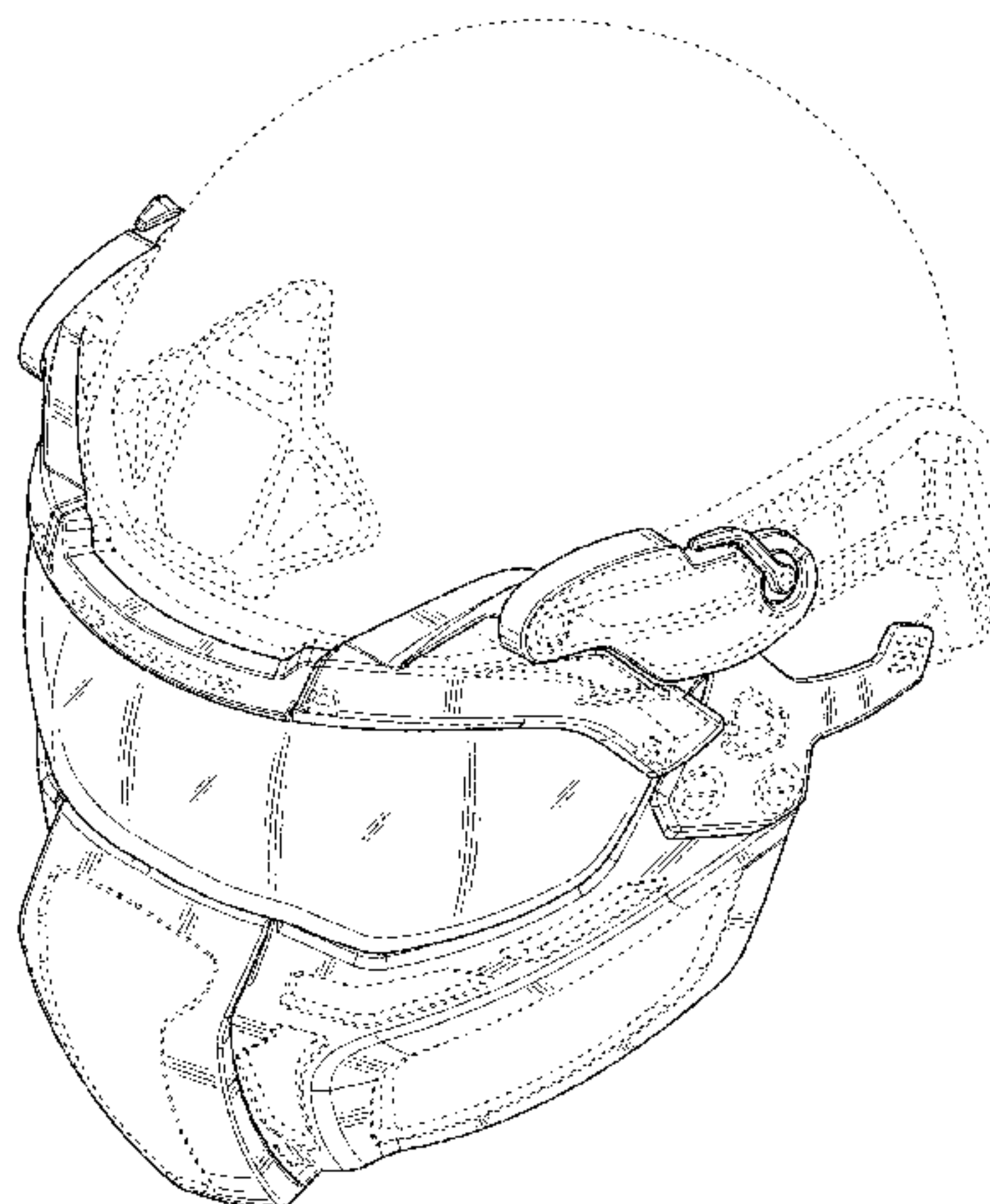
The ornamental design for a combined visor and mandible
shield, as shown and described.

DESCRIPTION

FIG. 1 is a front perspective view of a combined visor and
mandible shield in accordance with our new design;
FIG. 2 is a front elevational view of the combined visor and
mandible shield shown in FIG. 1;
FIG. 3 is a left-side elevational view of the combined visor
and mandible shield shown in FIG. 1;
FIG. 4 is a right-side elevational view of the combined visor
and mandible shield shown in FIG. 1;
FIG. 5 is a rear elevational view of the combined visor and
mandible shield shown in FIG. 1;
FIG. 6 is a top plan view of the combined visor and mandible
shield shown in FIG. 1; and,
FIG. 7 is a bottom plan view of the combined visor and
mandible shield shown in FIG. 1.

The broken lines shown in the drawings represent portions of
the combined visor and mandible shield that form no part of
the claimed design.

1 Claim, 7 Drawing Sheets



US D757,155 S

Page 2

(56)

References Cited

U.S. PATENT DOCUMENTS

D685,407 S 7/2013 Lin
D697,546 S 1/2014 Seo
D725,696 S * 3/2015 Garfias D16/321
D729,307 S * 5/2015 Noordzij D16/340

D734,559 S * 7/2015 Noordzij D29/110
D746,368 S * 12/2015 Uhm D16/335

OTHER PUBLICATIONS

Ops-Core 2013 Product Catalog; www.ops-core.com; Boston, MA, US; 44 pages; first disclosed on Jan. 14, 2013.

* cited by examiner

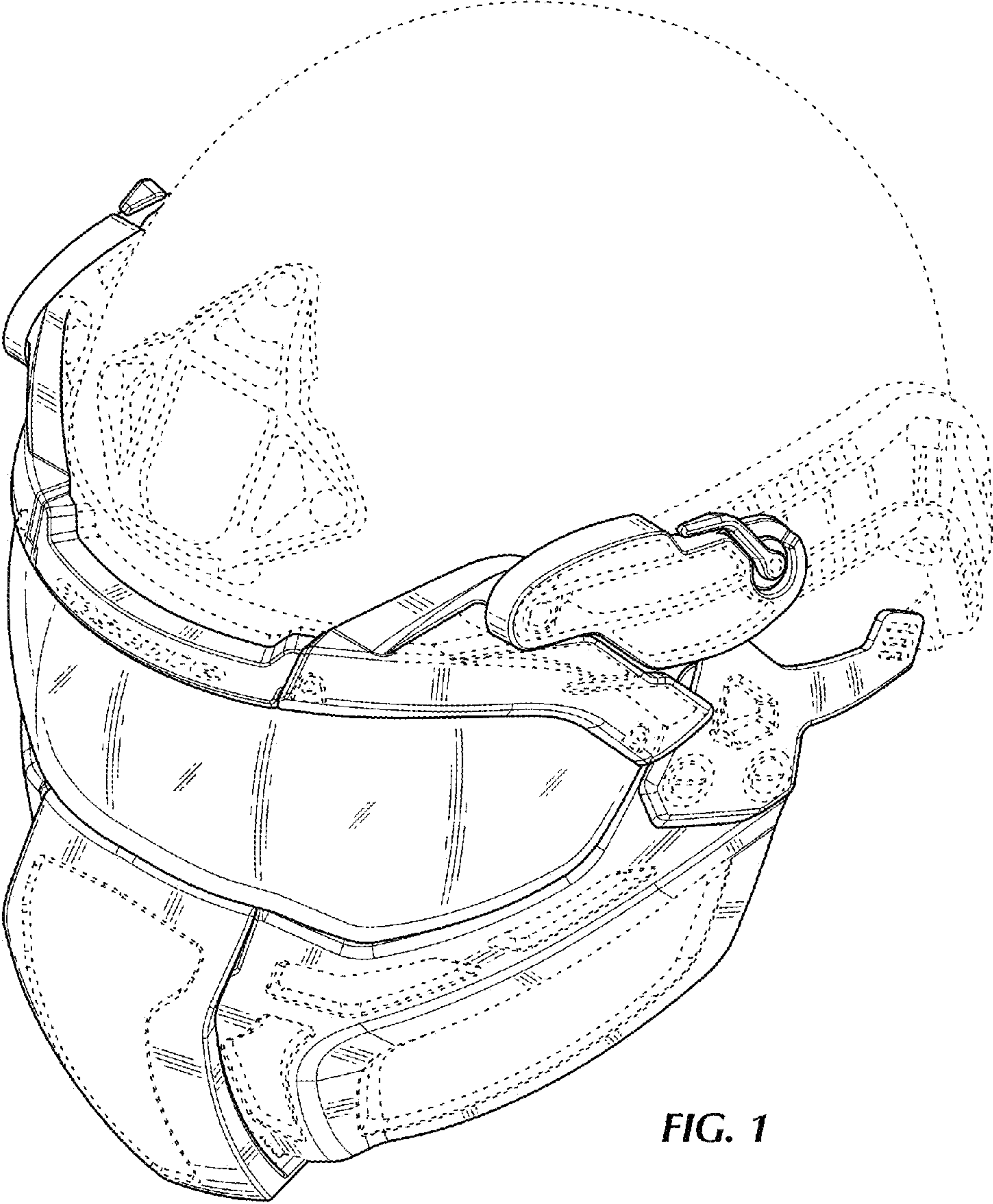


FIG. 1

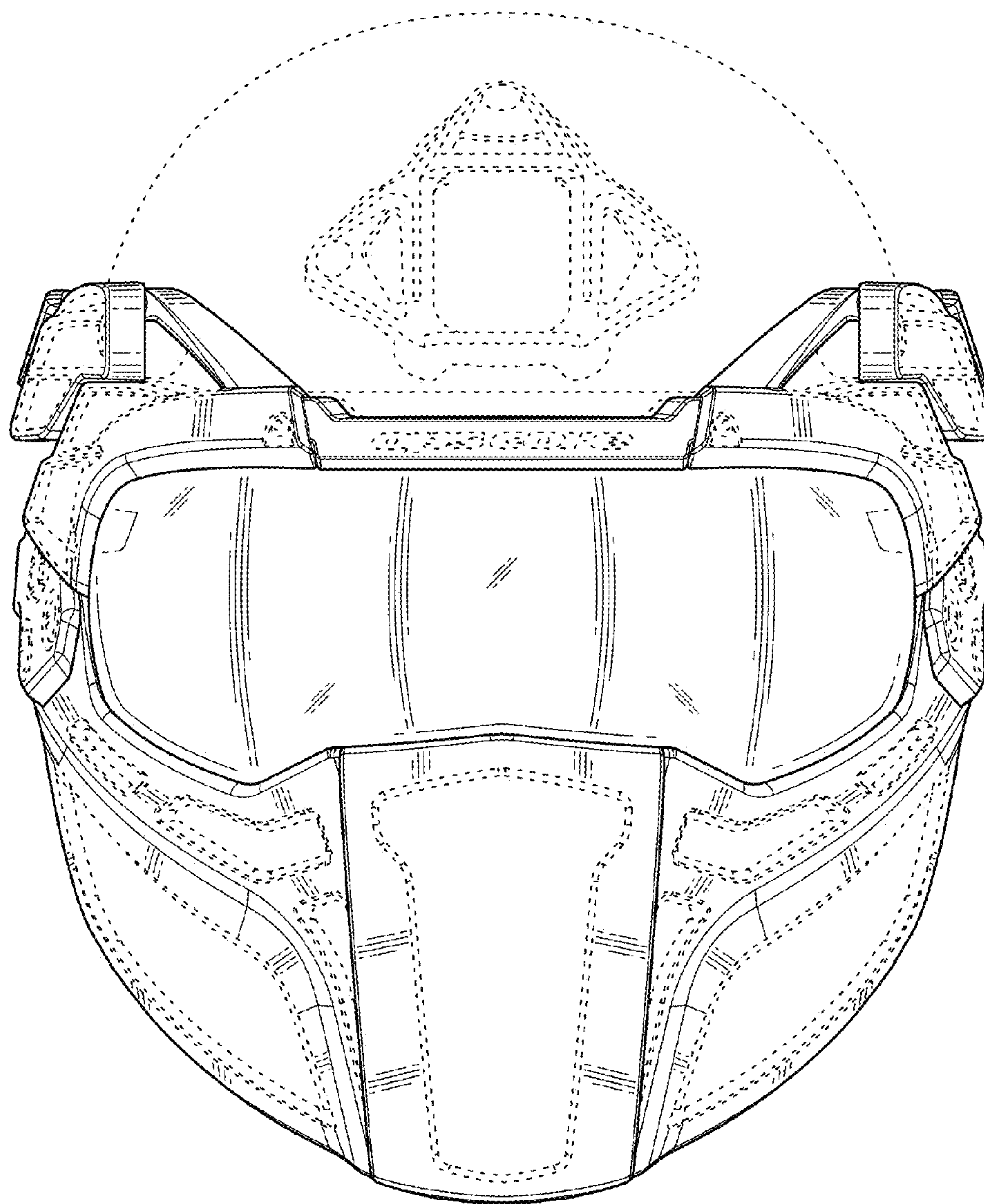


FIG. 2

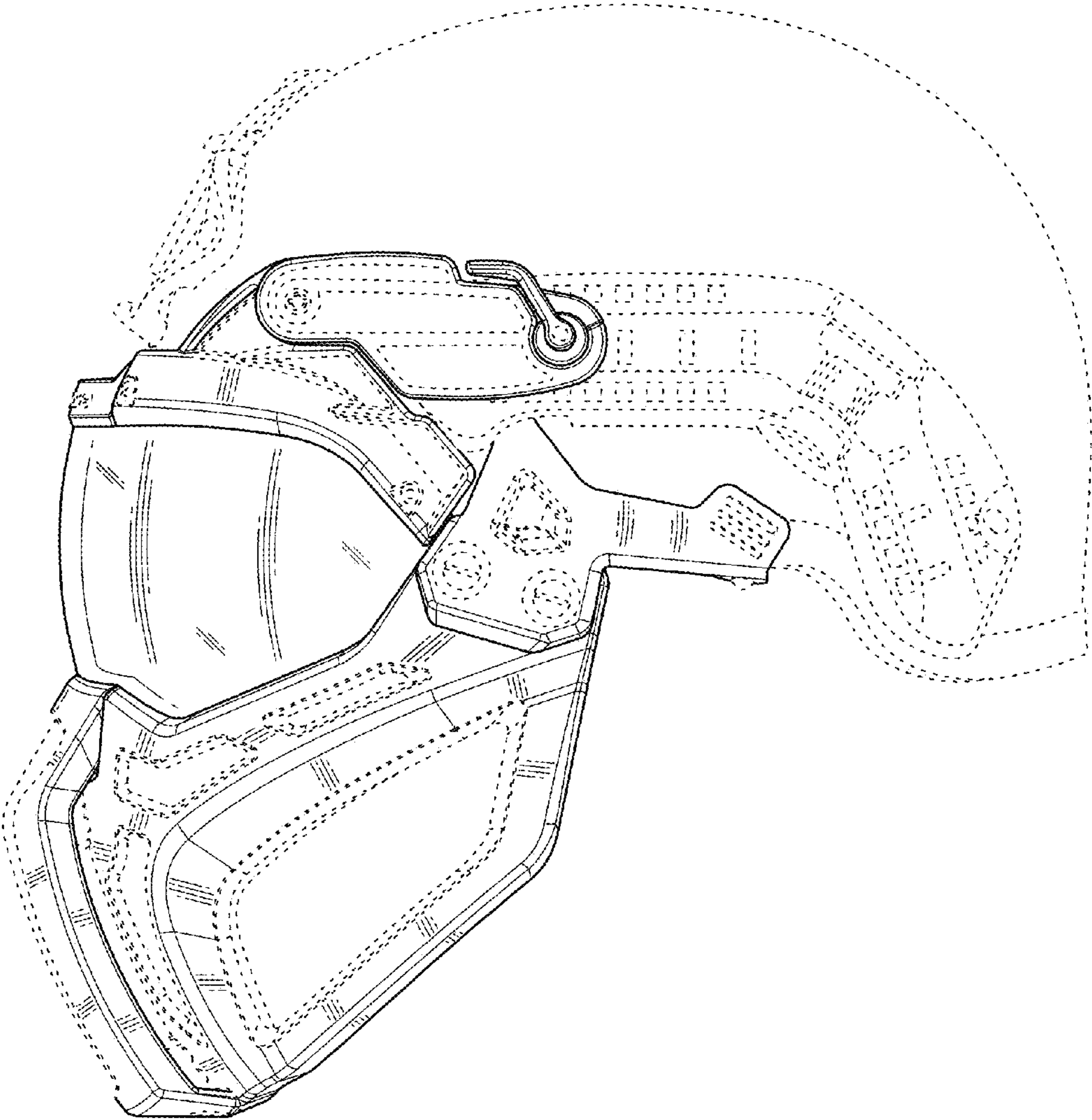


FIG. 3

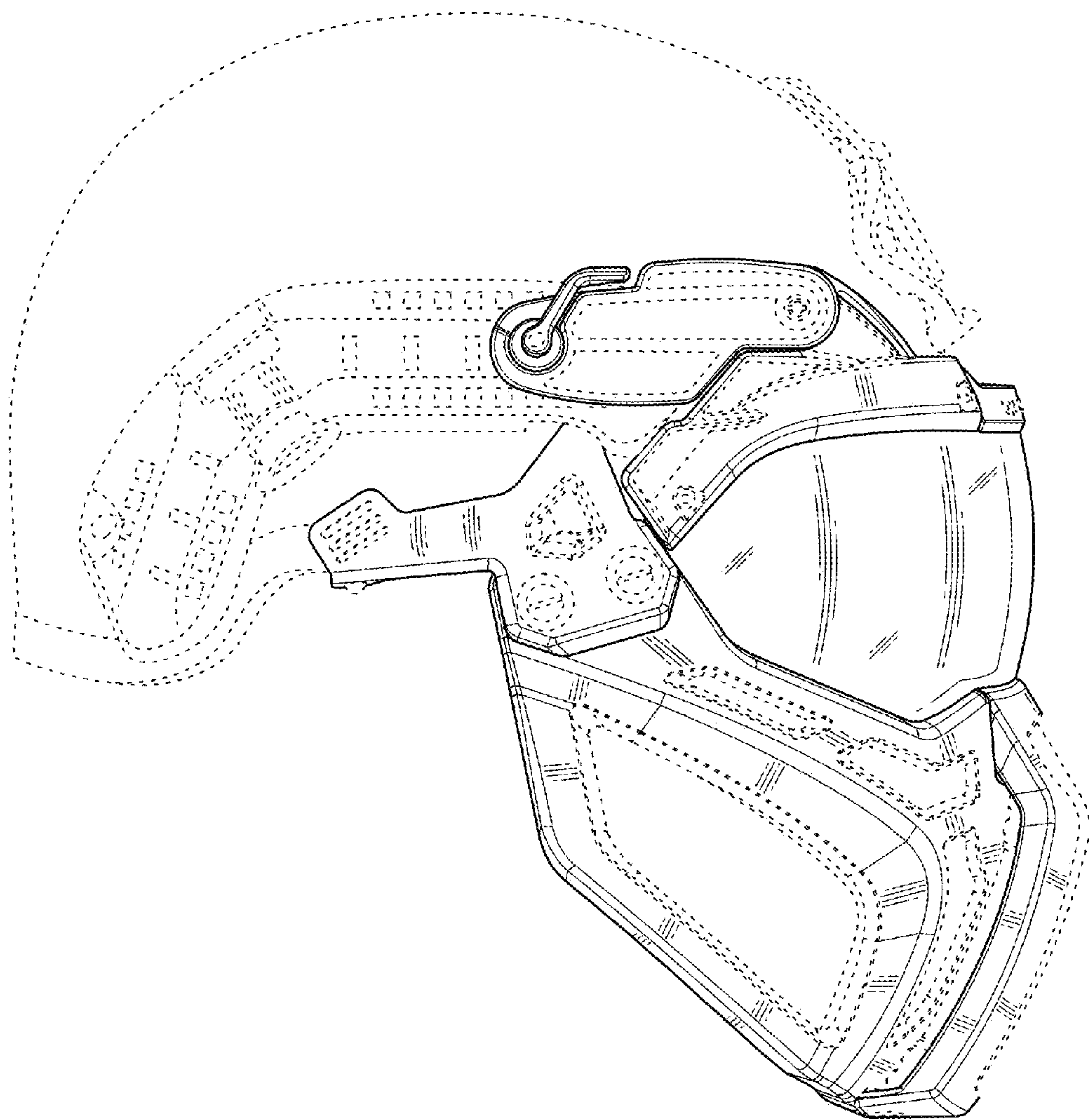


FIG. 4

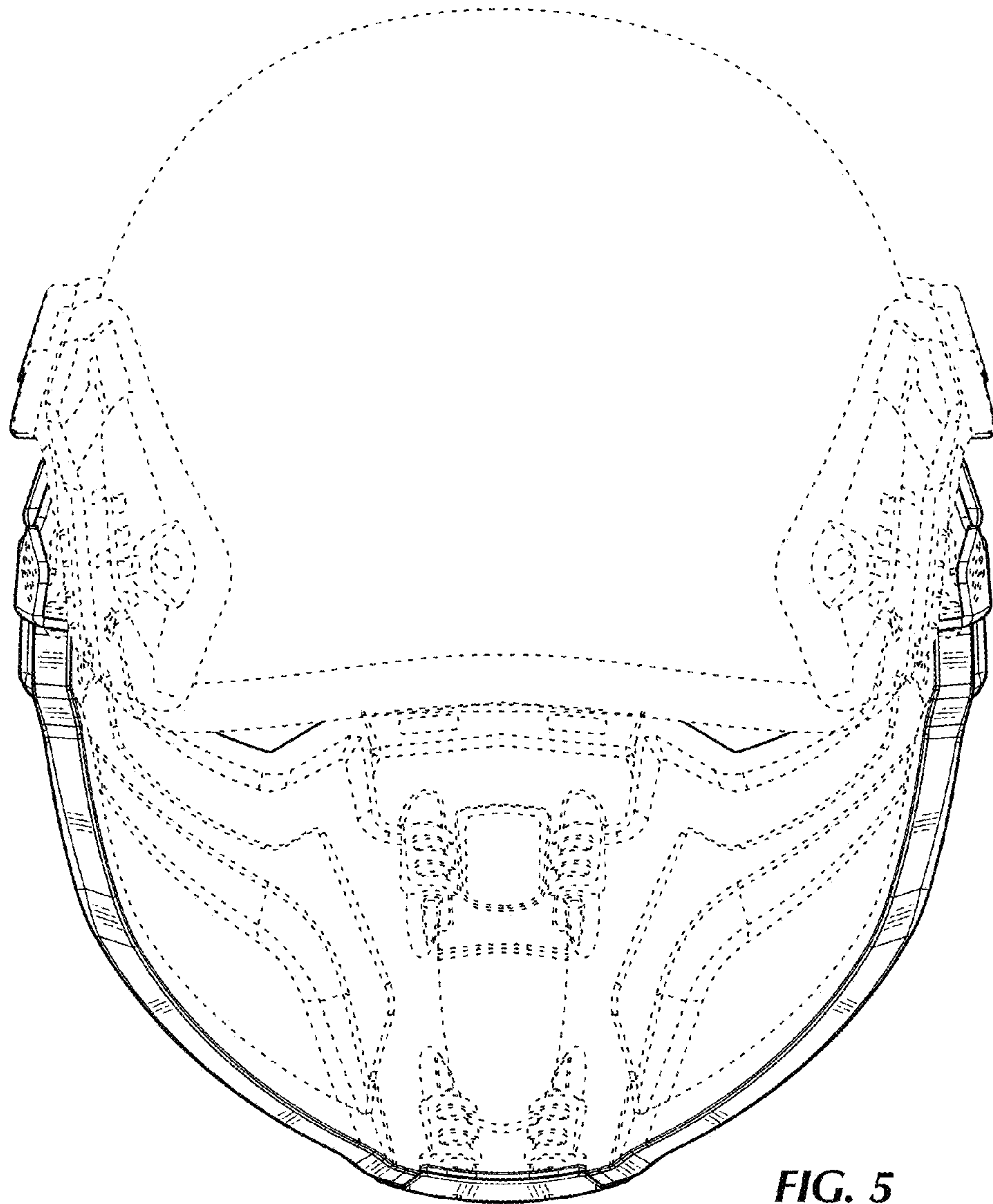


FIG. 5

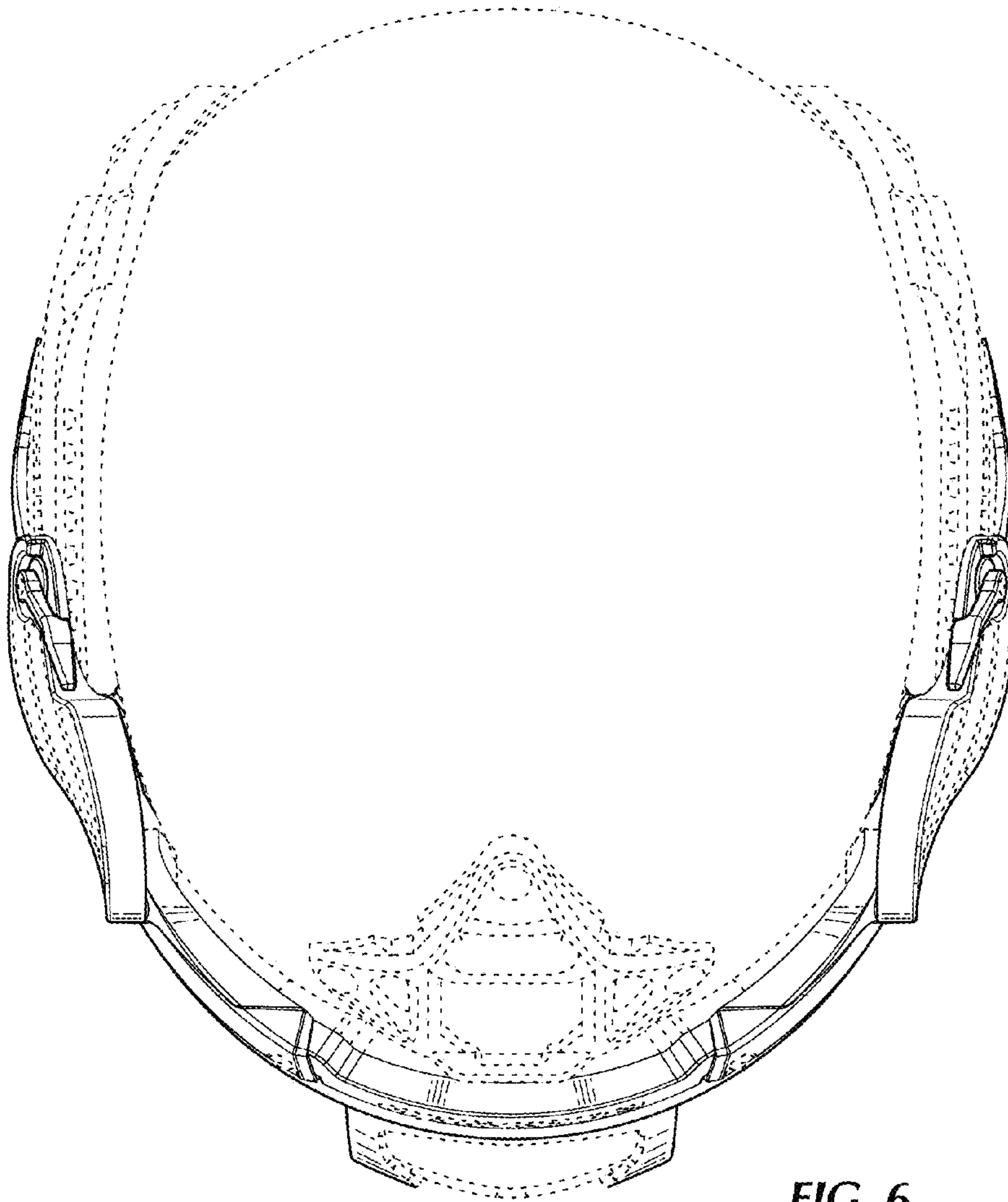


FIG. 6

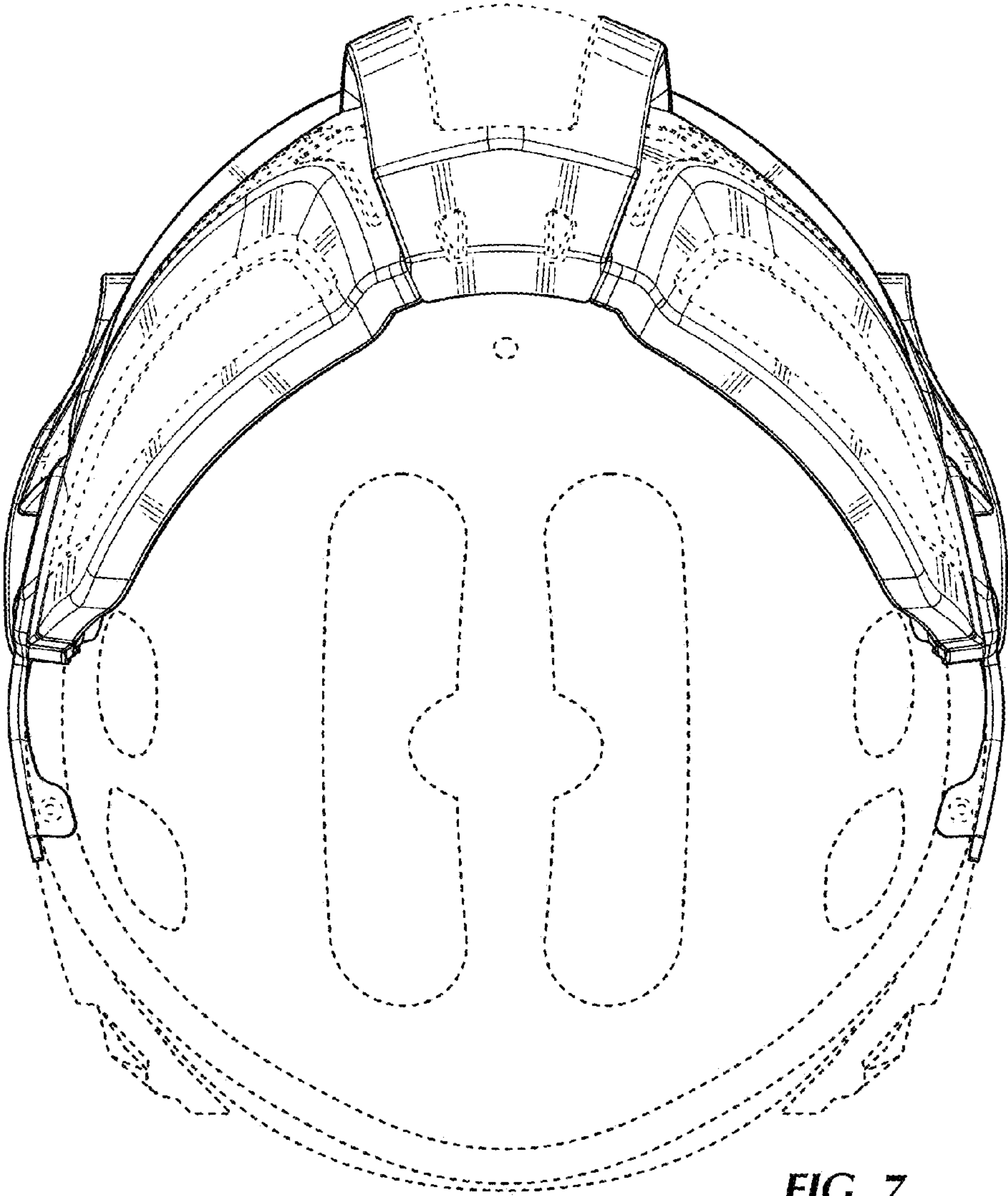


FIG. 7