



US00D757150S

(12) **United States Design Patent**  
**Monroe**

(10) **Patent No.:** **US D757,150 S**  
(45) **Date of Patent:** **\*\* May 24, 2016**

(54) **LENS COVER FOR CAMERA**

(71) Applicant: **Jon C. Monroe**, Lincoln City, OR (US)

(72) Inventor: **Jon C. Monroe**, Lincoln City, OR (US)

(\*\*) Term: **14 Years**

(21) Appl. No.: **29/491,034**

(22) Filed: **May 16, 2014**

(51) **LOC (10) Cl.** ..... **16-05**

(52) **U.S. Cl.**  
USPC ..... **D16/237**; D3/267

(58) **Field of Classification Search**  
USPC ..... D3/219, 263, 267, 268; D9/435, 445;  
D16/200, 202–204, 208, 218, 219,  
D16/237; 206/316.1, 316.2, 548;  
348/373–376, 835; 396/27, 287, 419,  
396/535, 539–541  
CPC ..... G03B 15/03; G03B 17/02; G03B 17/04;  
G03B 17/08; G03B 17/56; G03B 19/04;  
H04N 5/2251; H04N 5/2252; H04N 5/2253;  
H04N 5/2254; A45C 11/38  
See application file for complete search history.

(56) **References Cited**

**U.S. PATENT DOCUMENTS**

4,000,769	A *	1/1977	Katz	.....	A45C 11/38 206/316.1
4,131,147	A *	12/1978	Schrage	.....	A45C 11/38 206/316.2
D271,822	S *	12/1983	Clancy	.....	224/236
4,428,484	A *	1/1984	Rattay	.....	B65D 31/12 206/548
D293,622	S *	1/1988	Suyama	.....	D3/219
D294,081	S *	2/1988	Ito	.....	D3/219
D294,082	S *	2/1988	Ito	.....	D3/219
D455,547	S *	4/2002	Hillman	.....	D3/219
D458,024	S *	6/2002	Tyler	.....	D3/219

D507,875	S *	8/2005	Hillman	.....	D3/267
D597,308	S *	8/2009	Lown	.....	D3/263
D598,651	S *	8/2009	Lown	.....	D3/263
D599,546	S *	9/2009	Lown	.....	D3/263
D616,199	S *	5/2010	Swartz	.....	D3/263
D621,154	S *	8/2010	Lown	.....	D3/263
D636,597	S *	4/2011	McCabe	.....	D16/237
7,986,872	B2 *	7/2011	Steiner	.....	A45C 11/38 150/154
D704,761	S *	5/2014	Ashby	.....	D16/237
2003/0185465	A1 *	10/2003	Vazquez	.....	A45C 7/0063 383/2

\* cited by examiner

*Primary Examiner* — Adir Aronovich

*Assistant Examiner* — Ramzi Almatrahi

(74) *Attorney, Agent, or Firm* — Berkeley Law & Technology Group LLP

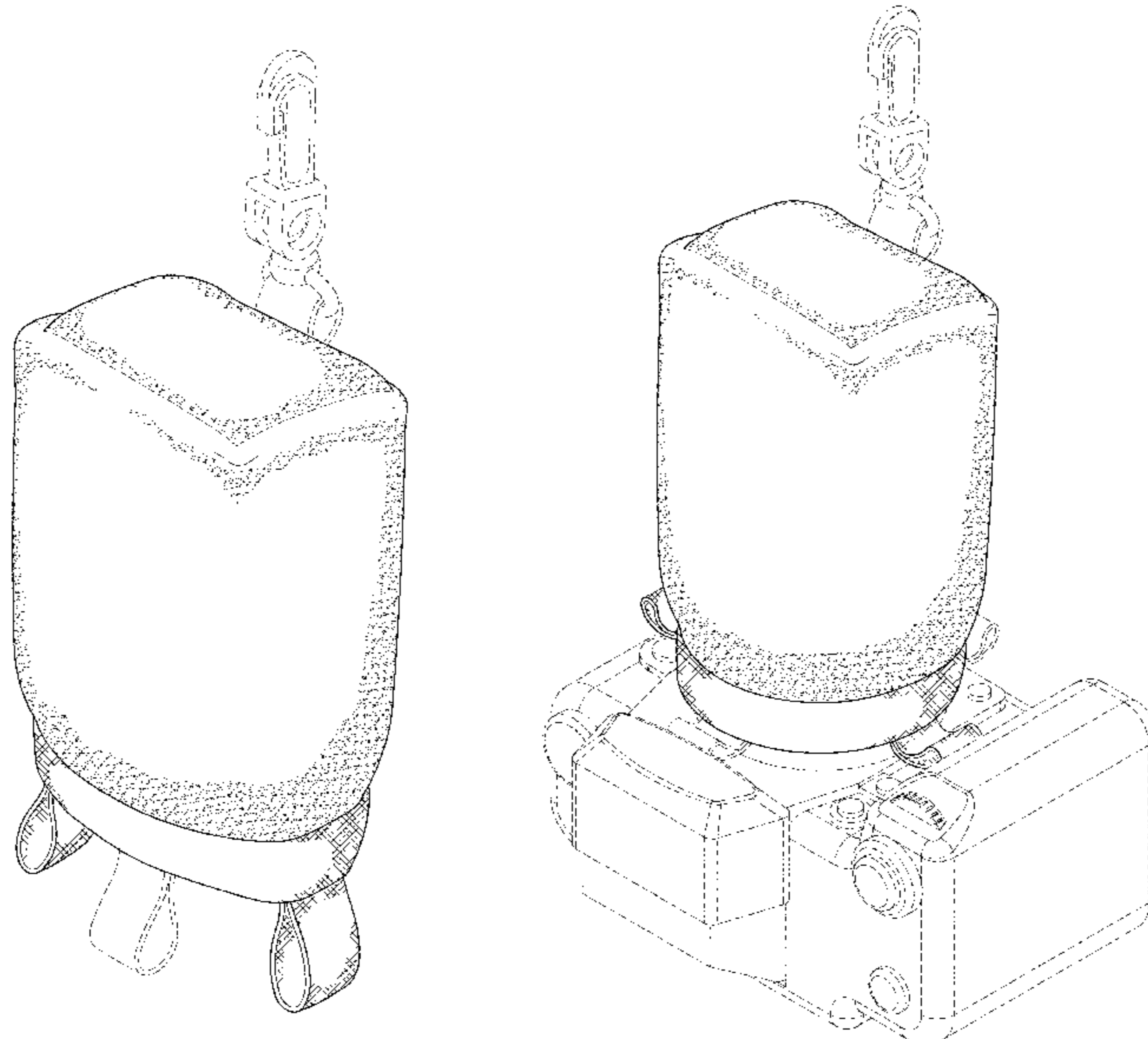
(57) **CLAIM**

The ornamental design for a lens cover for camera, as shown and described.

**DESCRIPTION**

FIG. 1 is a top, right, and front perspective view of a lens cover for camera showing my new design;  
FIG. 2 is a front elevational view of FIG. 1;  
FIG. 3 is a rear elevational view of FIG. 1;  
FIG. 4 is a right side elevational view of FIG. 1;  
FIG. 5 is a left side elevational view of FIG. 1;  
FIG. 6 is a top plan view of the cover of FIG. 1;  
FIG. 7 is a bottom plan view of the cover of FIG. 1; and,  
FIG. 8 is a top, right, and front perspective view thereof, showing the lens cover sliding over the lens of a camera, with the camera depicted in broken lines as environmental subject matter which forms no part of the claimed design.  
The broken lines depict portions of a lens cover for camera in which the design is embodied and form no part of the claimed design.

**1 Claim, 6 Drawing Sheets**



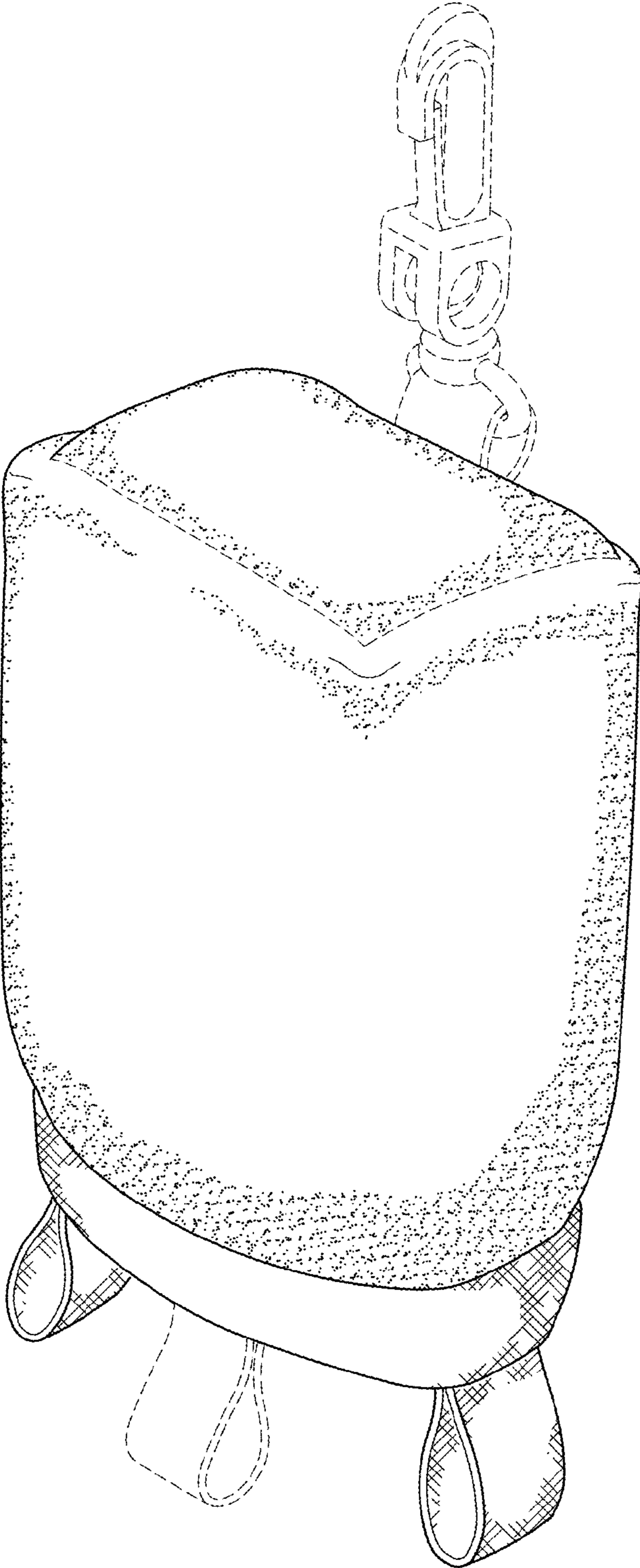


FIG. 1

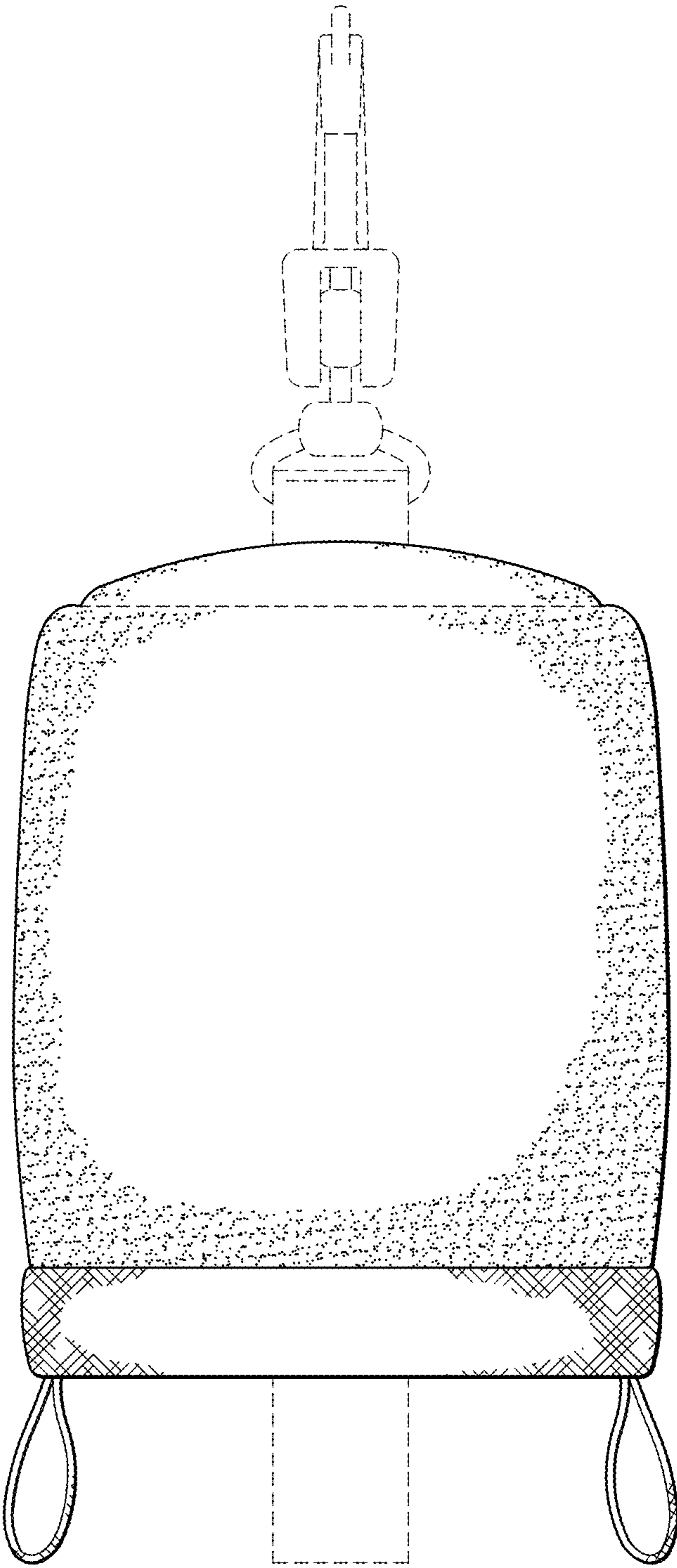


FIG. 2

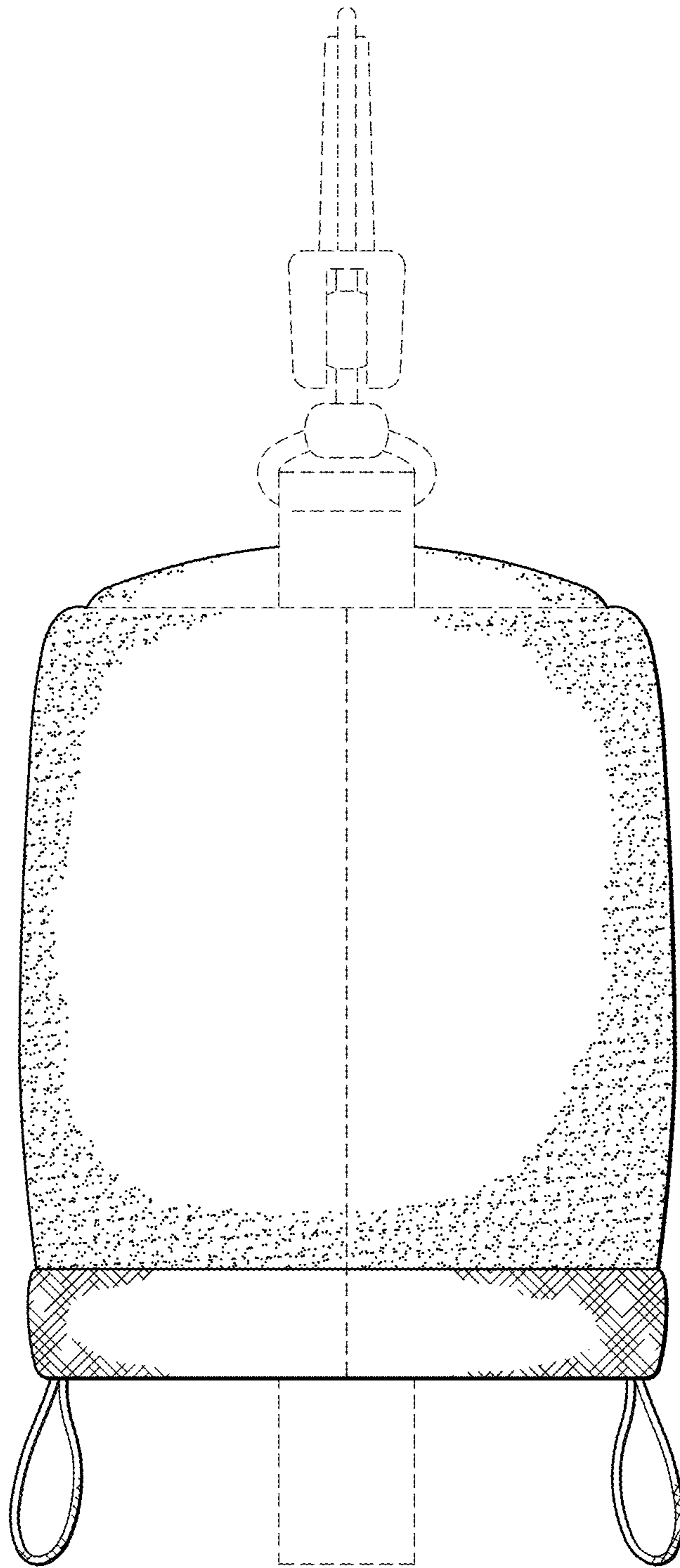


FIG. 3

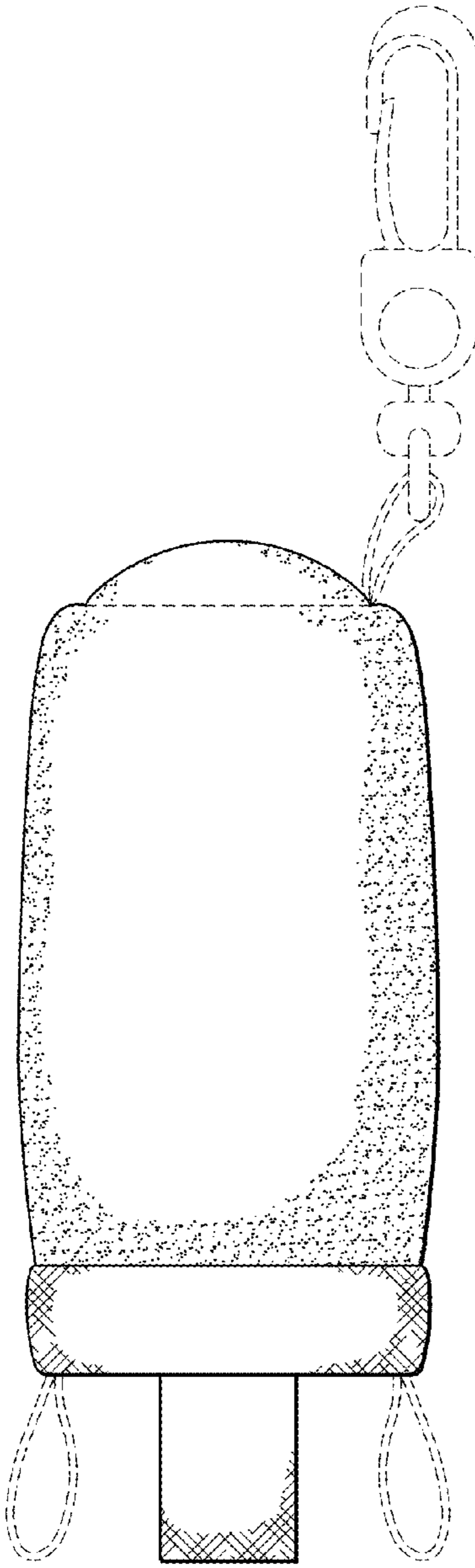


FIG. 4

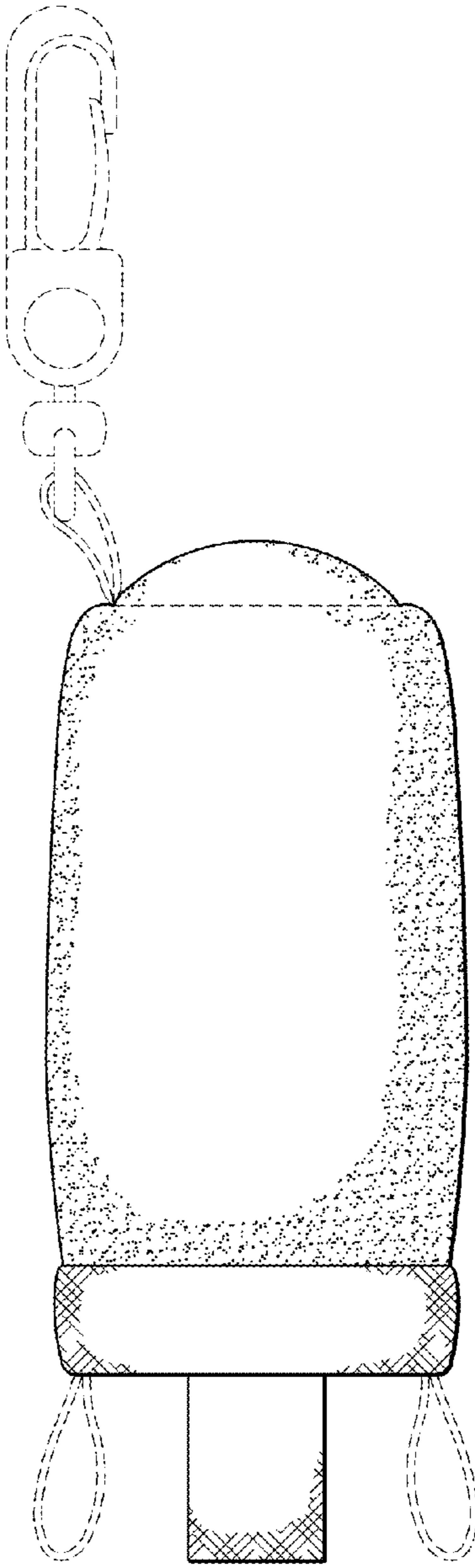


FIG. 5

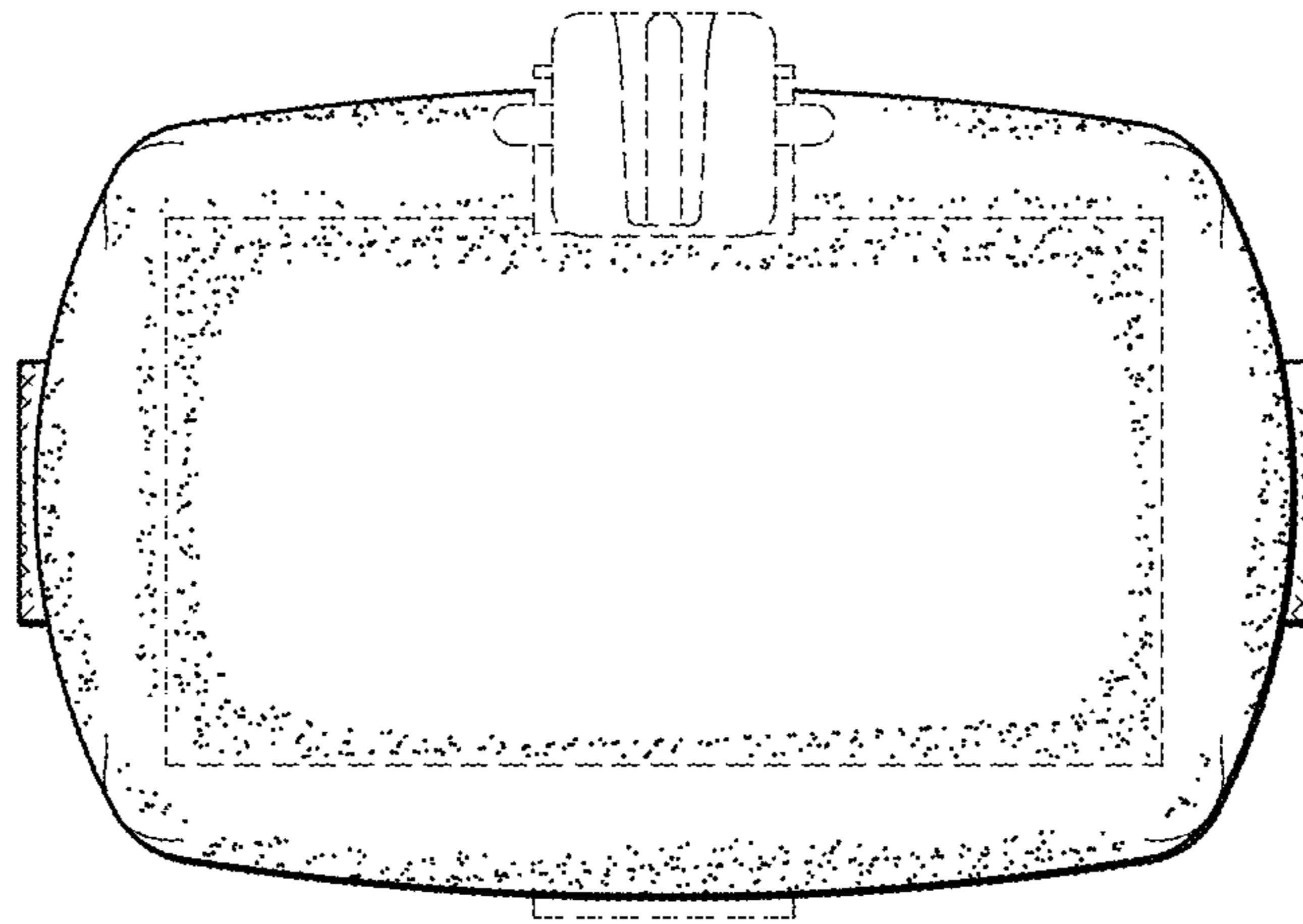


FIG. 6

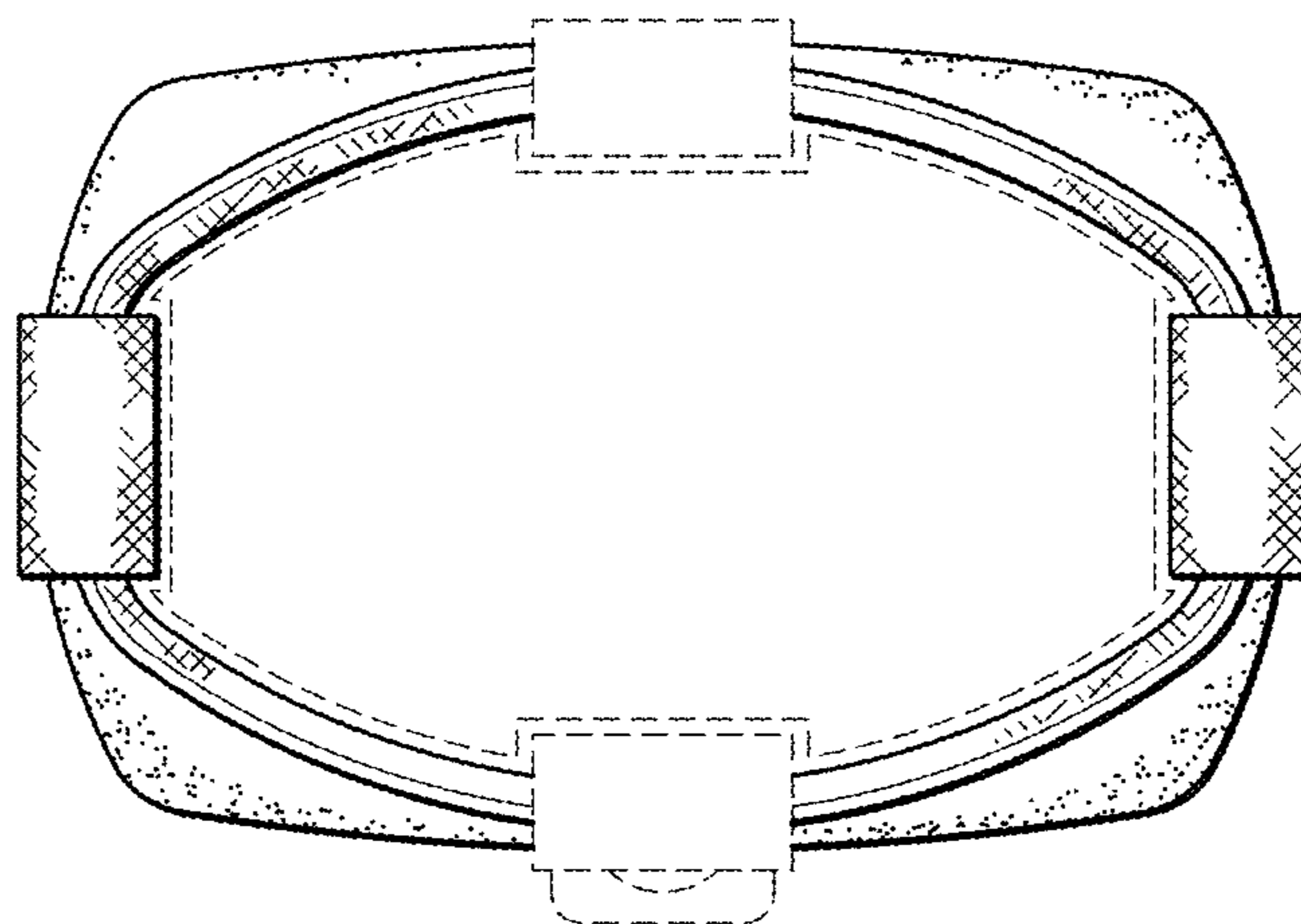


FIG. 7

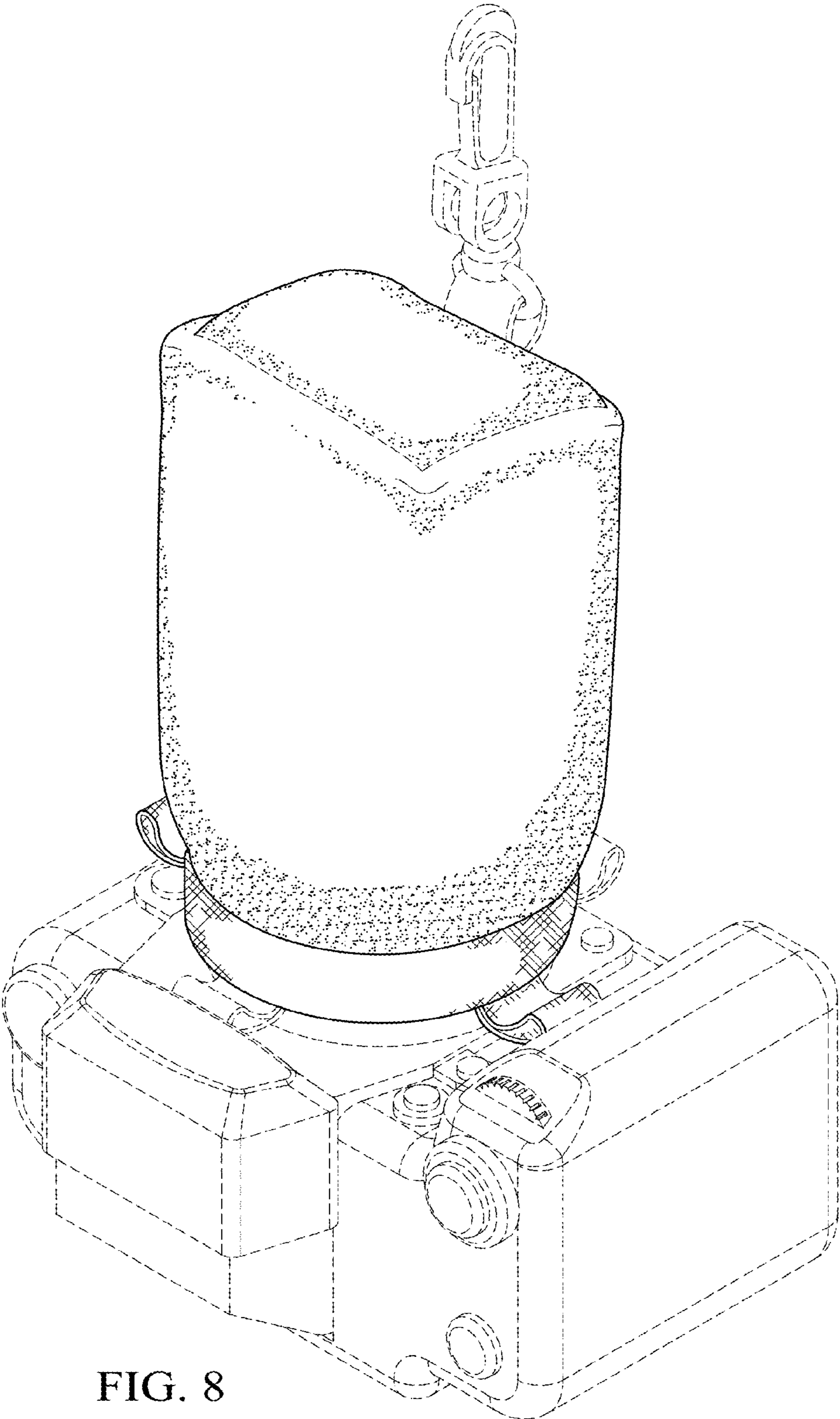


FIG. 8