



US00D757138S

(12) **United States Design Patent**
Pfeiffer

(10) **Patent No.:** **US D757,138 S**

(45) **Date of Patent:** **** May 24, 2016**

(54) **INFORMATION RETRIEVAL EQUIPMENT**

(71) Applicant: **Homag Holzbearbeitungssysteme GmbH, Schopfloch (DE)**

(72) Inventor: **Marcel Pfeiffer, Schopfloch (DE)**

(73) Assignee: **Homag Holzbearbeitungssysteme GmbH, Schopfloch (DE)**

(**) Term: **14 Years**

(21) Appl. No.: **29/469,729**

(22) Filed: **Oct. 14, 2013**

(30) **Foreign Application Priority Data**

Apr. 16, 2013 (EM) 002 221 218

(51) **LOC (10) Cl.** **15-09**

(52) **U.S. Cl.**
USPC **D15/138**

(58) **Field of Classification Search**
USPC D15/122, 125, 127, 130, 131, 140
See application file for complete search history.

(56) **References Cited**

U.S. PATENT DOCUMENTS

3,331,410	A *	7/1967	Mayo	144/386
3,665,805	A *	5/1972	Wolf	409/190
3,672,415	A *	6/1972	Holan	144/136.1
3,771,579	A *	11/1973	Heuze	144/48.3
4,074,350	A *	2/1978	Roch et al.	700/180
D255,121	S *	5/1980	Roch	D15/138
4,468,160	A *	8/1984	Campbell, Jr.	409/202
4,641,236	A *	2/1987	Brooks	700/87
4,674,928	A *	6/1987	Lyman	409/80
5,107,910	A *	4/1992	Sasaki	144/48.1
D354,747	S *	1/1995	Herbstritt et al.	D14/443
D404,391	S *	1/1999	Herbstritt et al.	D13/162
D422,289	S *	4/2000	Mariotta et al.	D15/127

D423,962	S *	5/2000	Ott	D10/80
D427,155	S *	6/2000	Pawley et al.	D13/162
D432,995	S *	10/2000	Hubler et al.	D13/162
D465,802	S *	11/2002	Maniura et al.	D18/51
D546,770	S *	7/2007	Herbstritt	D13/162
D551,110	S *	9/2007	Seitz et al.	D10/125
D596,977	S *	7/2009	Ogura et al.	D10/108
D631,899	S *	2/2011	Hosl et al.	D15/122
D633,117	S *	2/2011	de la Hamayde	D15/146
D667,848	S *	9/2012	Schindler et al.	D15/28
D672,379	S *	12/2012	de La Hamayde	D15/146
D727,988	S *	4/2015	Gaier et al.	D15/145
D733,285	S *	6/2015	Ertel et al.	D23/393
2002/0028119	A1 *	3/2002	Elrod et al.	409/185
2012/0037274	A1 *	2/2012	Henderson	144/2.1

* cited by examiner

Primary Examiner — Patricia Palasik

(74) *Attorney, Agent, or Firm* — LaRiviere, Grubman PC

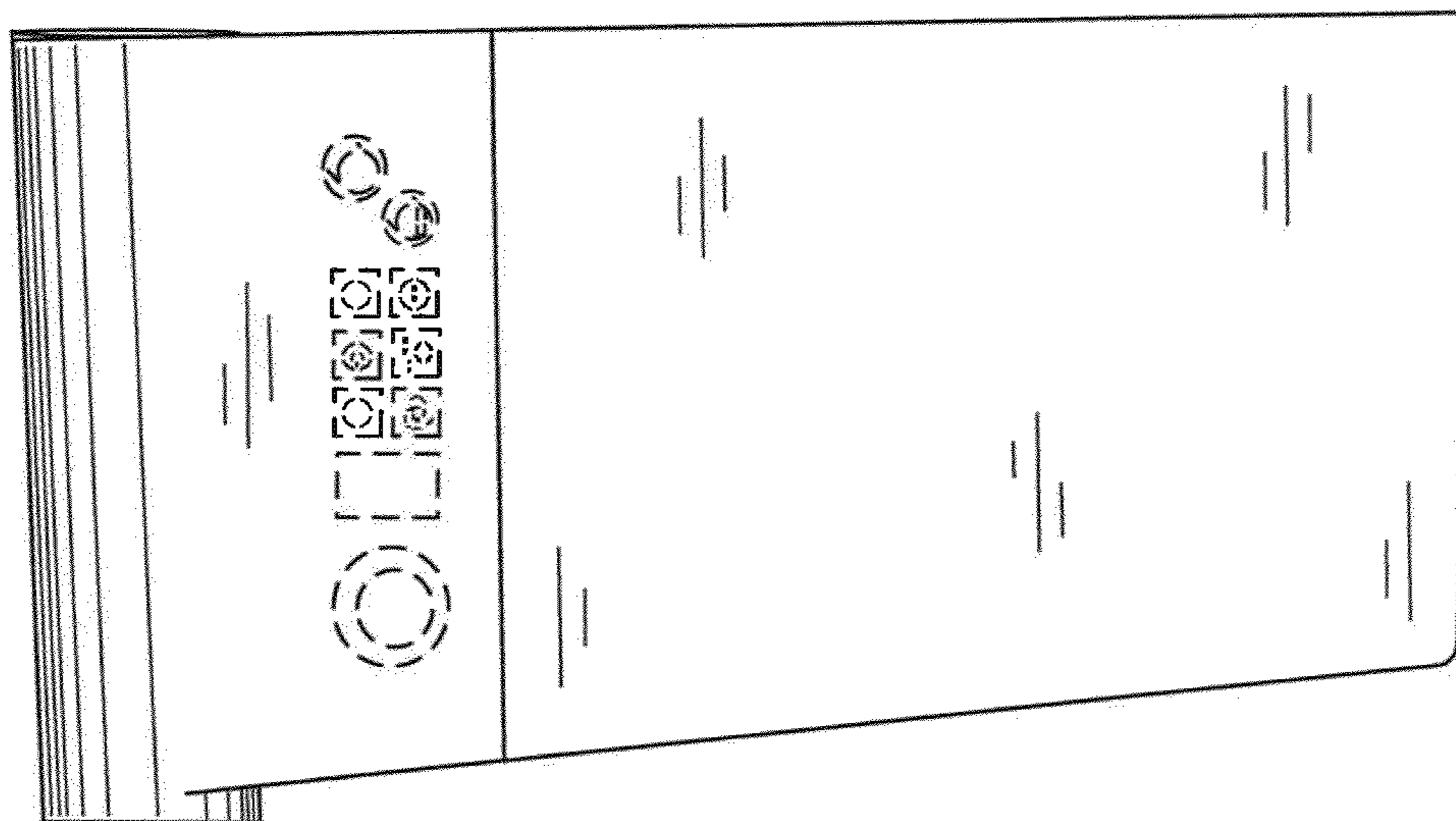
(57) **CLAIM**

The ornamental design for information retrieval equipment, as shown and described.

DESCRIPTION

FIG. 1 is a perspective view of information retrieval equipment, showing our design;
 FIG. 2 is a front view thereof;
 FIG. 3 is a rear view thereof;
 FIG. 4 is a from view of an alternative embodiment thereof;
 FIG. 5 is a rear view of the alternative embodiment shown in FIG. 4;
 FIG. 6 is an end view of information retrieval equipment as shown in FIG. 1;
 FIG. 7 is an opposing end view thereof;
 FIG. 8 is a top view thereof; and,
 FIG. 9 is a bottom view thereof.
 The broken lines showing the environment are for illustrative purposes only and form no part of the claimed design.

1 Claim, 7 Drawing Sheets



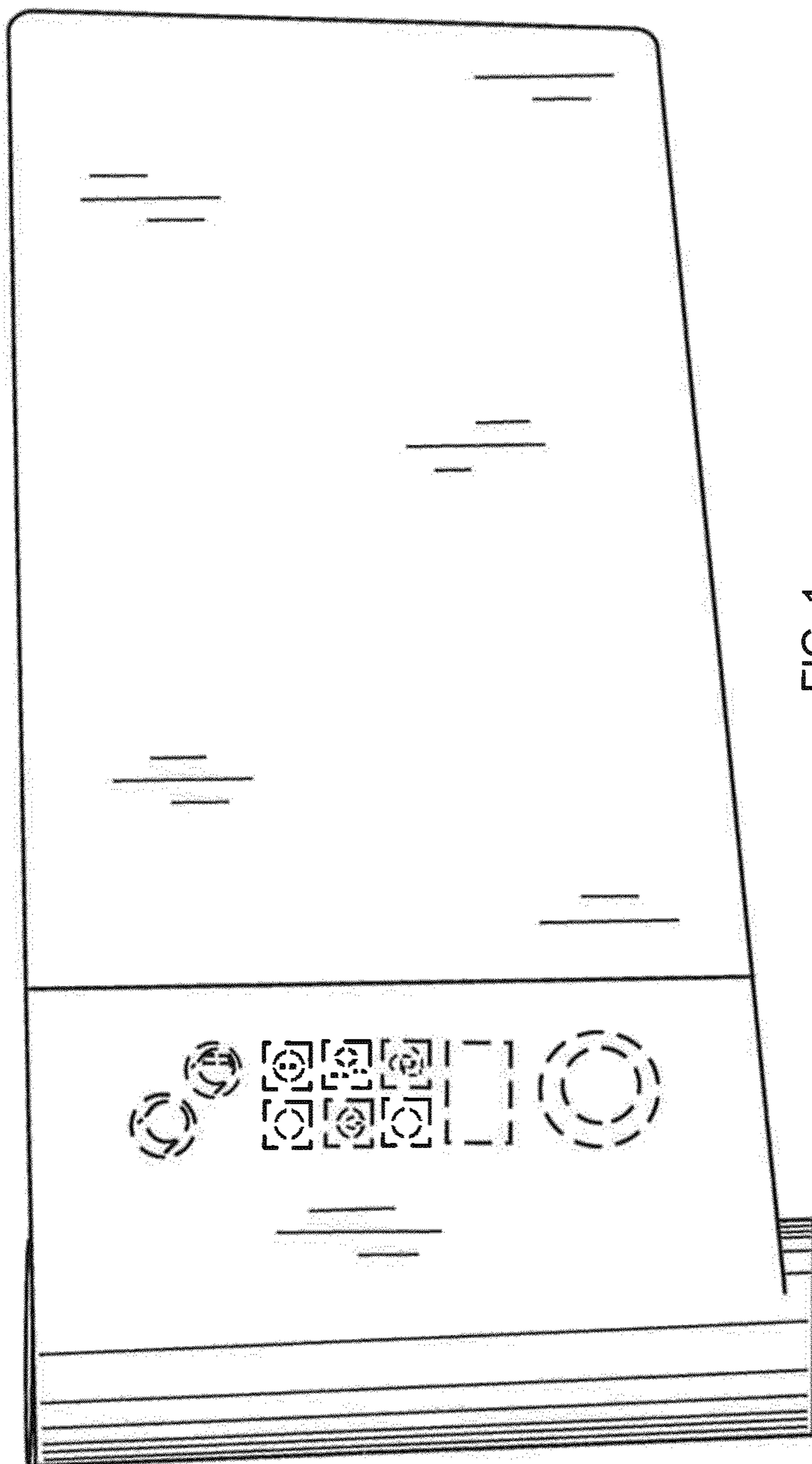


FIG. 1

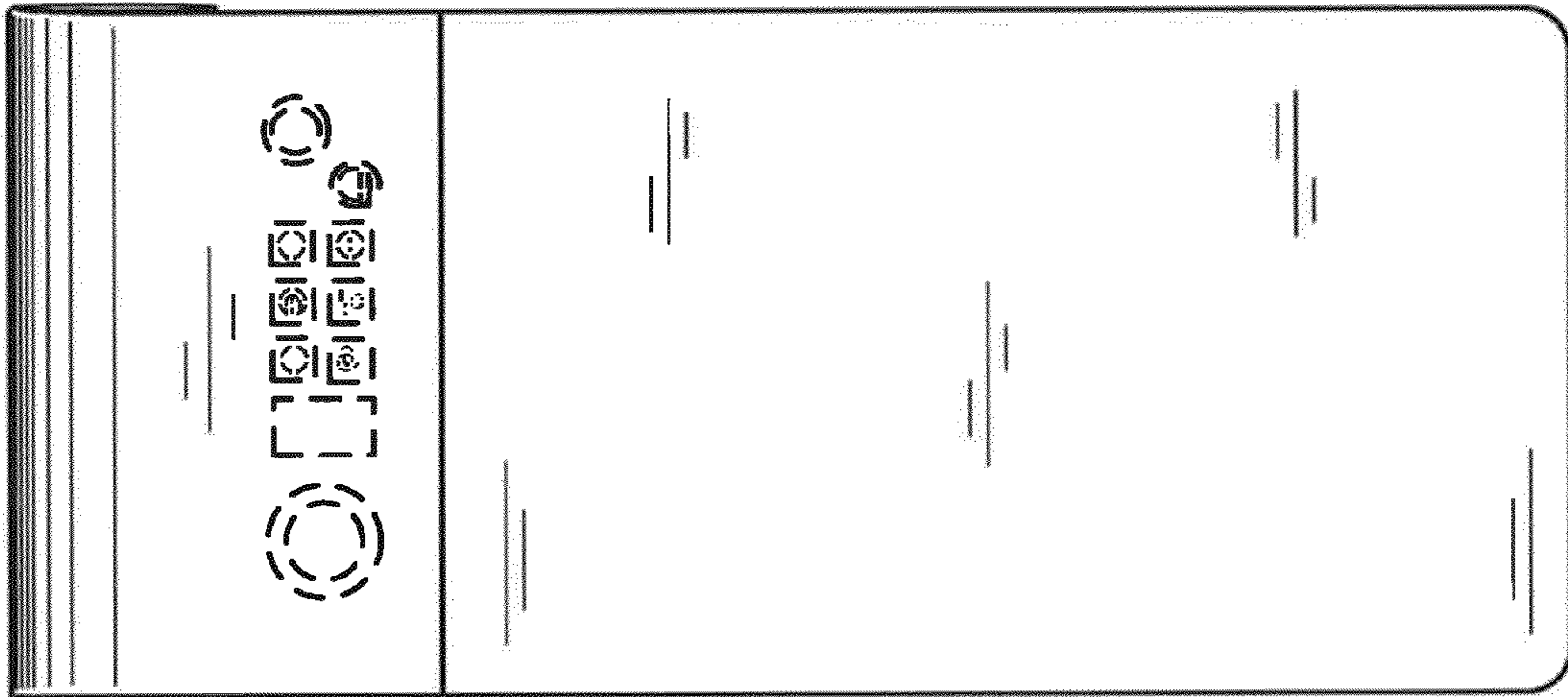


FIG. 2

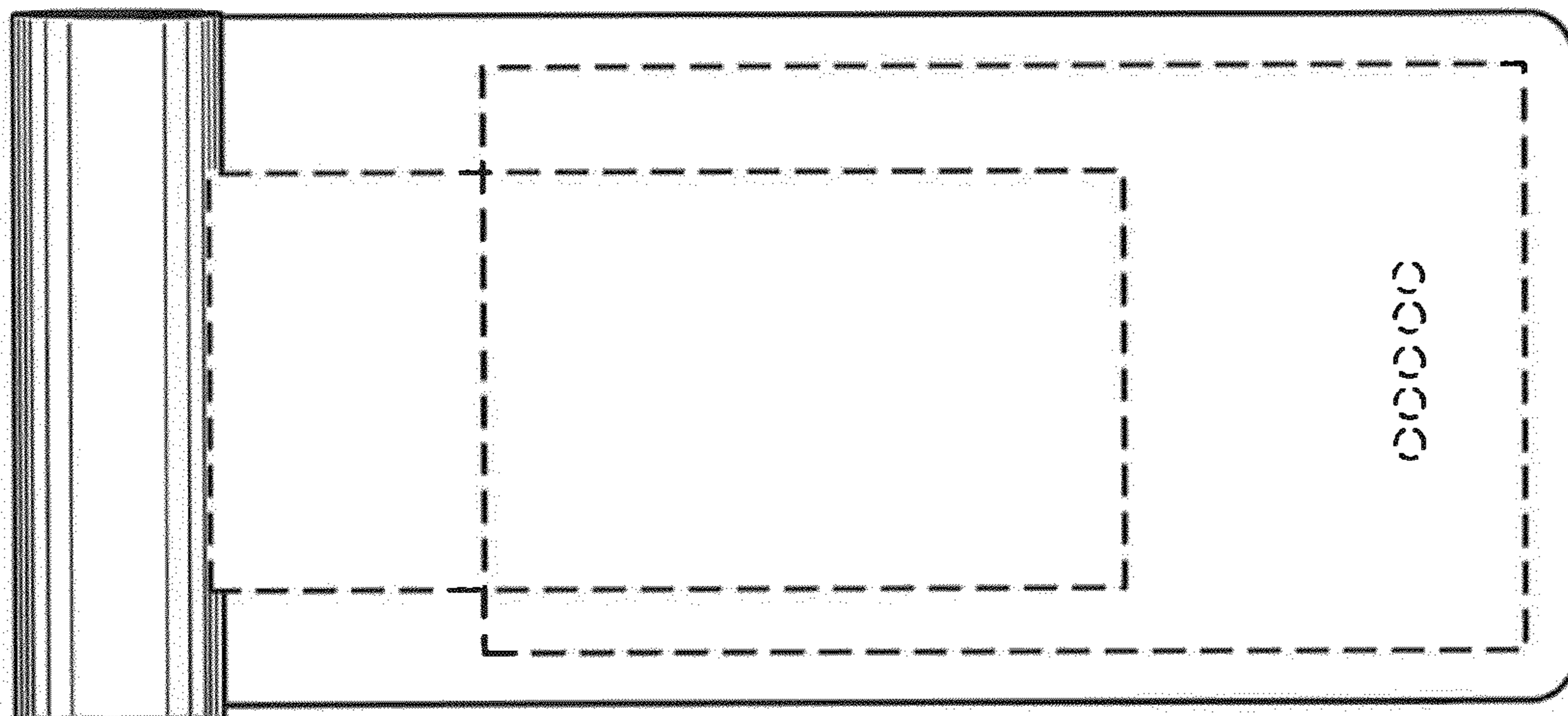


FIG. 3

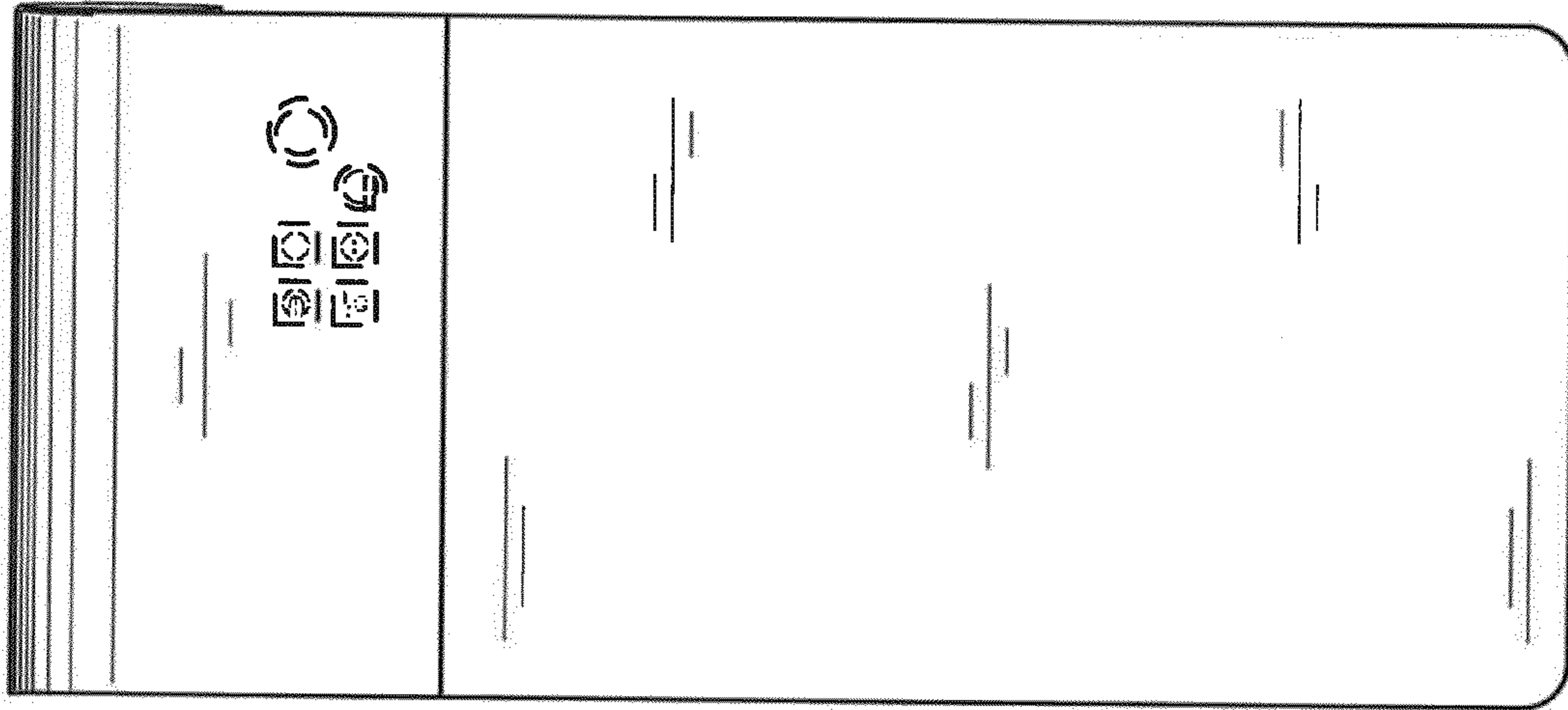


FIG. 4

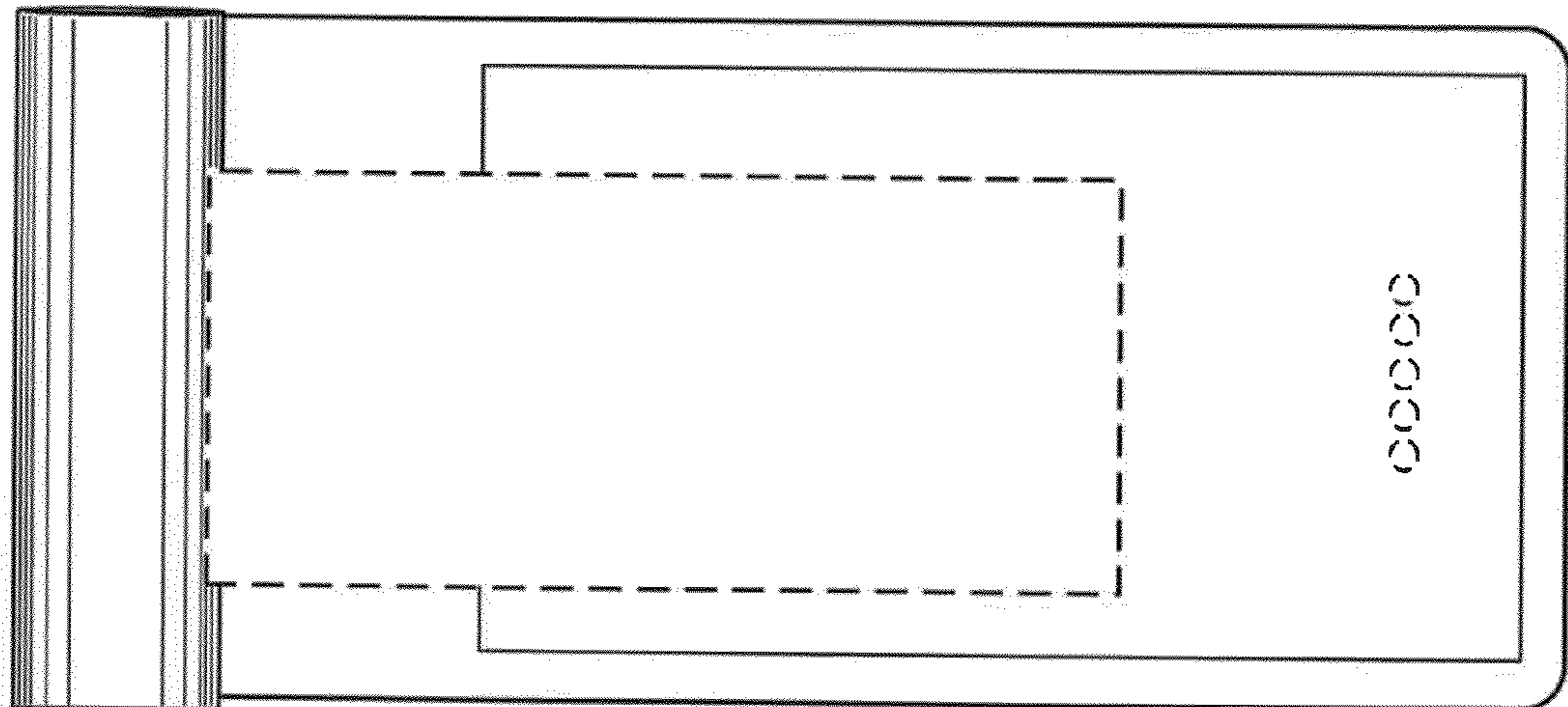


FIG. 5




FIG. 6

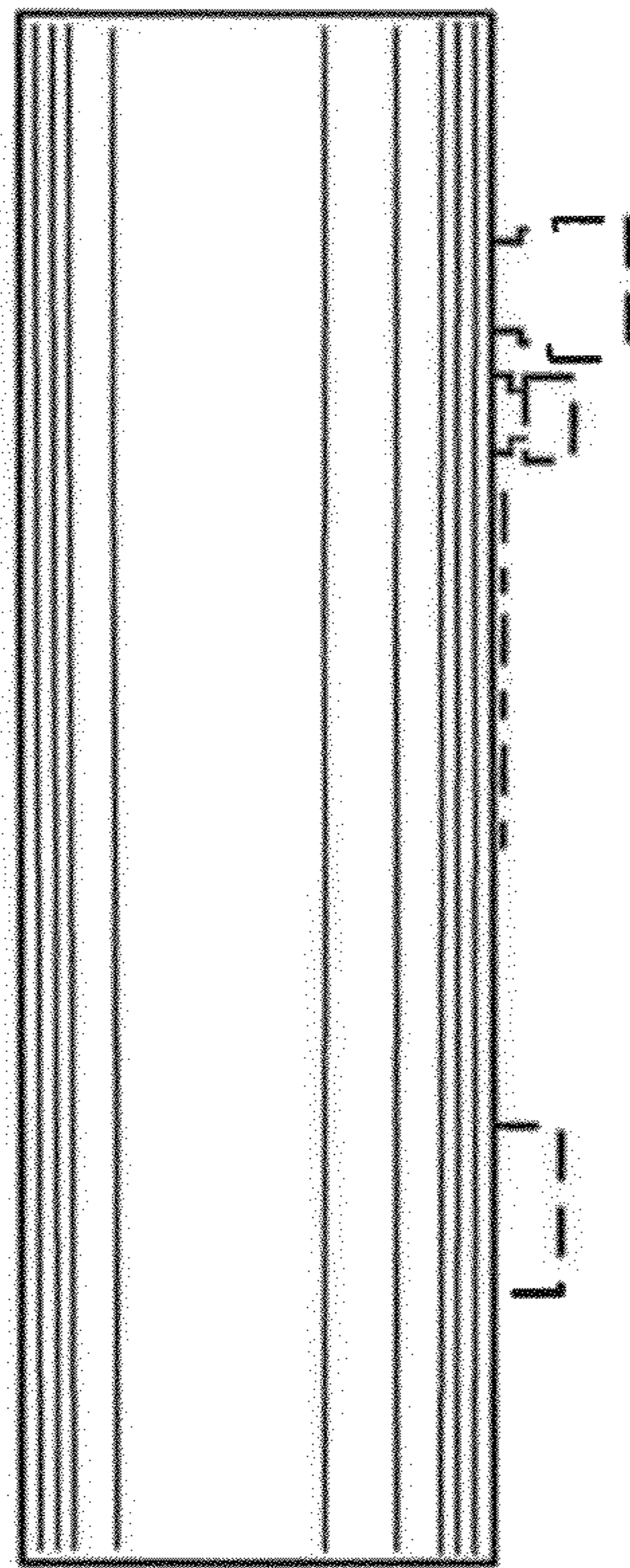


FIG. 7

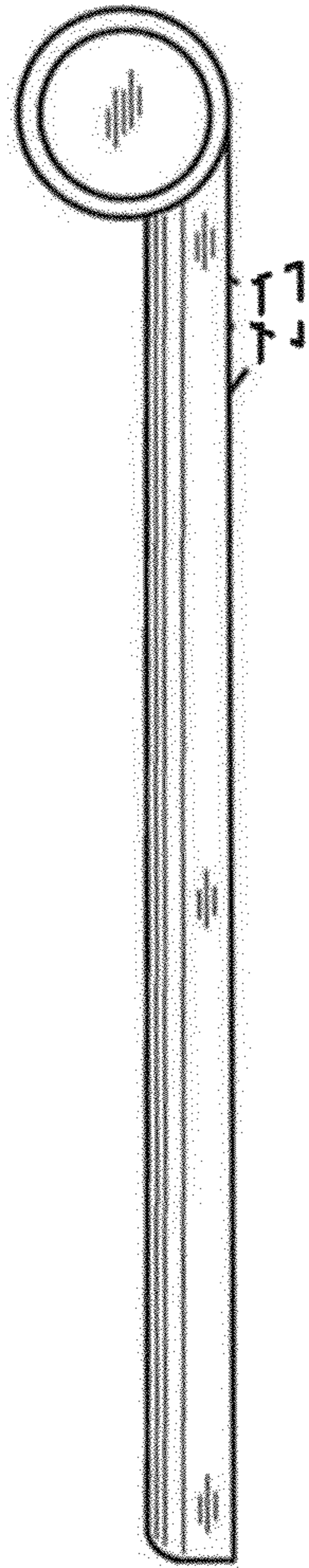


FIG. 8

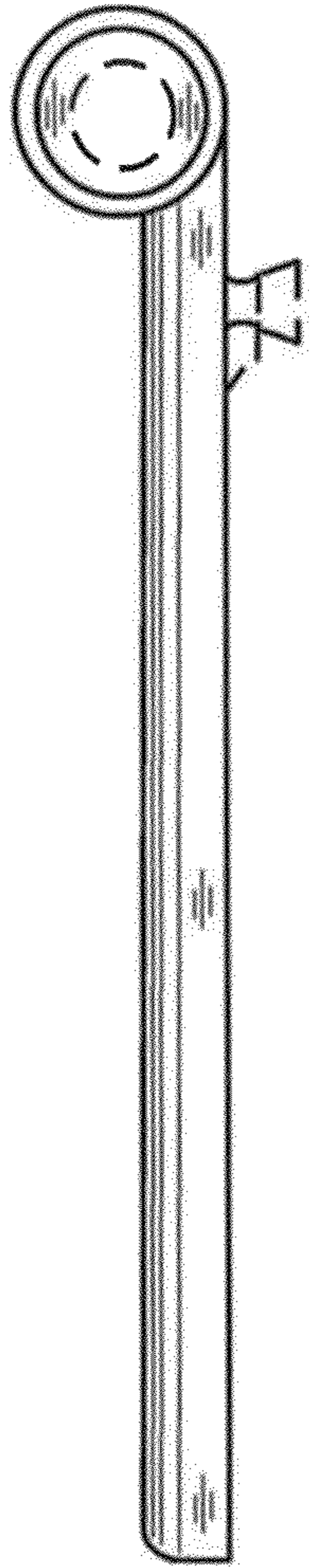


FIG. 9