



US00D757133S

(12) **United States Design Patent**  
**Rudge et al.**

(10) **Patent No.:** **US D757,133 S**  
(45) **Date of Patent:** **\*\* May 24, 2016**

- (54) **HEAD PLATE FOR COMPACTION DRUM**
- (71) Applicant: **Volvo Construction Equipment AB**,  
Eskilstuna (SE)
- (72) Inventors: **Brian Rudge**, Carlisle, PA (US);  
**Andrew Trucksess**, Shippensburg, PA  
(US)
- (73) Assignee: **VOLVO CONSTRUCTION**  
**EQUIPMENT AB** (SE)
- (\*\*) Term: **14 Years**
- (21) Appl. No.: **29/492,372**
- (22) Filed: **May 30, 2014**
- (51) **LOC (10) Cl.** ..... **15-09**
- (52) **U.S. Cl.**  
USPC ..... **D15/123**
- (58) **Field of Classification Search**  
USPC ..... D8/397, 399; D15/20, 28, 123, 138  
See application file for complete search history.

- D501,788 S \* 2/2005 Richardson ..... D34/24
- D518,361 S \* 4/2006 Jassenoff ..... D34/26
- 7,059,802 B1 \* 6/2006 Geier ..... E01C 19/286  
404/117
- 7,186,056 B2 \* 3/2007 Magee ..... E01C 19/286  
404/117
- 7,674,070 B2 \* 3/2010 Fluent ..... B06B 1/166  
404/122
- D672,634 S \* 12/2012 Phillips ..... D8/358
- 8,328,464 B2 \* 12/2012 Sina ..... E01C 19/286  
404/117
- D679,169 S \* 4/2013 Else ..... D8/349
- 8,585,317 B1 \* 11/2013 Sina ..... E02D 3/074  
404/117
- 8,608,403 B2 \* 12/2013 Thiesse ..... E01C 19/286  
404/117
- 8,961,066 B2 \* 2/2015 Darscheid ..... E01C 19/38  
404/117
- 9,039,324 B2 \* 5/2015 Ackermann ..... E01C 19/282  
404/117
- D732,451 S \* 6/2015 Xiong ..... D12/209
- 9,062,420 B2 \* 6/2015 Scharer ..... E02D 3/074
- D745,063 S \* 12/2015 Loew ..... D15/20
- 9,206,564 B2 \* 12/2015 Marsolek ..... E01C 19/286

\* cited by examiner

*Primary Examiner* — Patricia Palasik  
(74) *Attorney, Agent, or Firm* — Harness, Dickey & Pierce,  
P.L.C.

(56) **References Cited**  
U.S. PATENT DOCUMENTS

- 3,026,781 A \* 3/1962 Schafer ..... E01C 19/282  
404/117
- 4,554,868 A \* 11/1985 Zimmer ..... B30B 9/30  
100/229 R
- D287,020 S \* 12/1986 Falk ..... D15/138
- 4,759,659 A \* 7/1988 Copie ..... B06B 1/165  
366/125
- 4,927,289 A \* 5/1990 Artzberger ..... B06B 1/166  
404/117
- 5,134,893 A \* 8/1992 Hukki ..... B06B 1/163  
366/128
- 5,284,998 A \* 2/1994 Lima ..... B65D 85/84  
405/129.1
- 5,361,692 A \* 11/1994 Zimmer ..... B30B 9/3032  
100/229 A
- D390,449 S \* 2/1998 Whitehead ..... D8/359
- 5,762,176 A \* 6/1998 Patterson ..... B65G 27/20  
198/766
- 6,224,293 B1 \* 5/2001 Smith ..... B06B 1/164  
404/117
- 6,347,708 B1 \* 2/2002 Ostergaard ..... B07B 1/42  
209/326

(57) **CLAIM**  
The ornamental design for a head plate for compaction drum,  
as shown and described.

**DESCRIPTION**

FIG. 1 is a perspective view of a head plate for compaction drum according to my new design;  
FIG. 2 is a front view of a head plate for compaction drum according to my new design;  
FIG. 3 is a rear view of a head plate for compaction drum according to my new design;  
FIG. 4 is a left view of a head plate for compaction drum according to my new design;  
FIG. 5 is a right view of a head plate for compaction drum according to my new design;  
FIG. 6 is a top plan view of a head plate for compaction drum according to my new design; and,  
FIG. 7 is a bottom view of a head plate for compaction drum according to my new design.

**1 Claim, 7 Drawing Sheets**

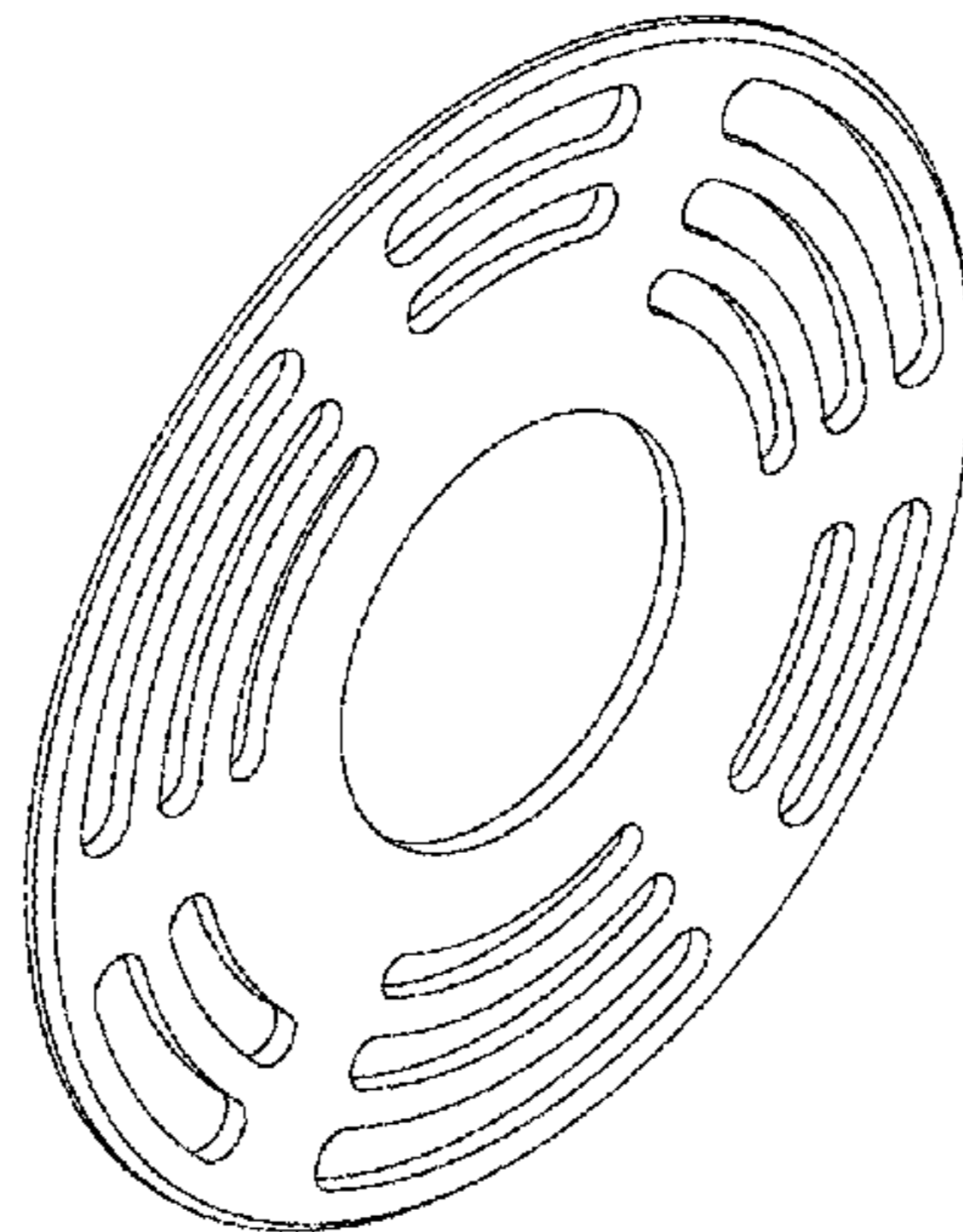


Fig. 1

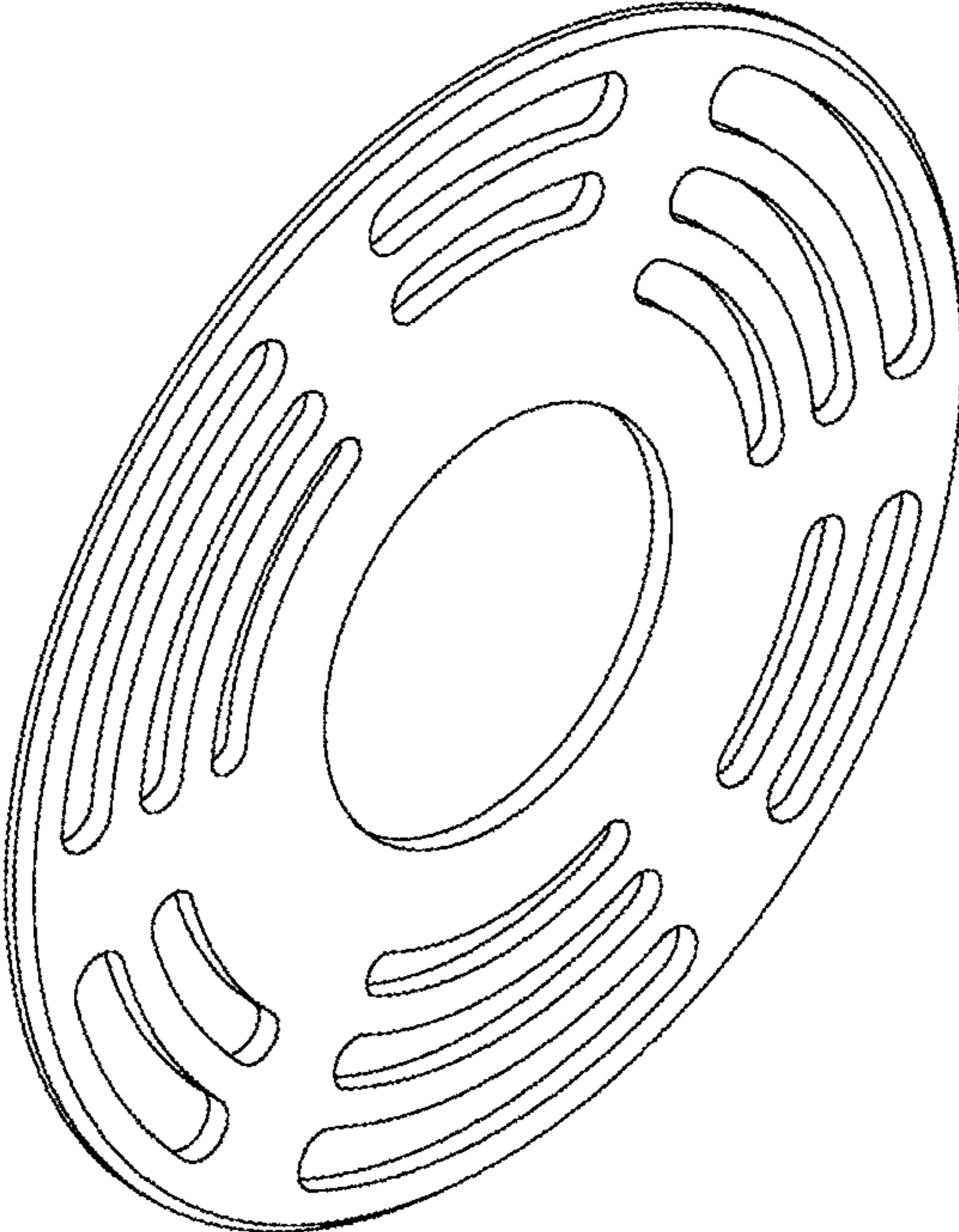


Fig. 2



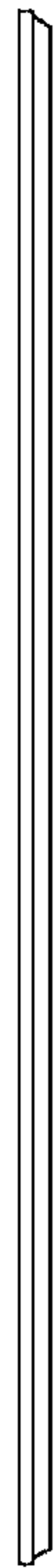


Fig. 3




**Fig. 4**



**Fig. 5**



**Fig. 6**



**Fig. 7**

