



US00D757086S

(12) **United States Design Patent**  
**Kang**

(10) **Patent No.:** **US D757,086 S**

(45) **Date of Patent:** **\*\* May 24, 2016**

(54) **COMBINED DISPLAY FOR AN ELECTRONIC DEVICE AND ELECTRONIC DEVICE WITH AN ANIMATED GRAPHICAL USER INTERFACE**

(71) Applicant: **Samsung Electronics Co., Ltd.**,  
Suwon-Si, Gyeonggi-Do (KR)

(72) Inventor: **Kyung-A Kang**, Seoul (KR)

(73) Assignee: **Samsung Electronics Co., Ltd.**,  
Gyeonggi-do (KR)

(\*\*) Term: **14 Years**

(21) Appl. No.: **29/433,852**

(22) Filed: **Oct. 5, 2012**

(30) **Foreign Application Priority Data**

Apr. 6, 2012 (KR) ..... 30 2012 0016476

(51) **LOC (10) Cl.** ..... **14-02**

(52) **U.S. Cl.**  
USPC ..... **D14/488**

(58) **Field of Classification Search**  
USPC ..... D14/485-95; D18/24-33; D19/6, 52;  
D20/11; D21/324-33; 715/700-867,  
715/973-77; D6/575, 578

CPC ..... G06F 3/048-3/04897  
See application file for complete search history.

(56) **References Cited**

**U.S. PATENT DOCUMENTS**

5,497,454 A \* 3/1996 Bates et al. .... 715/799  
D595,726 S \* 7/2009 Akimoto ..... D14/485  
D615,546 S \* 5/2010 Lundy et al. .... D14/485  
D628,205 S \* 11/2010 Lemay ..... D14/486  
D662,942 S \* 7/2012 Trabona et al. .... D14/488

8,464,295 B2 \* 6/2013 Stallings et al. .... 725/53  
D687,453 S \* 8/2013 Jung et al. .... D14/486  
D699,744 S \* 2/2014 Ho Kushner et al. .... D14/488  
D701,524 S \* 3/2014 Kim et al. .... D14/486  
D708,200 S \* 7/2014 Yu et al. .... D14/486  
D717,817 S \* 11/2014 Yu et al. .... D14/486  
2005/0138575 A1 \* 6/2005 Hashimoto et al. .... 715/815  
2008/0168381 A1 \* 7/2008 Nelson et al. .... 715/780  
2011/0252302 A1 \* 10/2011 Yalovsky ..... 715/234

\* cited by examiner

*Primary Examiner* — Melanie H Tung

(74) *Attorney, Agent, or Firm* — Harness, Dickey & Pierce

(57) **CLAIM**

I claim the ornamental design for a combined display for an electronic device and electronic device with an animated graphical user interface, as shown and described.

**DESCRIPTION**

FIG. 1 is a front view of the first image of a combined display for an electronic device and electronic device with an animated graphical user interface showing my new design;

FIG. 2 is a front view of a second image thereof;

FIG. 3 is a front view of a third image thereof;

FIG. 4 is a front view of a fourth image thereof;

FIG. 5 is a front view of a fifth image thereof; and,

FIG. 6 is a front view of a sixth image thereof.

The display of the electronic device is transparent.

The outer broken line showing of an electronic device forms no part of the claimed design.

The interior dash-dot broken line represents the bounds of the claim and forms no part of the claimed design. The broken line showing of the letters forms no part of the claimed design.

The appearance of the image transitions sequentially between the images shown in FIGS. 1-6. The process or period in which an image transitions to another forms no part of the claimed design.

**1 Claim, 3 Drawing Sheets**

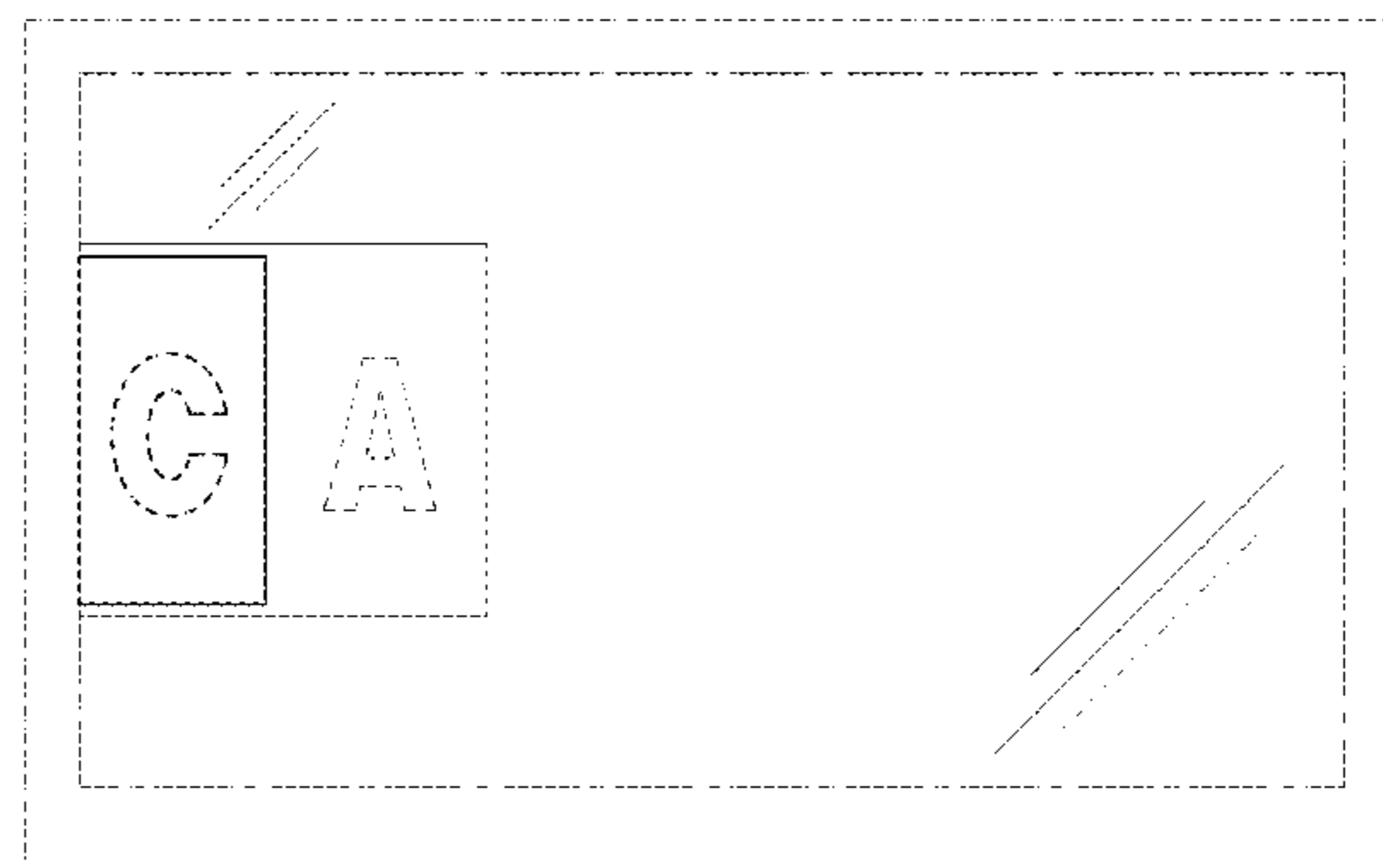



FIG.1




FIG.2




FIG.3

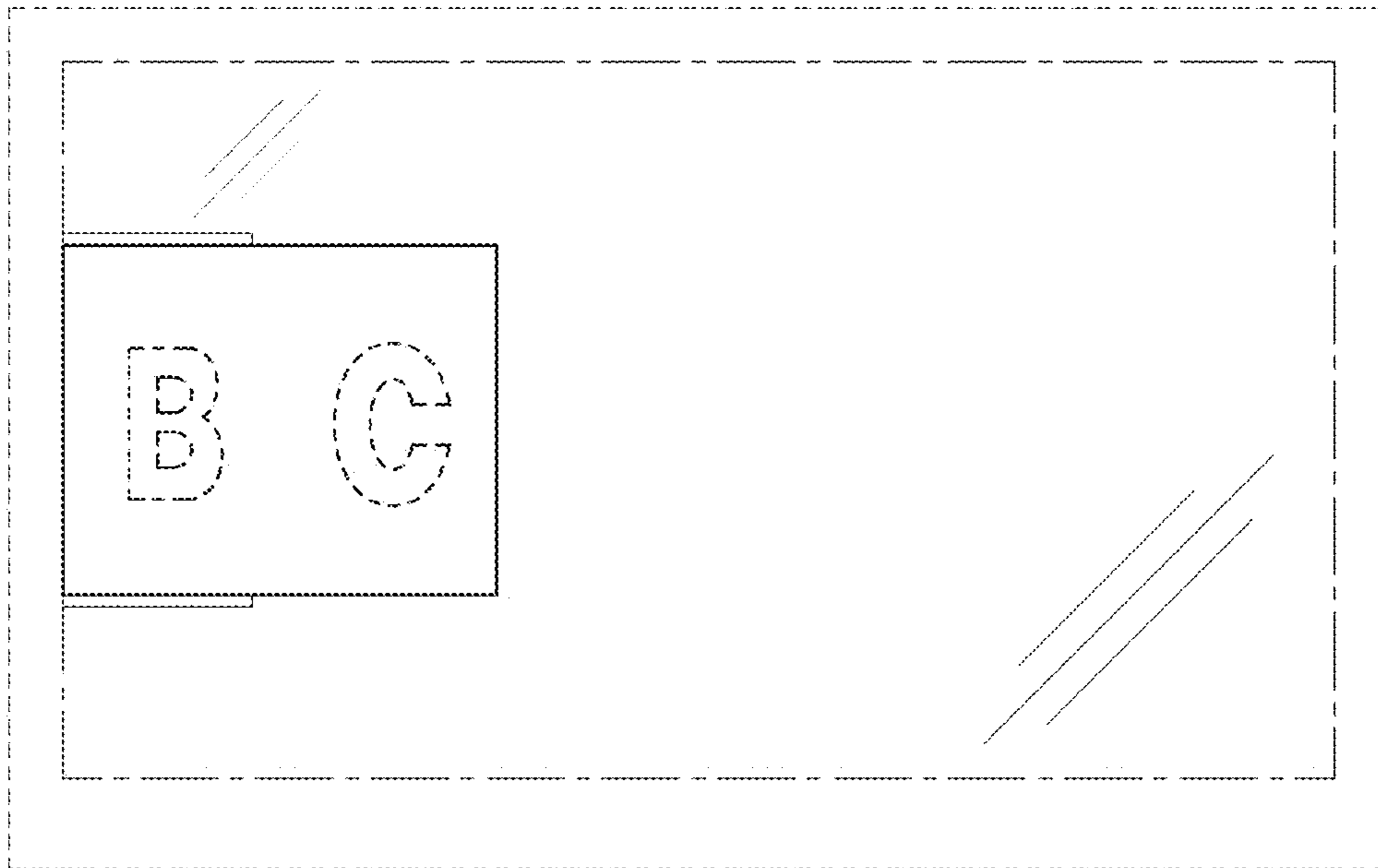


FIG.4

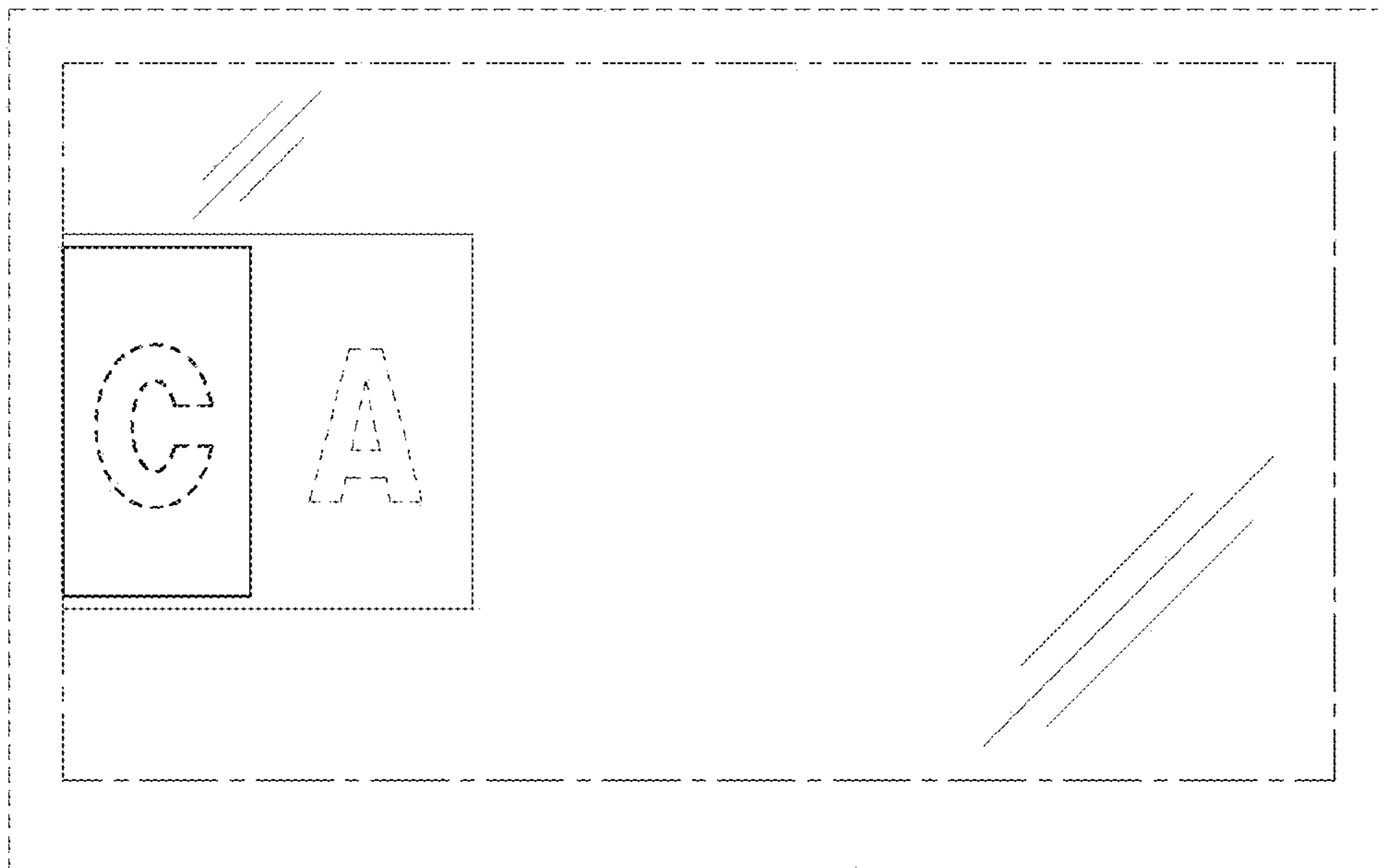


FIG.5

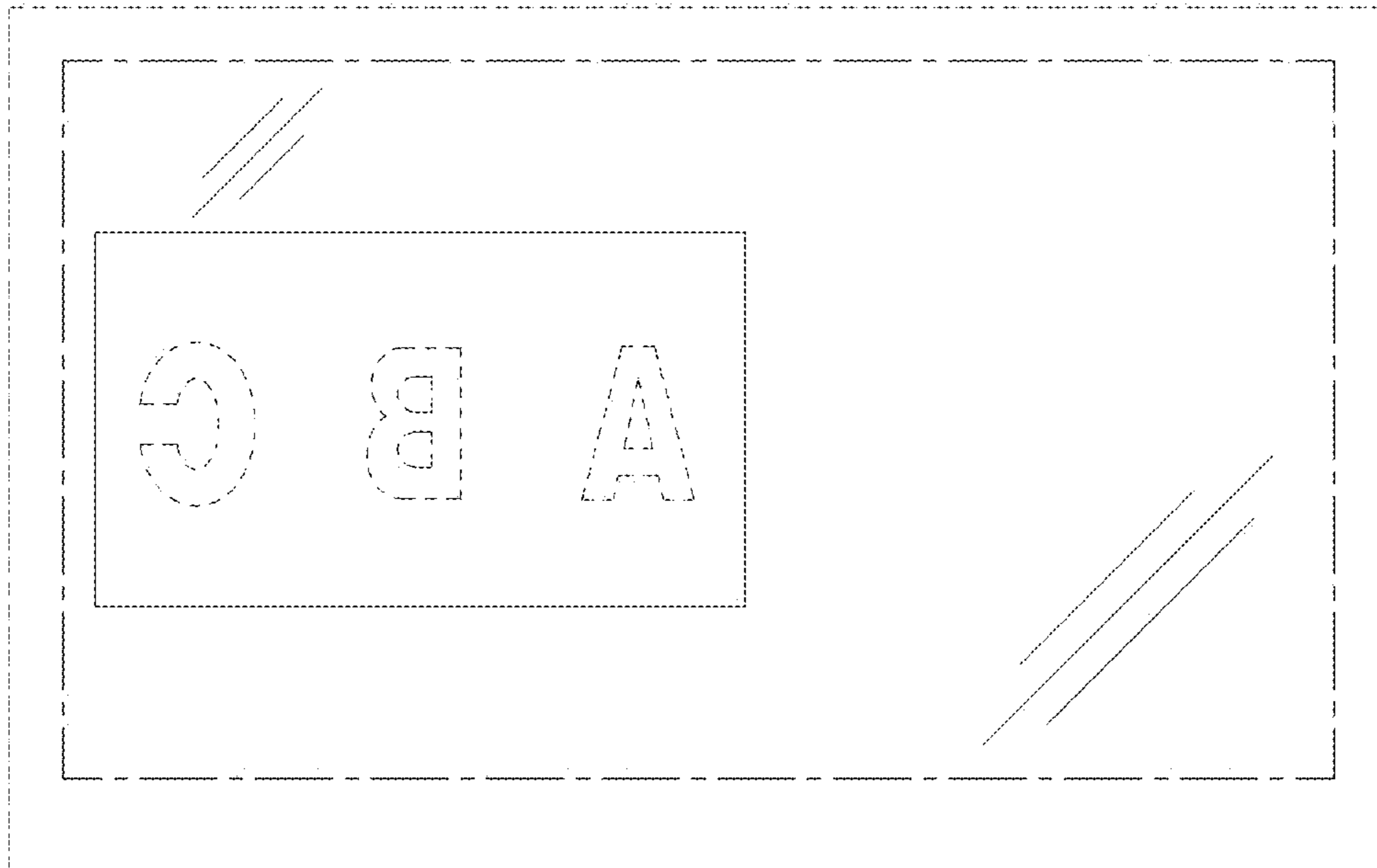


FIG.6

