



US00D756991S

(12) **United States Design Patent**  
**Day et al.**

(10) **Patent No.:** **US D756,991 S**  
(45) **Date of Patent:** **\*\* May 24, 2016**

(54) **DESKTOP COMPUTER**

(56) **References Cited**

(71) Applicant: **Hewlett-Packard Development Company, L.P.**, Houston, TX (US)

U.S. PATENT DOCUMENTS

(72) Inventors: **Matt David Day**, Houston, TX (US);  
**Glenn Wong**, Houston, TX (US)

D618,232 S \* 6/2010 O'Neil ..... D14/314  
D661,668 S \* 6/2012 Rose ..... D13/184  
D702,677 S \* 4/2014 Choi ..... D14/314

(73) Assignee: **Hewlett-Packard Development Company, L.P.**, Houston, TX (US)

\* cited by examiner

(\*\*) Term: **14 Years**

*Primary Examiner* — Freda S Nunn

(21) Appl. No.: **29/524,217**

(74) *Attorney, Agent, or Firm* — Morgan Lewis & Bockius LLP

(22) Filed: **Apr. 17, 2015**

(57) **CLAIM**

The ornamental design for a desktop computer, as shown and described.

(51) **LOC (10) Cl.** ..... **14-02**

**DESCRIPTION**

(52) **U.S. Cl.**  
USPC ..... **D14/314**

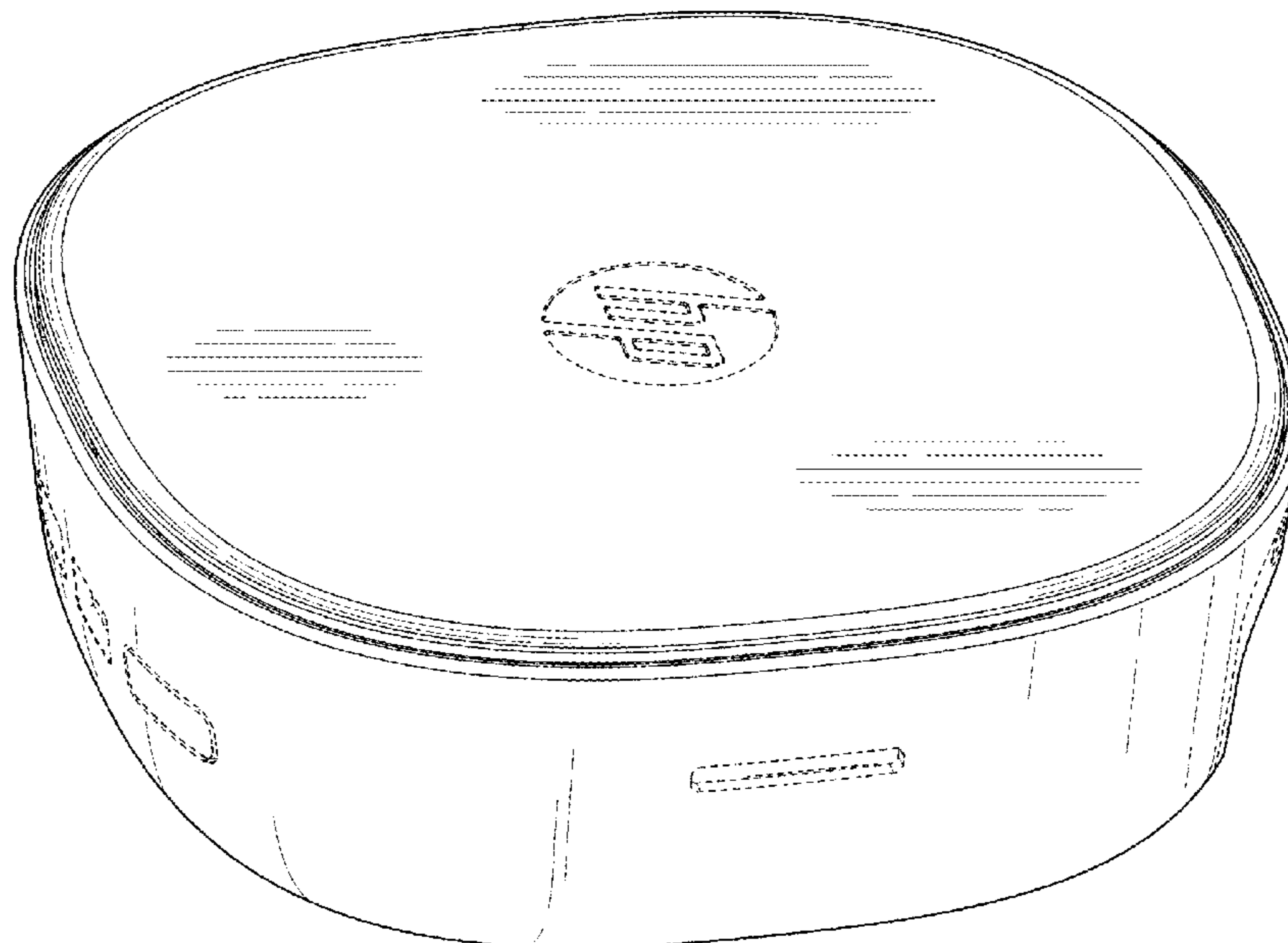
(58) **Field of Classification Search**  
USPC ..... D14/240, 300, 301, 308, 313, 314,  
D14/348-356, 364-368, 441-446, 188;  
D13/123, 158, 162, 184, 199;  
312/223.1-223.3, 351.11;  
360/99.01-99.12; 369/34.01-36.01;  
361/679.31-679.33, 679.37, 679.39,  
361/679.46, 679.53, 679.4, 679.41, 727  
CPC ..... G06F 1/20; G06F 1/181; G06F 1/187;  
G06F 1/183; G06F 1/184; H05K 7/16; H05K  
7/1424; H05K 7/1409; H05K 7/20; H05K  
7/20545; H05K 7/20727; H05H 7/20; G11B  
33/126; G11B 33/128; G11B 33/08

FIG. 1 is a top perspective view of an embodiment of a desktop computer in accordance with our new design;  
FIG. 2 is a right-side elevational view of the desktop computer shown in FIG. 1;  
FIG. 3 is a left-side elevational view of the desktop computer shown in FIG. 1;  
FIG. 4 is a front elevational view of the desktop computer shown in FIG. 1;  
FIG. 5 is a rear elevational view of the desktop computer shown in FIG. 1;  
FIG. 6 is a top plan view of the desktop computer shown in FIG. 1; and,  
FIG. 7 is a bottom plan view of the desktop computer shown in FIG. 1.

The broken lines shown in the drawings represent portions of the desktop computer that form no part of the claimed design.

See application file for complete search history.

**1 Claim, 5 Drawing Sheets**



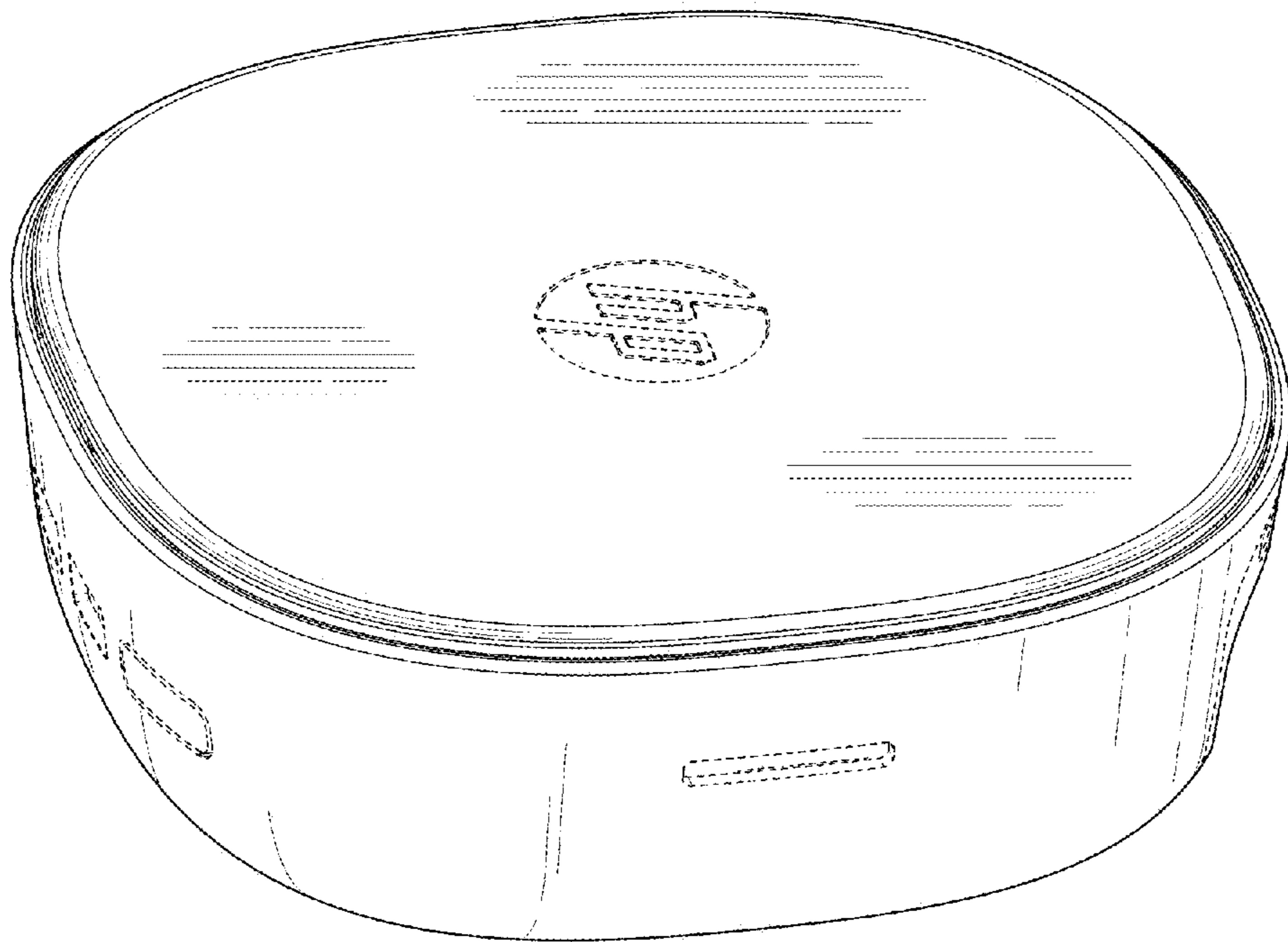


FIG. 1

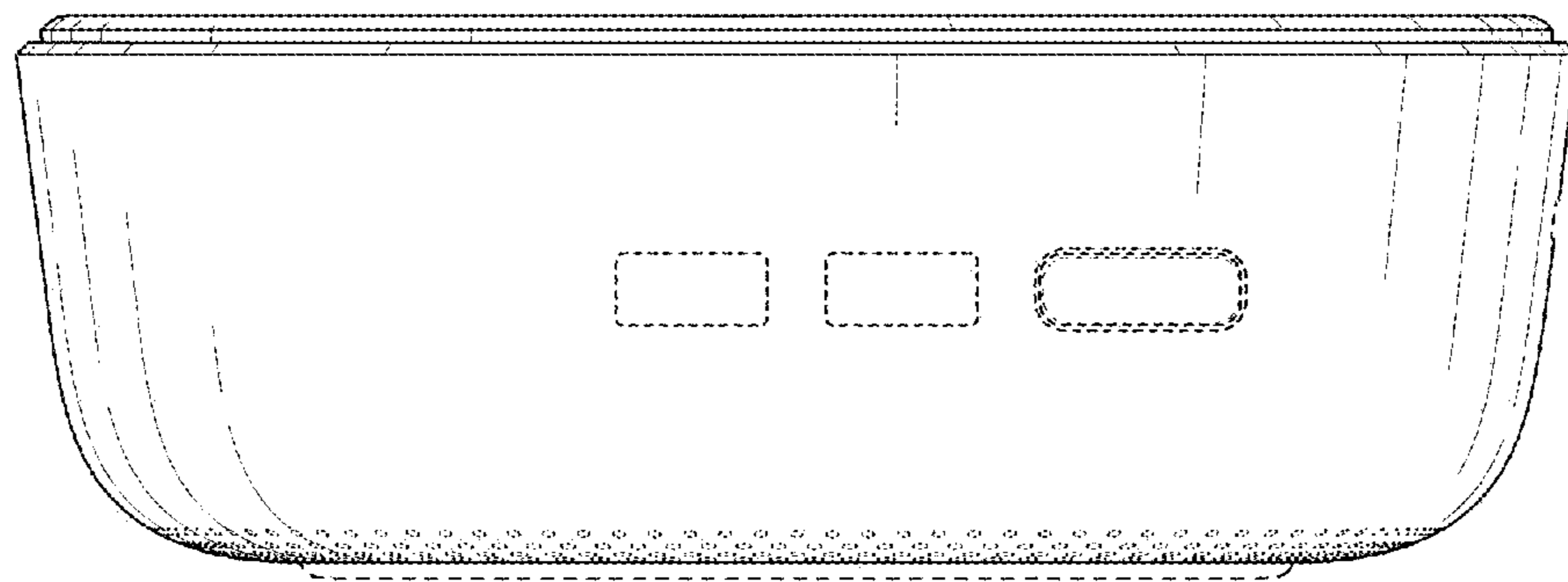


FIG. 2




FIG. 3

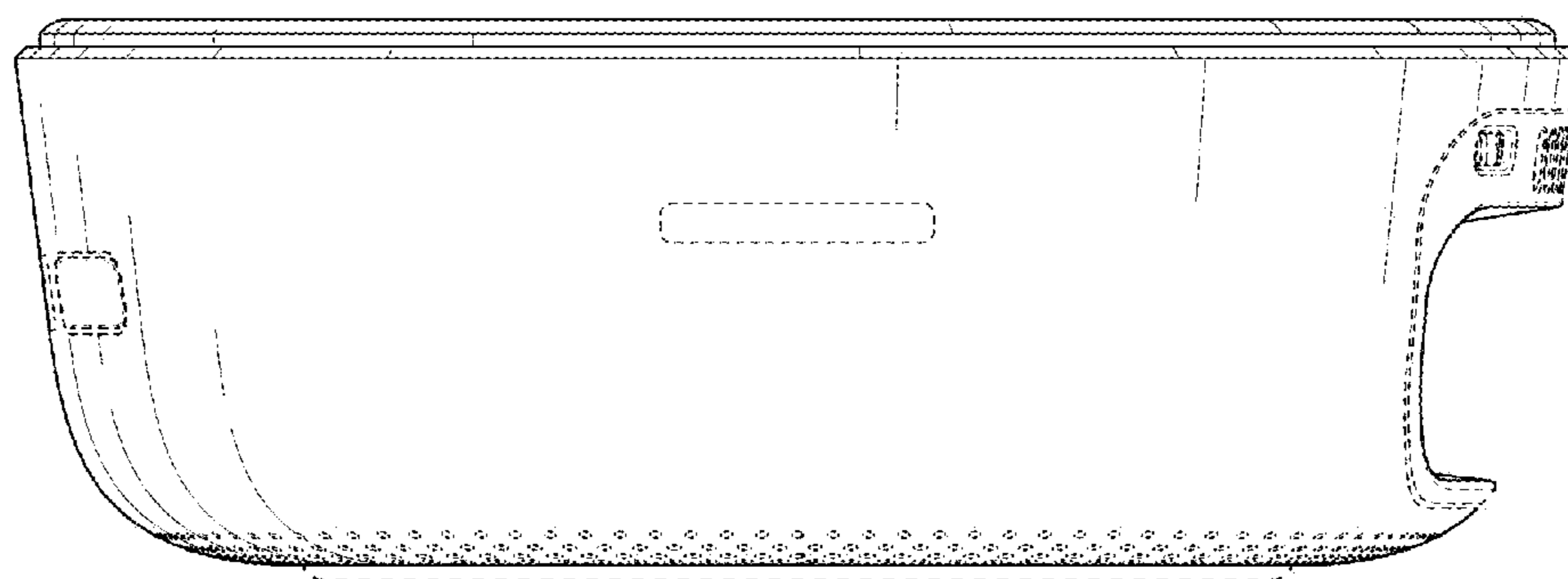


FIG. 4

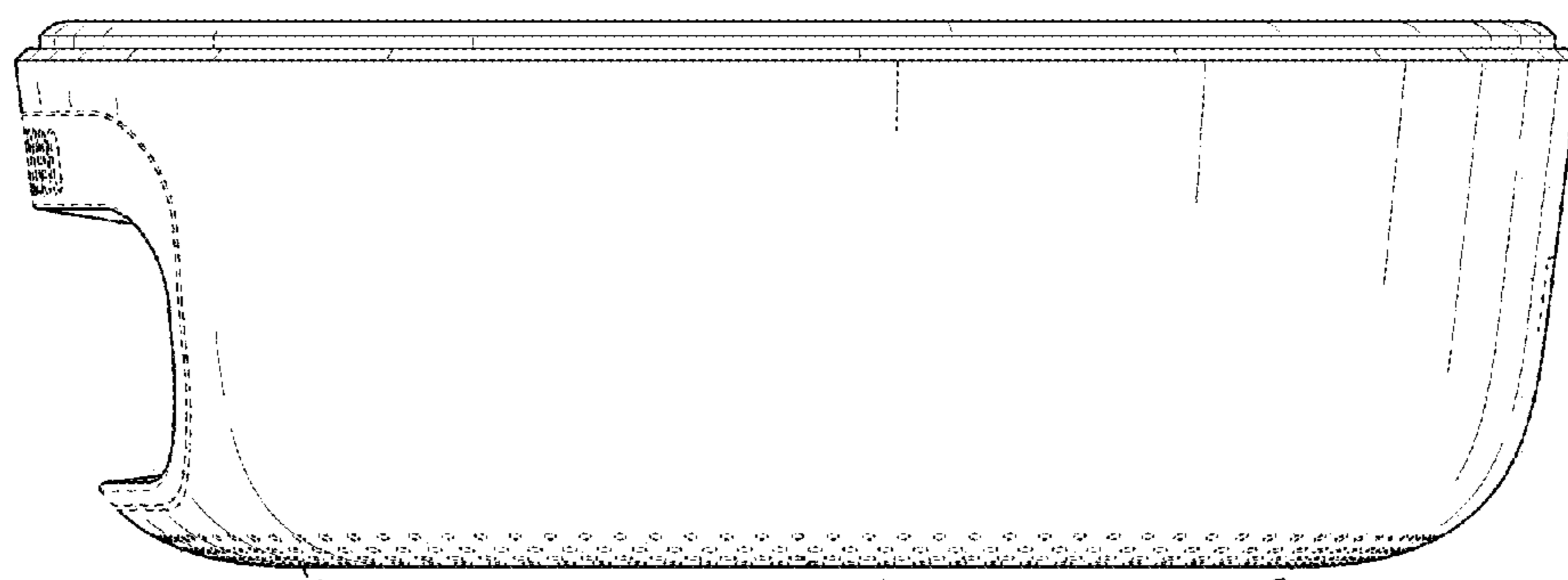


FIG. 5




FIG. 6




FIG. 7