



US00D756989S

(12) **United States Design Patent**
Sekine et al.

(10) **Patent No.:** **US D756,989 S**

(45) **Date of Patent:** **** May 24, 2016**

(54) **OPTICAL DISK RECORDER**

(71) Applicant: **Panasonic Intellectual Property Management Co., Ltd.**, Osaka (JP)

(72) Inventors: **Takeshi Sekine**, Osaka (JP); **Yutaka Yoshii**, Shiga (JP); **Hiroshi Chino**, Osaka (JP)

(73) Assignee: **Panasonic Intellectual Property Management Co., Ltd.**, Osaka (JP)

(**) Term: **14 Years**

(21) Appl. No.: **29/514,883**

(22) Filed: **Jan. 16, 2015**

(30) **Foreign Application Priority Data**

Nov. 6, 2014 (JP) 2014-024707

(51) **LOC (10) Cl.** **14-03**

(52) **U.S. Cl.**
USPC **D14/260.1**

(58) **Field of Classification Search**
USPC D14/496, 498-511, 260.1; 720/603,
720/607-611
CPC G11B 17/056
See application file for complete search history.

(56) **References Cited**

U.S. PATENT DOCUMENTS

4,561,085 A * 12/1985 Funabashi G11B 17/056
720/607
D310,837 S * 9/1990 Takimoto D14/503

D314,198 S * 1/1991 Ito D14/503
D385,261 S * 10/1997 Akiba D14/260.1
D475,045 S * 5/2003 Ku D14/260.1
D479,713 S * 9/2003 Sadatsuki D14/260.1
D481,034 S * 10/2003 Okano D14/260.1
D483,754 S * 12/2003 Ueno D14/260.1
D495,690 S * 9/2004 Lin D14/260.1
D502,941 S * 3/2005 Nakata D14/260.1
D506,997 S * 7/2005 Matsui D14/260.1

* cited by examiner

Primary Examiner — Sandra Morris

(74) *Attorney, Agent, or Firm* — Panasonic Patent Center

(57) **CLAIM**

We claim the ornamental design for an optical disk recorder, as shown and described.

DESCRIPTION

FIG. 1 is a front perspective view of an optical disk recorder of the present invention;
FIG. 2 is a front view thereof;
FIG. 3 is a rear perspective view thereof;
FIG. 4 is a first side view thereof;
FIG. 5 is a second side view thereof;
FIG. 6 is a top view thereof;
FIG. 7 is a bottom view thereof;
FIG. 8 is an end view taken along the line 8-8 in FIG. 2;
FIG. 9 is a front perspective view thereof shown in an opened position; and,
FIG. 10 is a second side view thereof in an opened position. The broken line showing of optical disk recorder is included for the purpose of illustrating environment and forms no part of the claimed design.

1 Claim, 10 Drawing Sheets

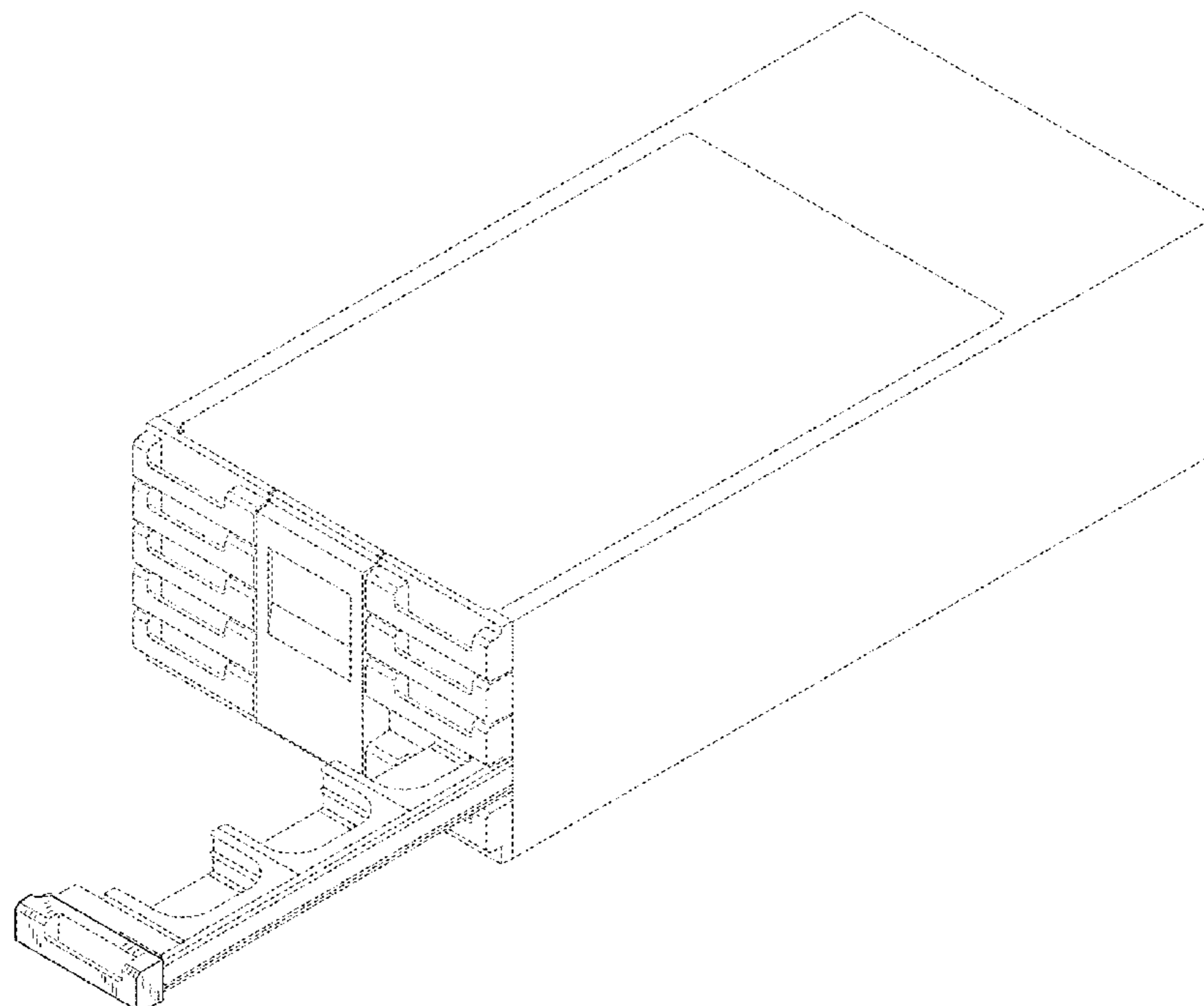


FIG. 1

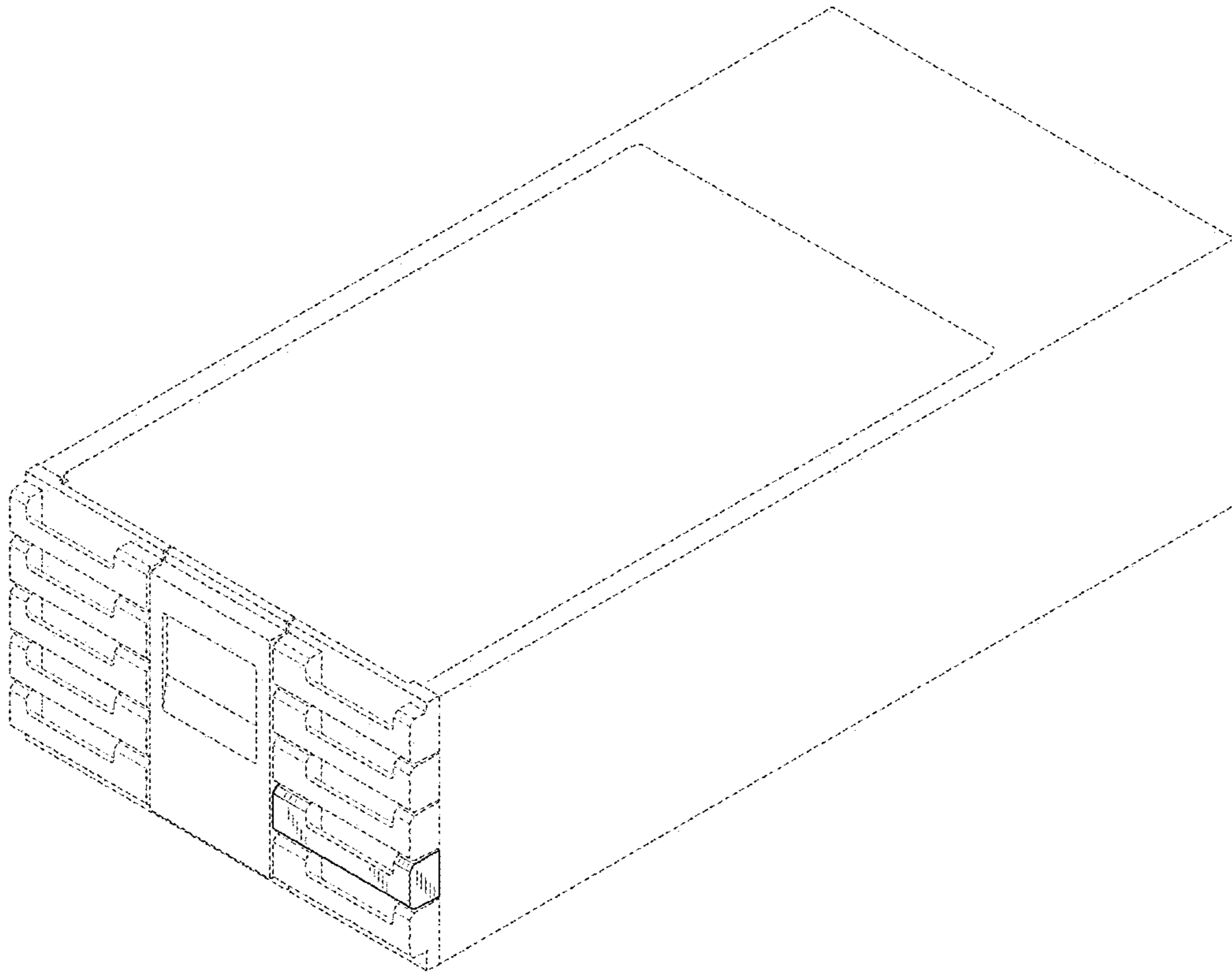


FIG. 2

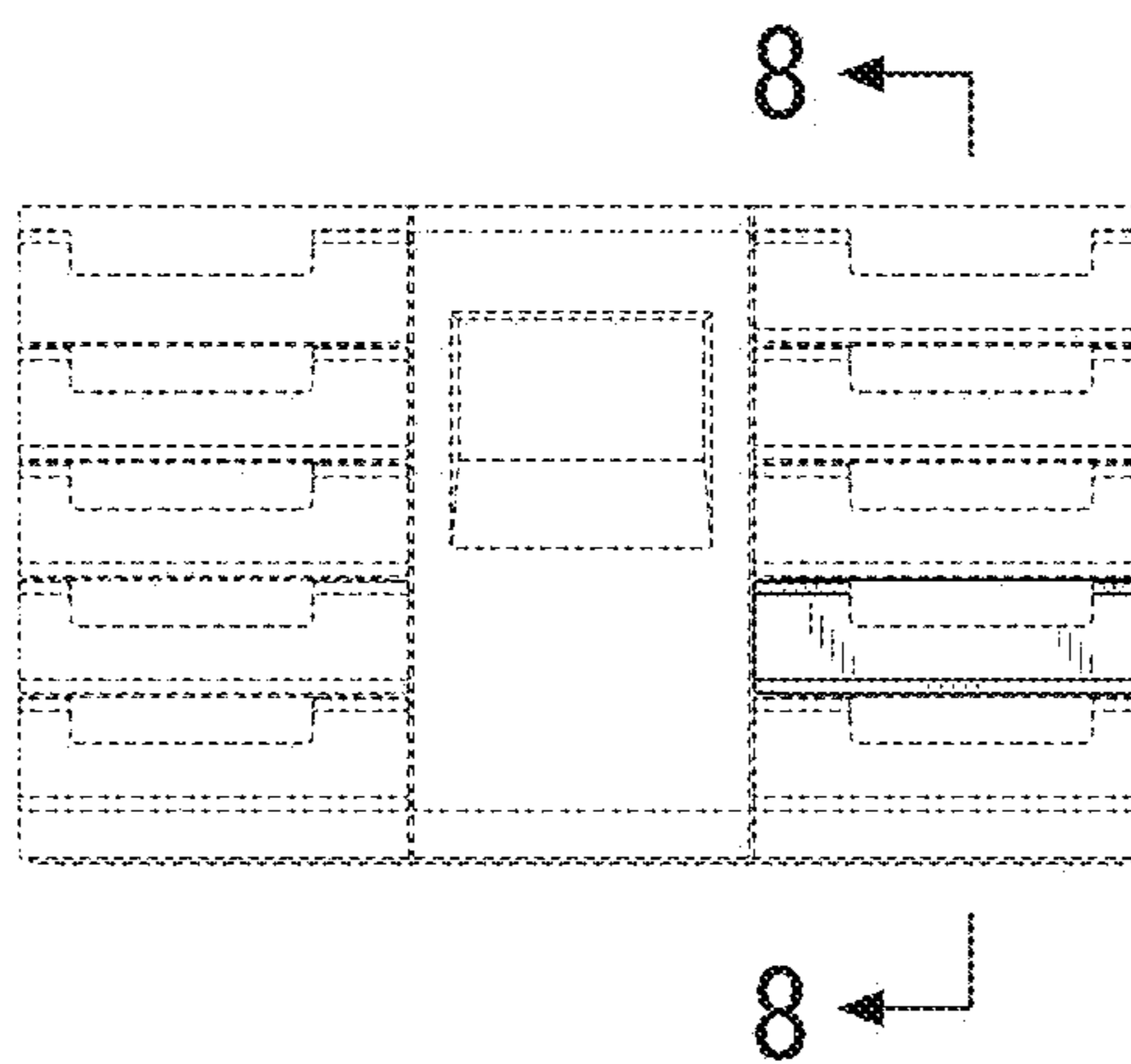


FIG. 3




FIG. 4




FIG. 5




FIG. 6




FIG. 7




FIG. 8

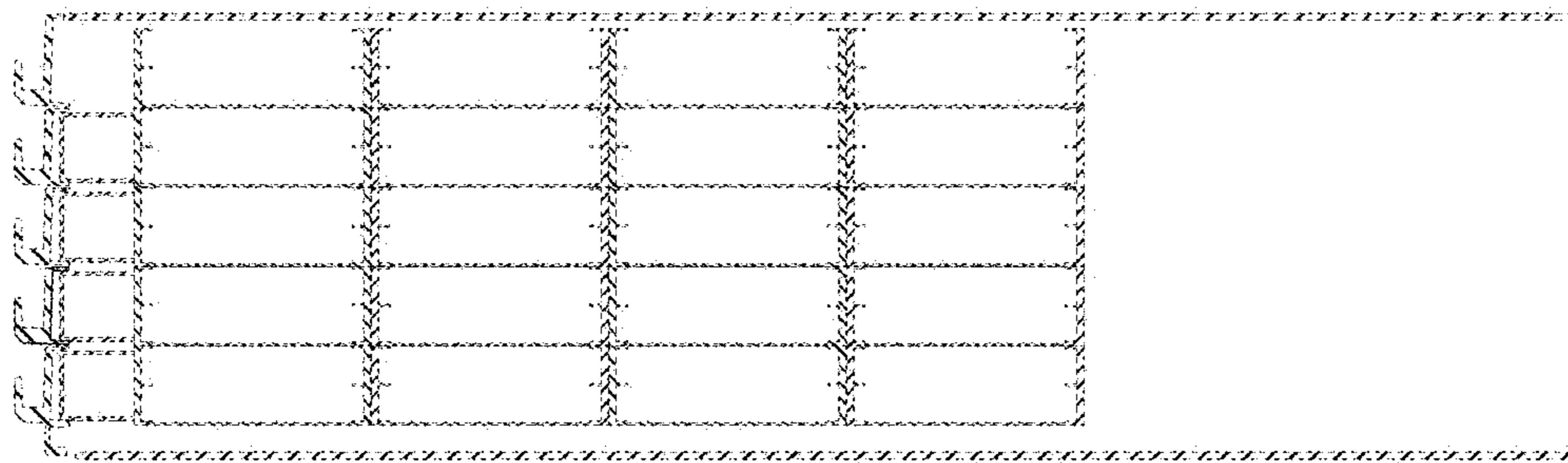


FIG. 9

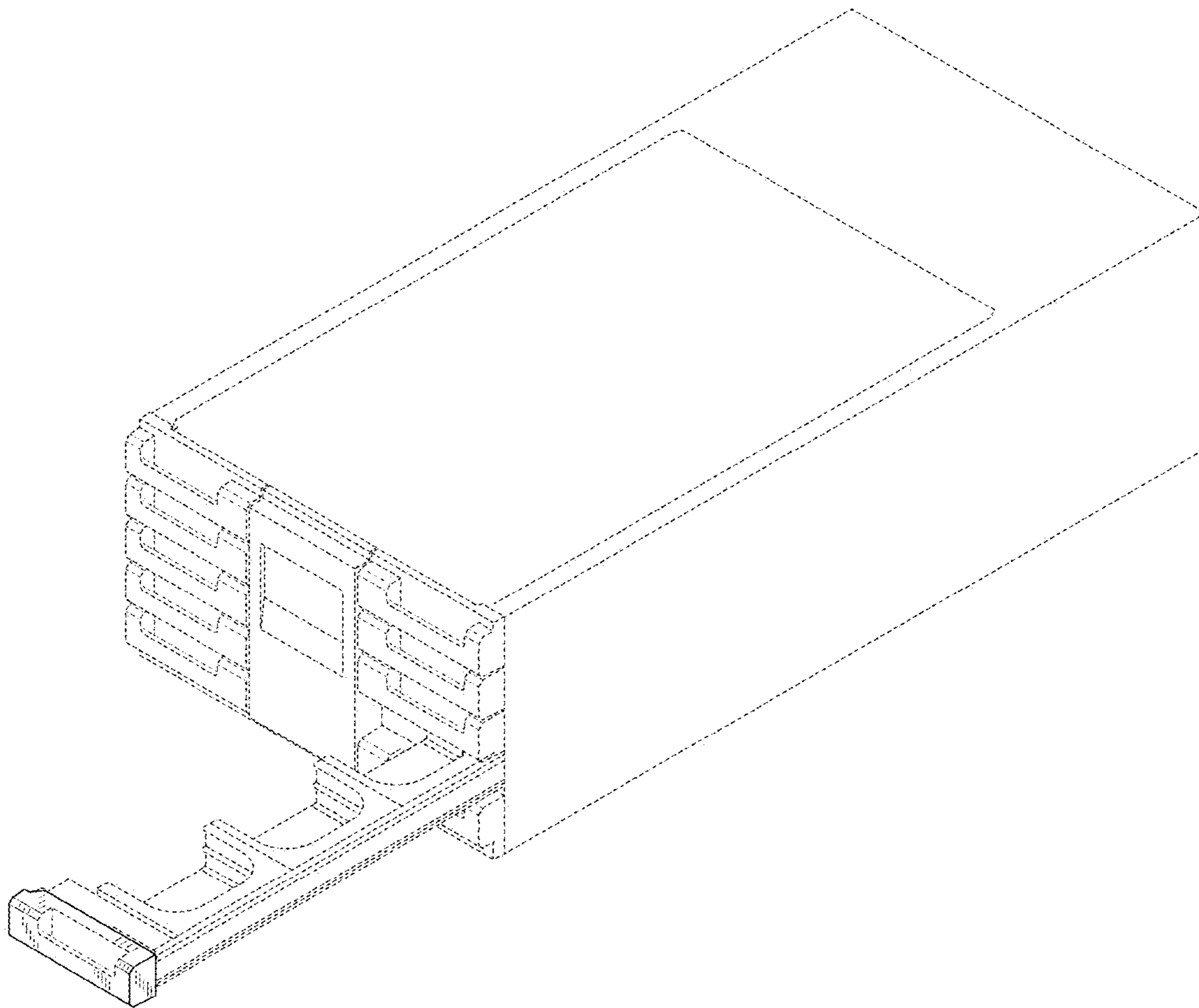


FIG. 10

