



US00D756986S

(12) **United States Design Patent**
O'Neill et al.

(10) **Patent No.:** **US D756,986 S**

(45) **Date of Patent:** **** May 24, 2016**

(54) **MOBILE DEVICE ACCESSORY INSERT**

(71) Applicant: **olloclip, LLC**, Huntington Beach, CA (US)

(72) Inventors: **Patrick D. O'Neill**, Huntington Beach, CA (US); **Chong Pak**, Lakewood, CA (US); **Joshua Cantor**, Huntington Beach, CA (US); **Ryan Nguyen**, Fountain View, CA (US); **Jason Patrick**, Long Beach, CA (US); **Daniel Arato**, Los Angeles, CA (US)

(73) Assignee: **olloclip, LLC**, Huntington Beach, CA (US)

(**) Term: **14 Years**

(21) Appl. No.: **29/504,214**

(22) Filed: **Oct. 2, 2014**

(51) **LOC (10) Cl.** **14-02**

(52) **U.S. Cl.**
USPC **D14/252**

(58) **Field of Classification Search**
USPC D13/184; D14/142, 144, 217, 238.1, D14/240, 251, 252, 253, 432, 433, 434; D16/242, 244, 245; 206/701; 248/224.7; 320/114, 115; 359/205.1; 455/90.3, 575.1

See application file for complete search history.

(56) **References Cited**

U.S. PATENT DOCUMENTS

6,665,524 B1 12/2003 Niemann
D557,207 S * 12/2007 Aguilar D13/108

D574,837 S * 8/2008 Hooks, Jr. D14/453
D584,313 S * 1/2009 Pittel D14/434
D595,722 S * 7/2009 Miyawaki D14/253
D618,689 S * 6/2010 Shimizu D14/434
D710,363 S * 8/2014 Wengreen D14/432
D731,290 S * 6/2015 Nardo D14/253

OTHER PUBLICATIONS

<http://www.phoneboat.com/> Available on Apr. 15, 2013.*
U.S. Appl. No. 29/498,598, filed Aug. 5, 2014, O'Neill.

* cited by examiner

Primary Examiner — Susan Bennett Hattan

Assistant Examiner — Leanne Was

(74) *Attorney, Agent, or Firm* — Knobbe, Martens, Olson & Bear, LLP

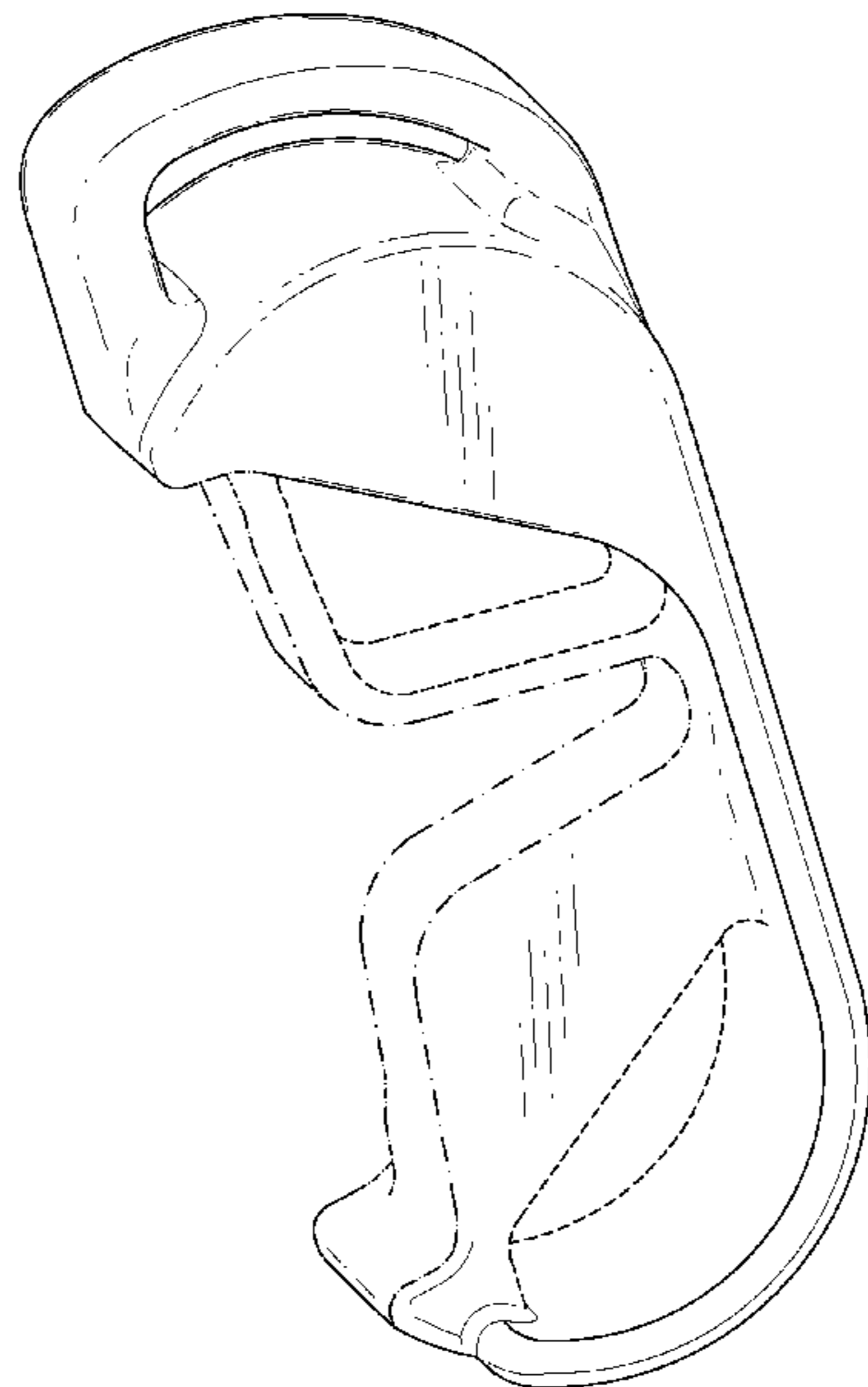
(57) **CLAIM**

The ornamental design for a mobile device accessory insert, as shown and described.

DESCRIPTION

FIG. 1 is a front, top, and left side perspective view of a mobile device accessory insert;
FIG. 2 is a front side elevation view thereof;
FIG. 3 is a back side elevation view thereof;
FIG. 4 is a top plan view thereof;
FIG. 5 is a bottom plan view thereof;
FIG. 6 is a left side elevation view thereof; and,
FIG. 7 is a right side elevation view thereof.
The dot-dash-dot broken lines along the left edge of the mobile device accessory insert denote unclaimed boundaries of the claimed design. The dash-dash broken lines depict portions of the mobile device accessory insert that form no part of the claimed design.

1 Claim, 5 Drawing Sheets



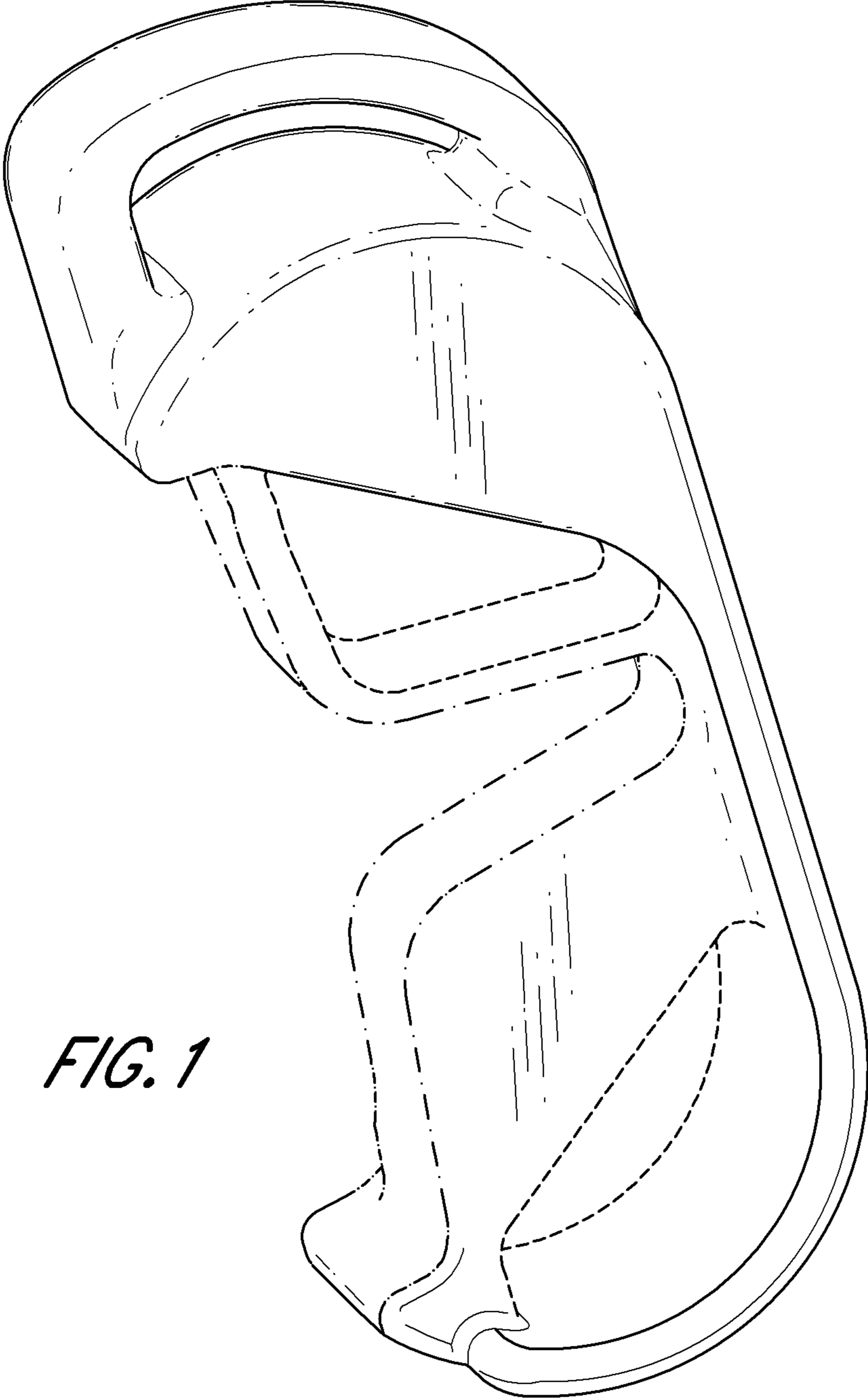


FIG. 1

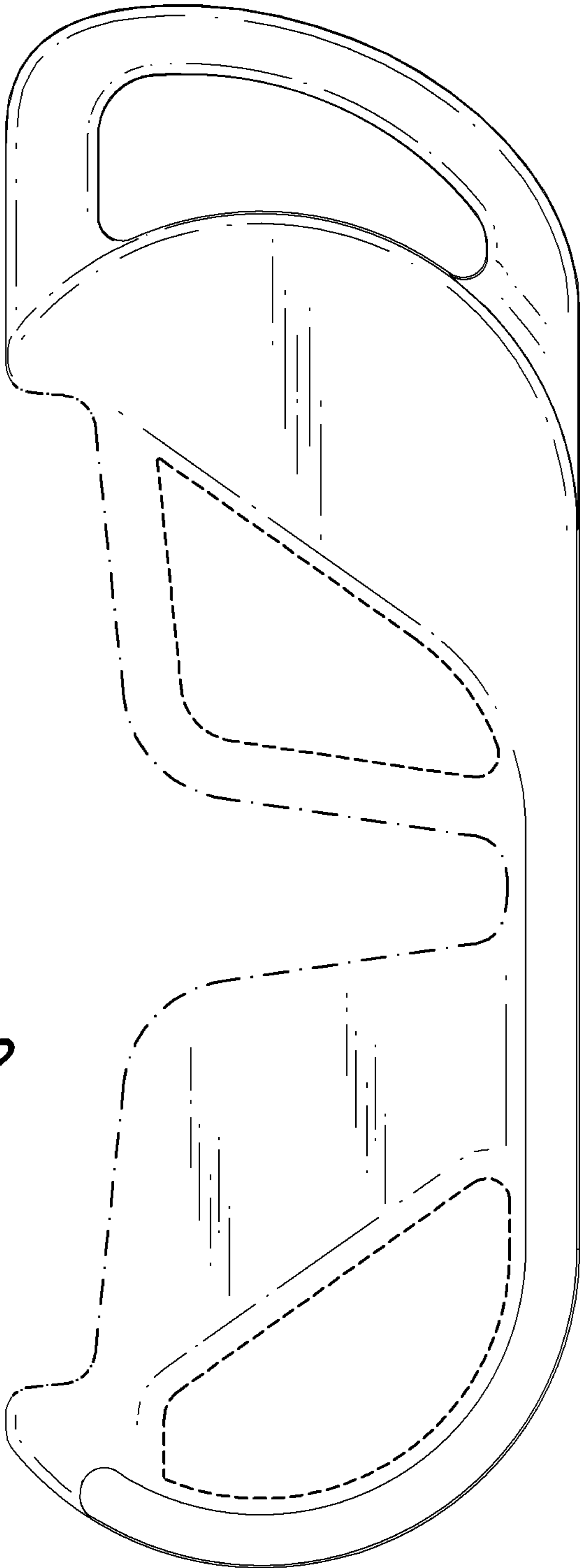


FIG. 2

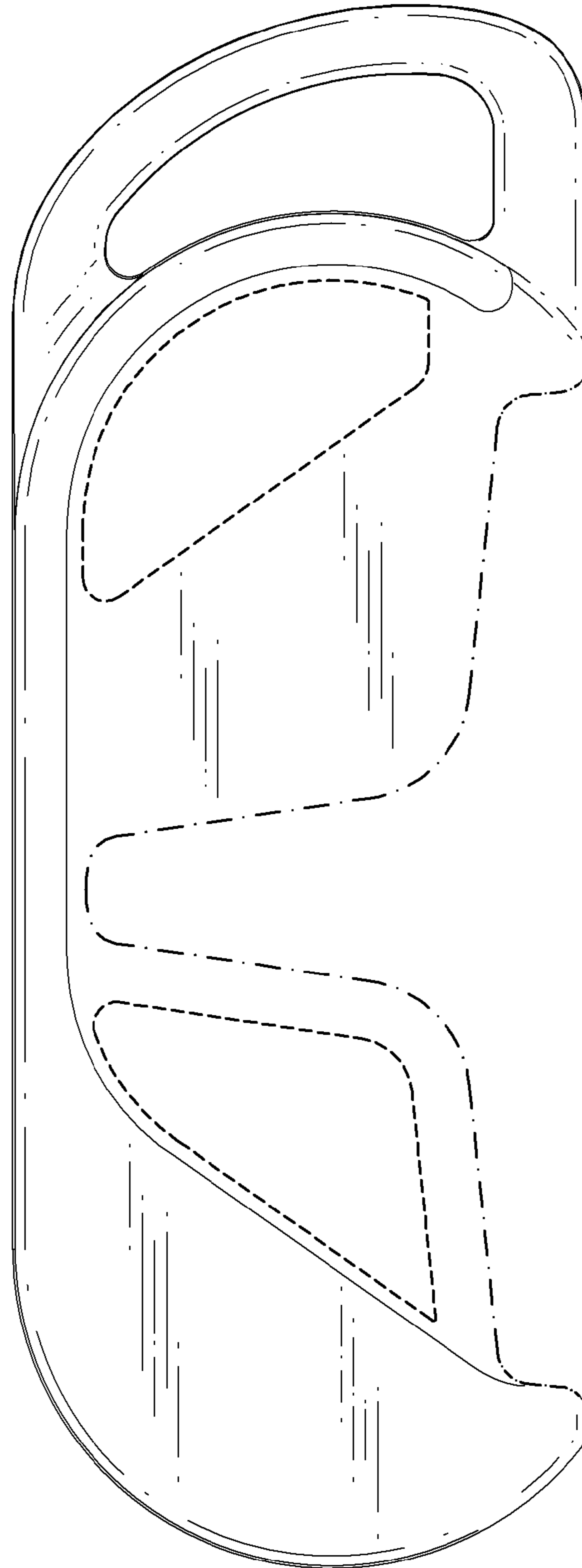


FIG. 3

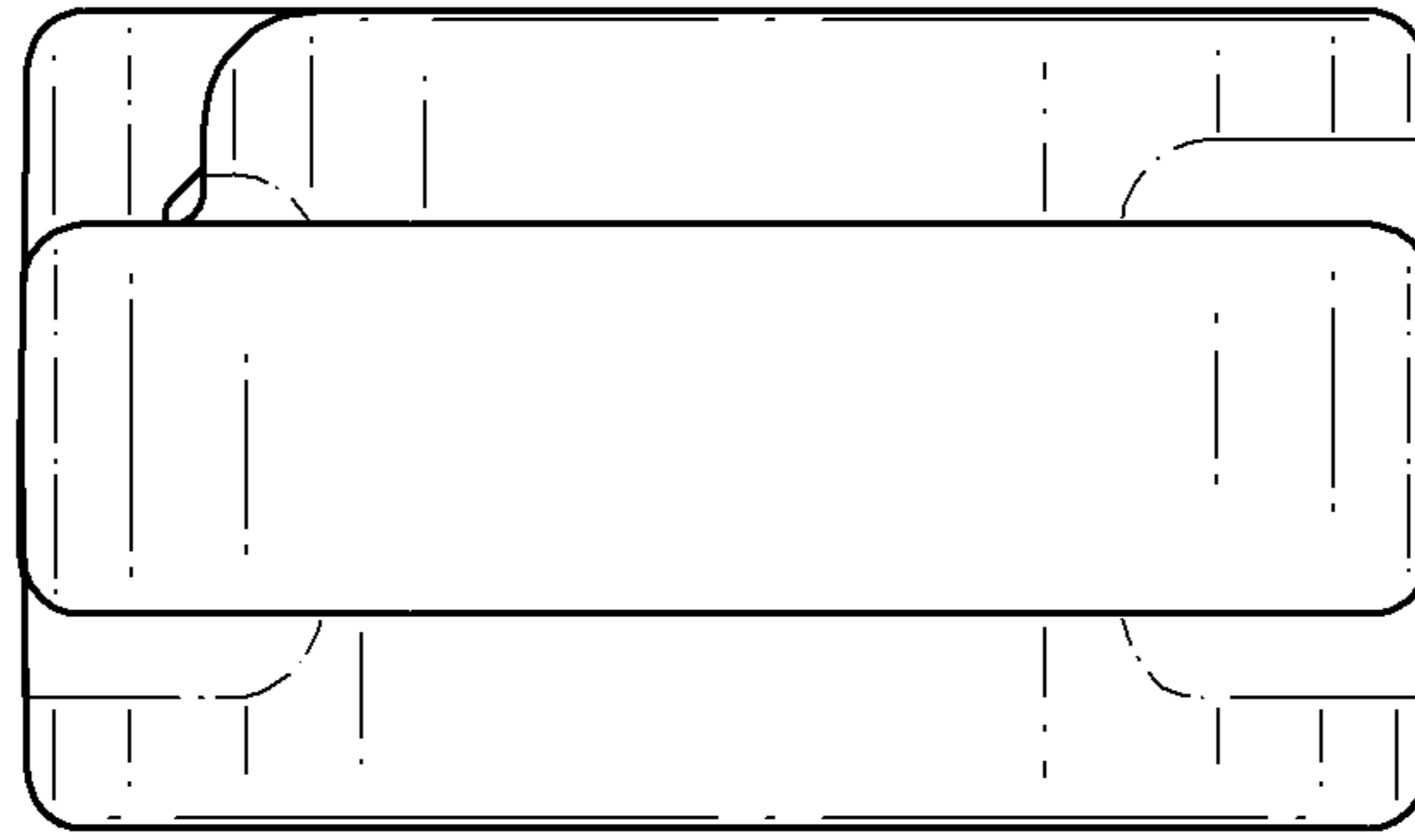


FIG. 4




FIG. 5

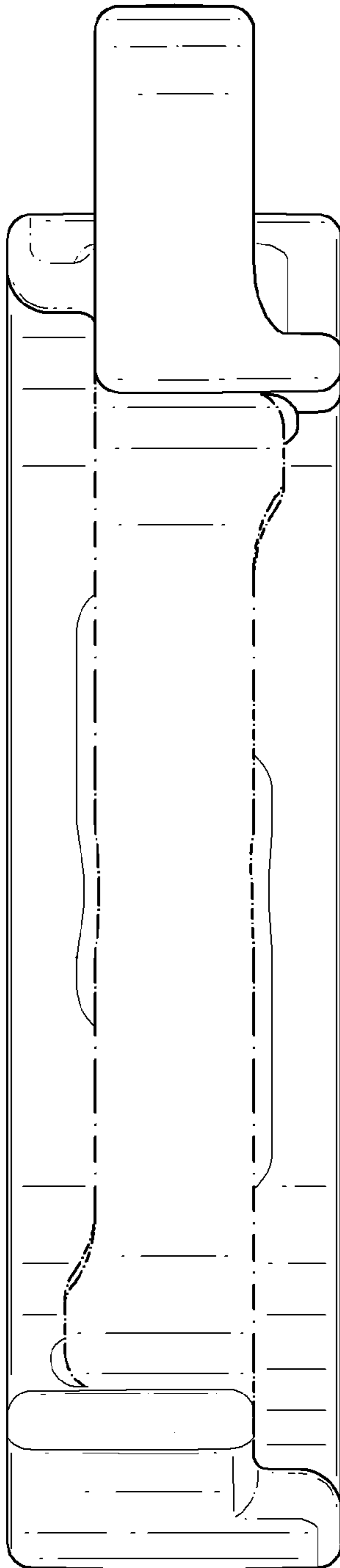


FIG. 6



FIG. 7