

US00D756983S

(12) **United States Design Patent**
Karlsson et al.

(10) **Patent No.:** **US D756,983 S**
(45) **Date of Patent:** **** May 24, 2016**

(54) **MOBILE PHONE COVER**

(71) Applicant: **Neonode Inc.**, San Jose, CA (US)

(72) Inventors: **John Karlsson**, Märsta (SE); **Lars Sparf**, Vällingby (SE); **Thomas Eriksson**, Stockholm (SE)

(73) Assignee: **Neonode Inc.**, San Jose, CA (US)

(**) Term: **14 Years**

(21) Appl. No.: **29/512,043**

(22) Filed: **Dec. 16, 2014**

Related U.S. Application Data

(63) Continuation-in-part of application No. 13/775,269, filed on Feb. 25, 2013, now Pat. No. 8,917,239.

(51) **LOC (10) Cl.** **14-03**

(52) **U.S. Cl.**
USPC **D14/250**

(58) **Field of Classification Search**
USPC D14/238.1, 250, 440, 203.3–203.7, 217, D14/240, 248, 251–253, 447, 496; D3/201, D3/218, 247, 269, 273, 301, 303; D13/103, 107–108, 119
CPC A45C 1/06; A45C 11/00; A45C 13/02; A45C 2011/002; A45F 5/02; A45F 2005/026; A45F 2200/0525; A45F 2200/0516; H04B 1/3888; H04M 1/0283; H04M 1/0202
See application file for complete search history.

(56) **References Cited**

U.S. PATENT DOCUMENTS

D294,827 S * 3/1988 Woodfork 224/250
D469,438 S * 1/2003 Corrales D14/432
D535,252 S * 1/2007 Sandnes D13/108
D544,487 S * 6/2007 Hussaini D14/434

D565,290 S * 4/2008 Brandenburg D3/218
D609,464 S * 2/2010 Bullen D3/218
D610,579 S * 2/2010 Behar D14/250
D616,360 S * 5/2010 Huang D13/103
D627,771 S * 11/2010 Smith D14/253
D641,974 S * 7/2011 Stampfli D3/218
D683,954 S * 6/2013 Izen D3/218
D720,338 S * 12/2014 Nousiainen D14/248
D725,093 S * 3/2015 Sun D14/250
9,077,013 B2 * 7/2015 Huang H01M 2/1022
2007/0232372 A1 * 10/2007 Plaster H04B 1/3888
455/575.6
2008/0268963 A1 * 10/2008 Deutchman A45C 11/00
463/47
2010/0210308 A1 * 8/2010 Sherman G06F 1/1626
455/558

* cited by examiner

Primary Examiner — Carla Jobe Wright

(74) *Attorney, Agent, or Firm* — Soquel Group LLC


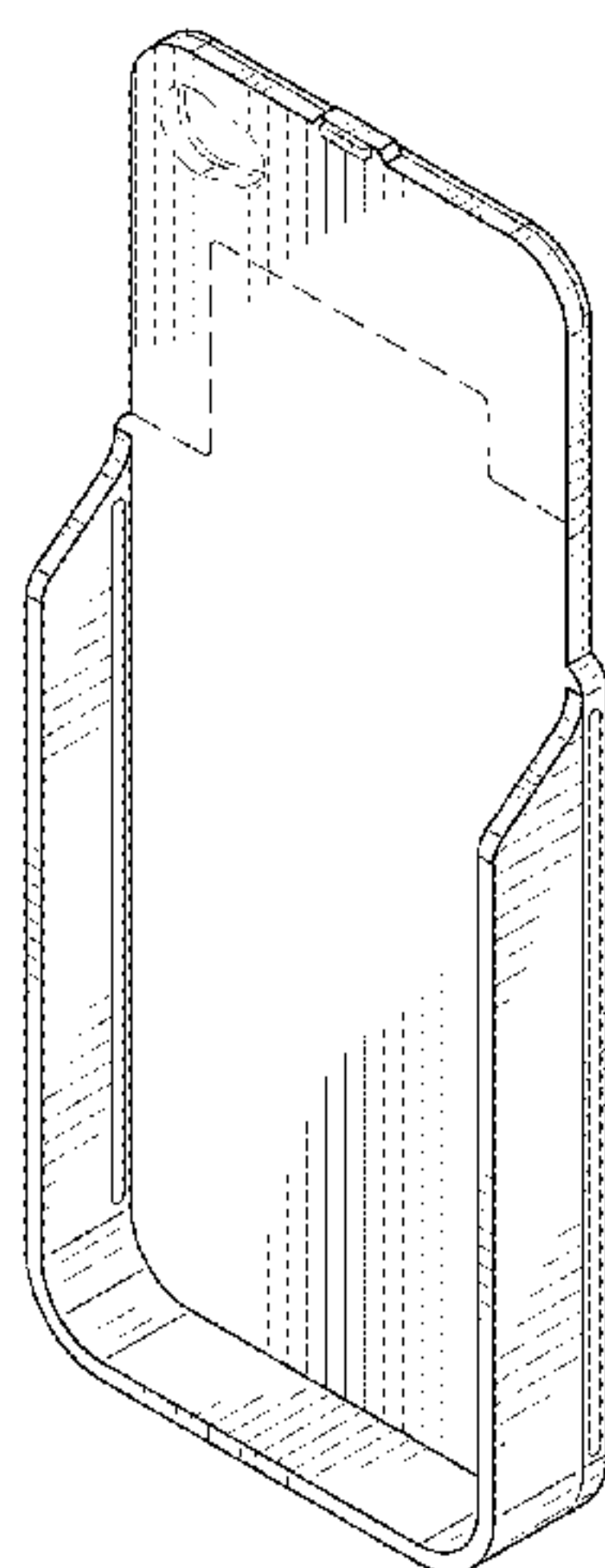
(57) **CLAIM**

The ornamental design for a mobile phone cover, substantially as shown and described.

DESCRIPTION

FIG. 1 is a front perspective view of a mobile phone cover showing our new design;
FIG. 2 is a rear perspective view thereof;
FIG. 3 is a front view thereof;
FIG. 4 is a rear view thereof;
FIG. 5 is a left side view thereof, the right side view being a mirror image of the left side;
FIG. 6 is a top view thereof; and,
FIG. 7 is a bottom view thereof.
The broken lines immediately adjacent the shaded surfaces represent boundaries of the claimed design. All other broken lines depict environmental structure that forms no part of the claimed design. The broken lines form no part of the claimed design.

1 Claim, 3 Drawing Sheets



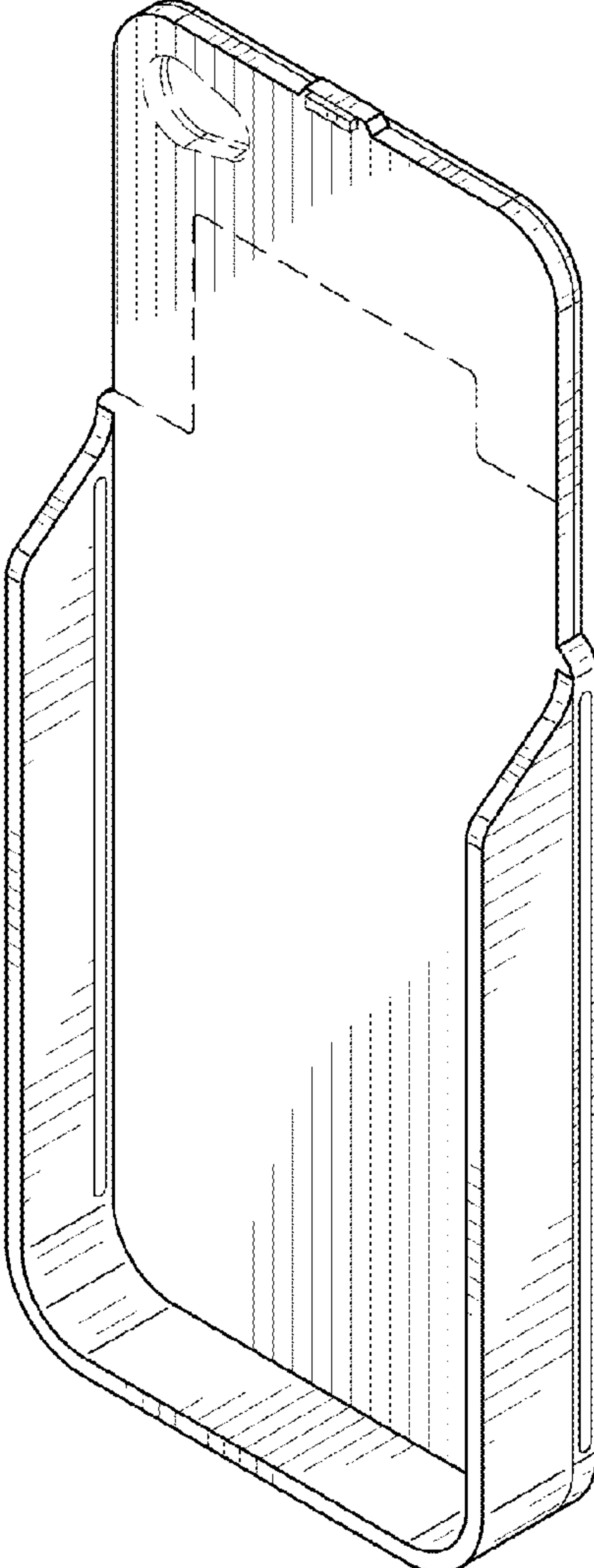


FIG. 1

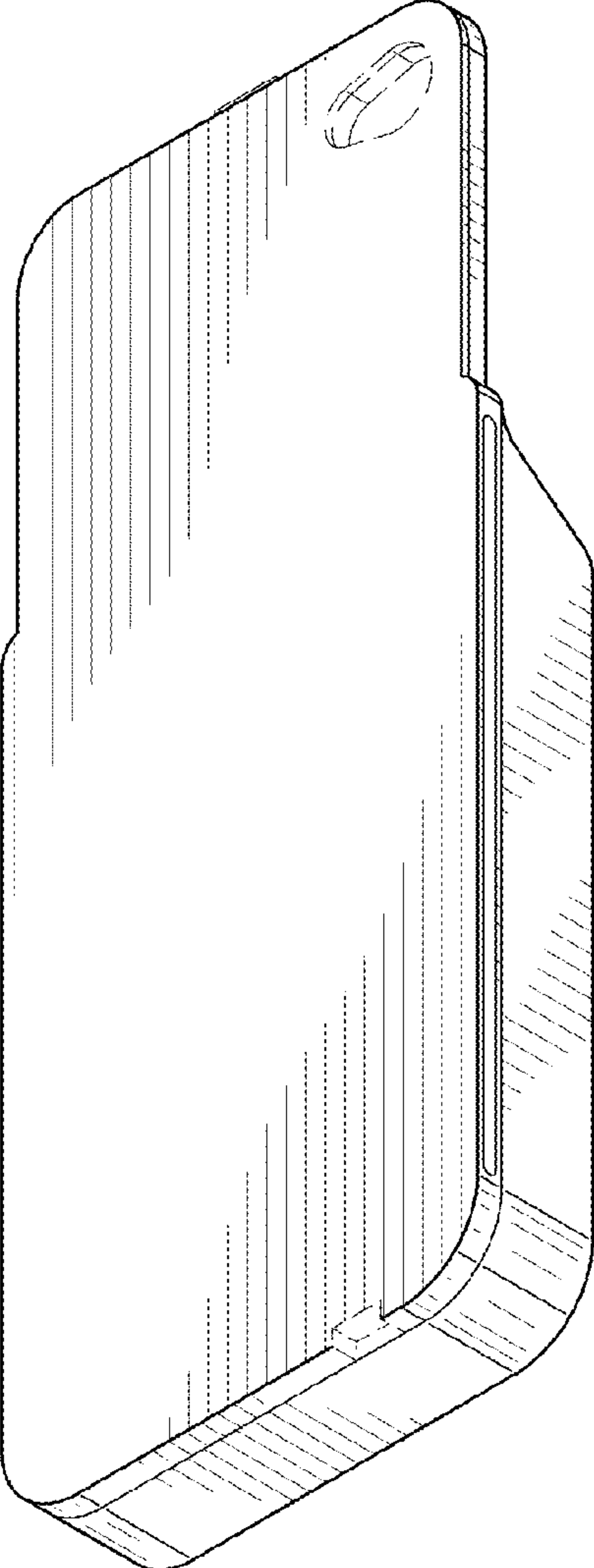


FIG. 2

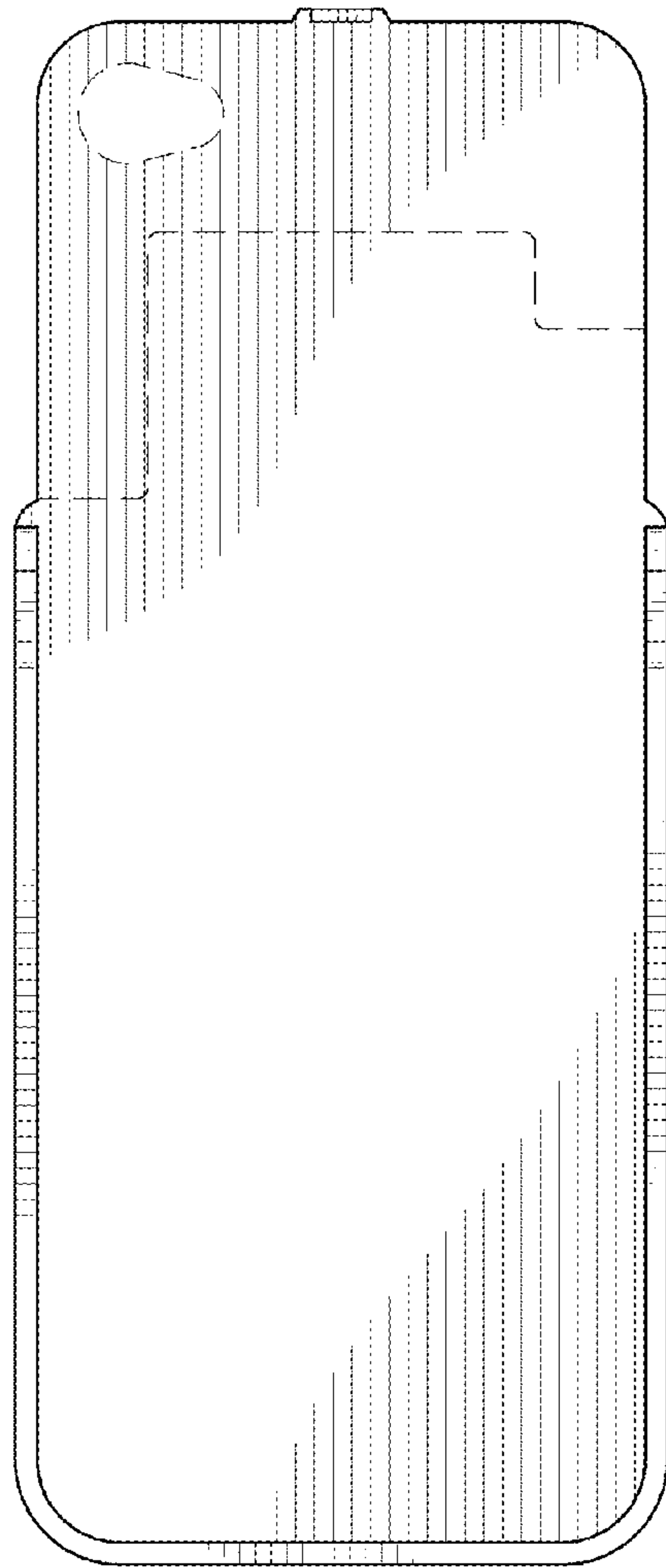


FIG. 3




FIG. 4




FIG. 5

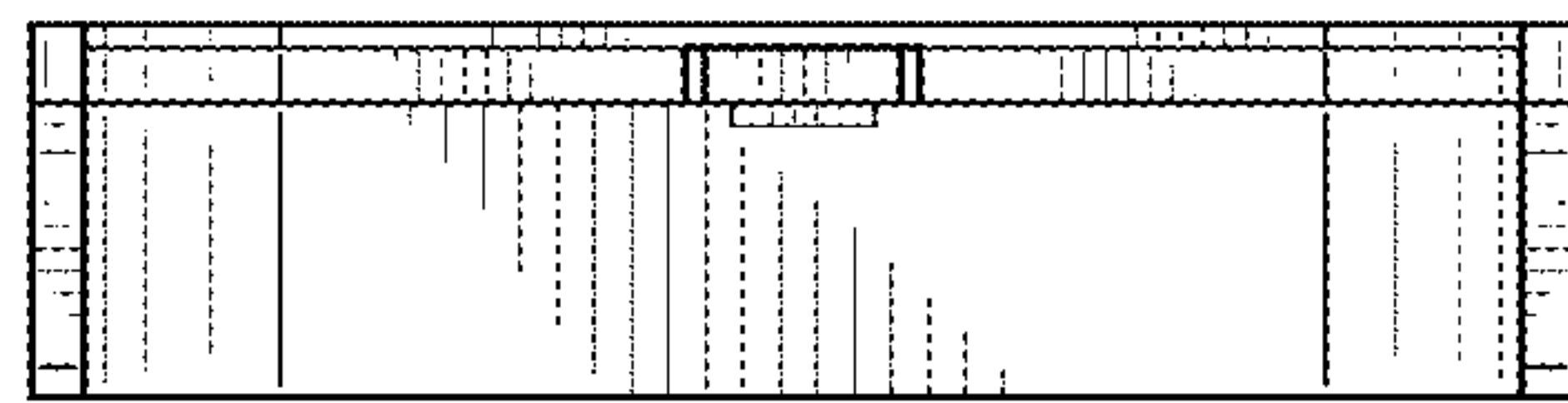


FIG. 6

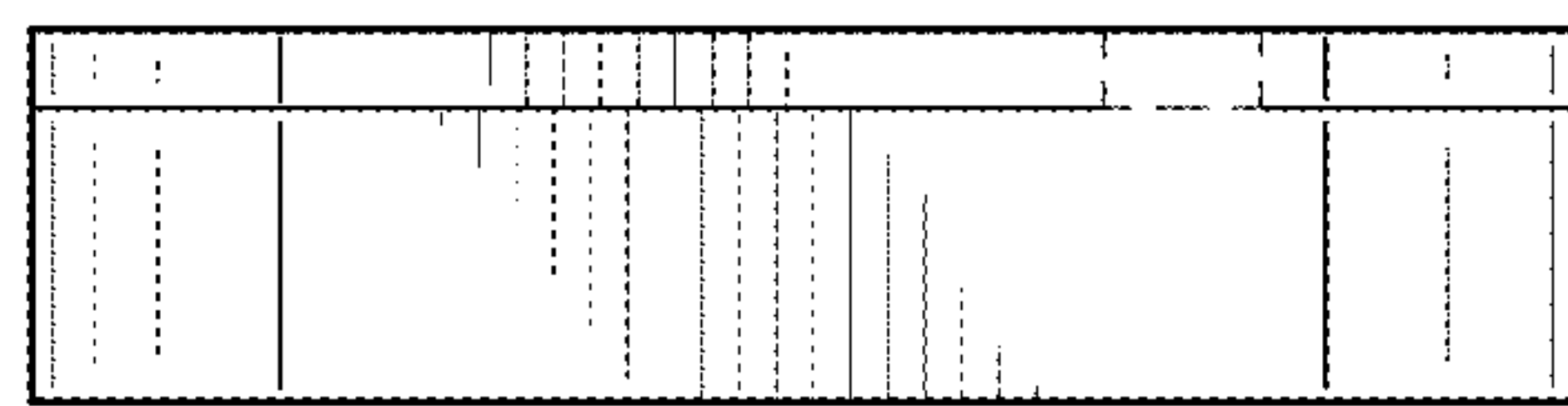


FIG. 7