



US00D756982S

(12) **United States Design Patent**
Choe et al.

(10) **Patent No.:** **US D756,982 S**

(45) **Date of Patent:** **** *May 24, 2016**

(54) **CASE FOR CELLULAR PHONE**

(71) Applicant: **LG Electronics Inc.**, Seoul (KR)

(72) Inventors: **Sharim Choe**, Seoul (KR); **Kyubong Choi**, Seoul (KR); **Eunseok Choi**, Seoul (KR); **Joonhyung Kim**, Seoul (KR)

(73) Assignee: **LG Electronics Inc.**, Seoul (KR)

(*) Notice: This patent is subject to a terminal disclaimer.

(**) Term: **14 Years**

(21) Appl. No.: **29/495,709**

(22) Filed: **Jul. 3, 2014**

(30) **Foreign Application Priority Data**

Mar. 17, 2014 (KR) 30-2014-00013138

(51) **LOC (10) Cl.** **14-03**

(52) **U.S. Cl.**
USPC **D14/250**

(58) **Field of Classification Search**
USPC D14/238.1, 250, 440, 203.3–203.7, 217, D14/240, 248, 251–253, 447, 496; D3/201, D3/218, 247, 269, 273, 301, 303; D13/103, 107–108, 119
CPC A45C 1/06; A45C 11/00; A45C 13/02; A45C 2011/002; A45F 5/02; A45F 2005/026; A45F 2200/0525; A45F 2200/0516; H04B 1/3888; H04M 1/0283; H04M 1/0202
See application file for complete search history.

(56) **References Cited**

U.S. PATENT DOCUMENTS

D540,539 S * 4/2007 Gutierrez D14/484.1
D547,057 S * 7/2007 Griffin D3/218
D551,856 S * 10/2007 Ko D3/201
D557,494 S * 12/2007 Mayette D3/218
D569,607 S * 5/2008 Calco D3/201

D594,849 S * 6/2009 Ko D14/217
D657,354 S * 4/2012 Kim D14/250
D668,458 S * 10/2012 Lee D3/303
D682,260 S * 5/2013 Tages D14/250
D685,801 S * 7/2013 Canizares D14/440
D705,207 S * 5/2014 Kim D14/250
D706,753 S * 6/2014 Kim D14/250
D707,218 S * 6/2014 YoonYoung D14/250
D710,838 S * 8/2014 Song D14/250

(Continued)

OTHER PUBLICATIONS

LG G3 QuickCircle case review, published on Aug. 6, 2014, URL:<<http://www.androidcentral.com/lgg3quickcirclecasereview>>, retrieved from internet on Oct. 31, 2015.*

Primary Examiner — Carla Jobe Wright

(74) *Attorney, Agent, or Firm* — Morgan, Lewis & Bockius LLP

(57) **CLAIM**

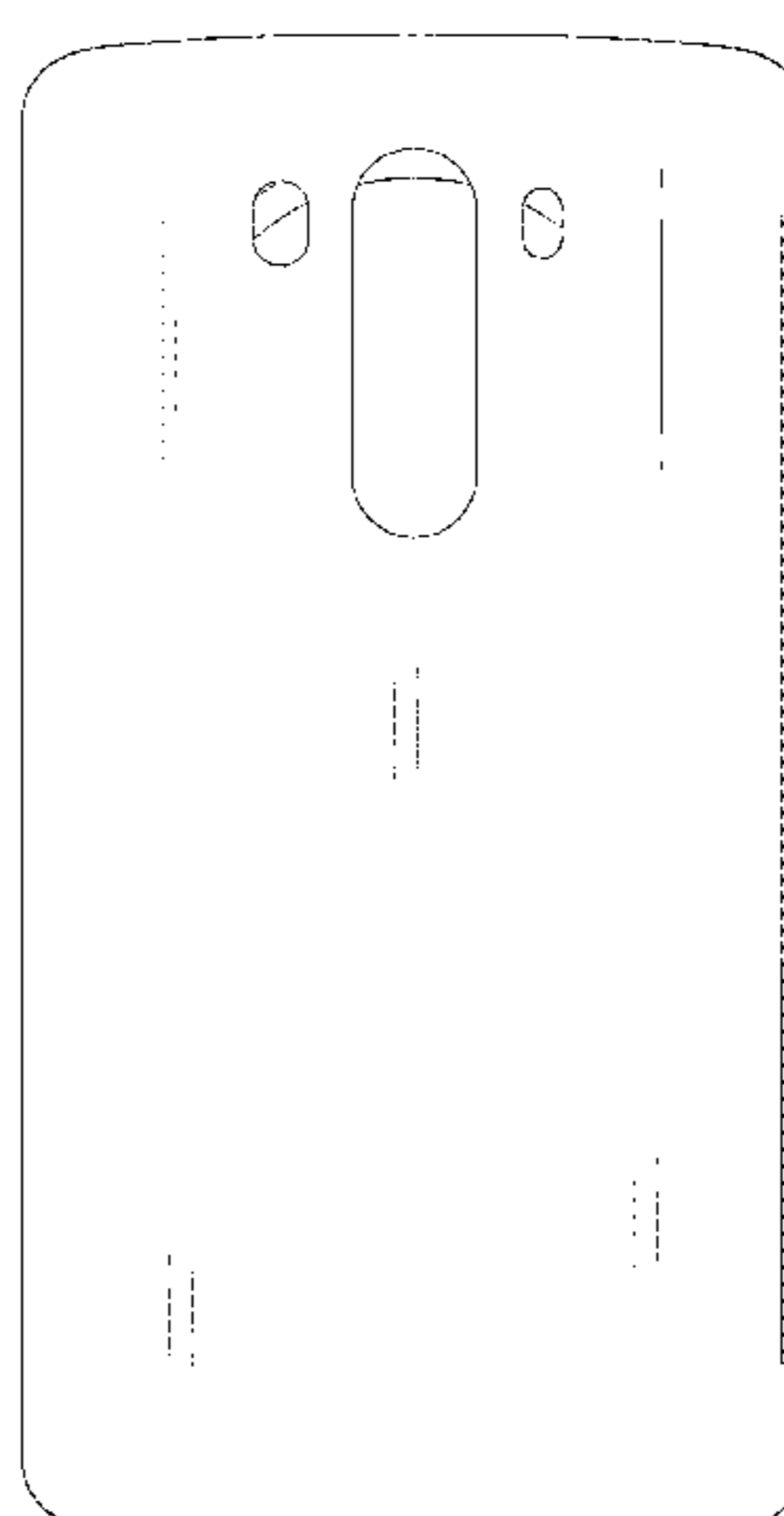

The ornamental design for a case for cellular phone, as shown and described.

DESCRIPTION

FIG. 1 is a front, right side, perspective view of a case for cellular phone showing our new design; FIG. 2 is a front view thereof; FIG. 3 is a rear view thereof; FIG. 4 is a left side view thereof; FIG. 5 is a right side view thereof; FIG. 6 is a top view thereof; FIG. 7 is a bottom view thereof; and, FIG. 8 is a front, right-side, perspective view thereof shown in a state of use with a cellular phone, depicted in broken lines, enclosed within the case.

The broken lines in FIG. 8 depict a cellular phone that forms no part of the claimed design. All other broken lines throughout the drawing figures depict features of the case that form no part of the claimed design.

1 Claim, 8 Drawing Sheets



(56)

References Cited

U.S. PATENT DOCUMENTS

D716,286 S *	10/2014	Ahn	D14/250	2008/0053851 A1*	3/2008	Ko	A45C 11/00 206/320
D721,693 S *	1/2015	Lee	D14/250	2008/0053852 A1*	3/2008	Ko	A45C 11/00 206/320
D721,694 S *	1/2015	Lee	D14/250	2008/0251512 A1*	10/2008	Griffin	A45C 11/00 220/4.02
D728,553 S *	5/2015	Kim	D14/250	2009/0321291 A1*	12/2009	Asla	A45C 11/00 206/320
D730,342 S *	5/2015	Kim	D14/250	2015/0155903 A1*	6/2015	Jang	H04B 1/3888 455/575.8
D733,111 S *	6/2015	Kim	D14/250					
2008/0053770 A1*	3/2008	Tynyk	A45C 11/00 190/100					

* cited by examiner

FIG. 1

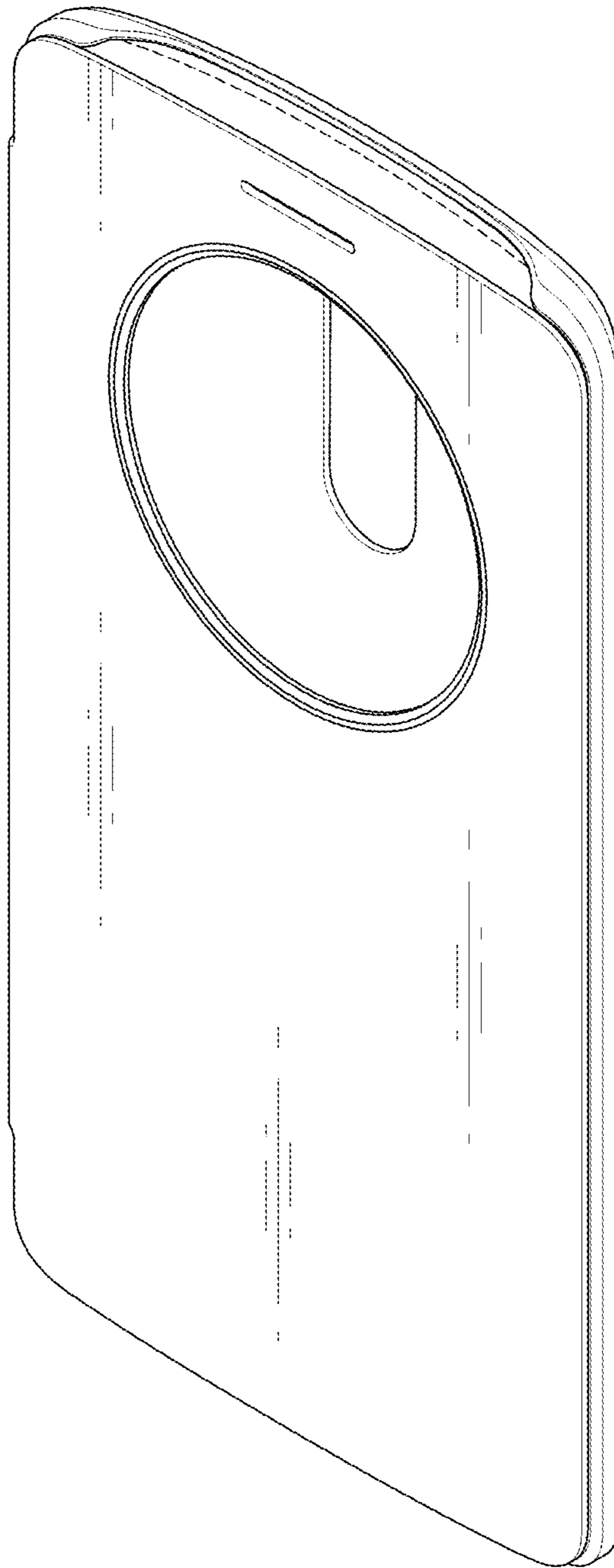


FIG. 2

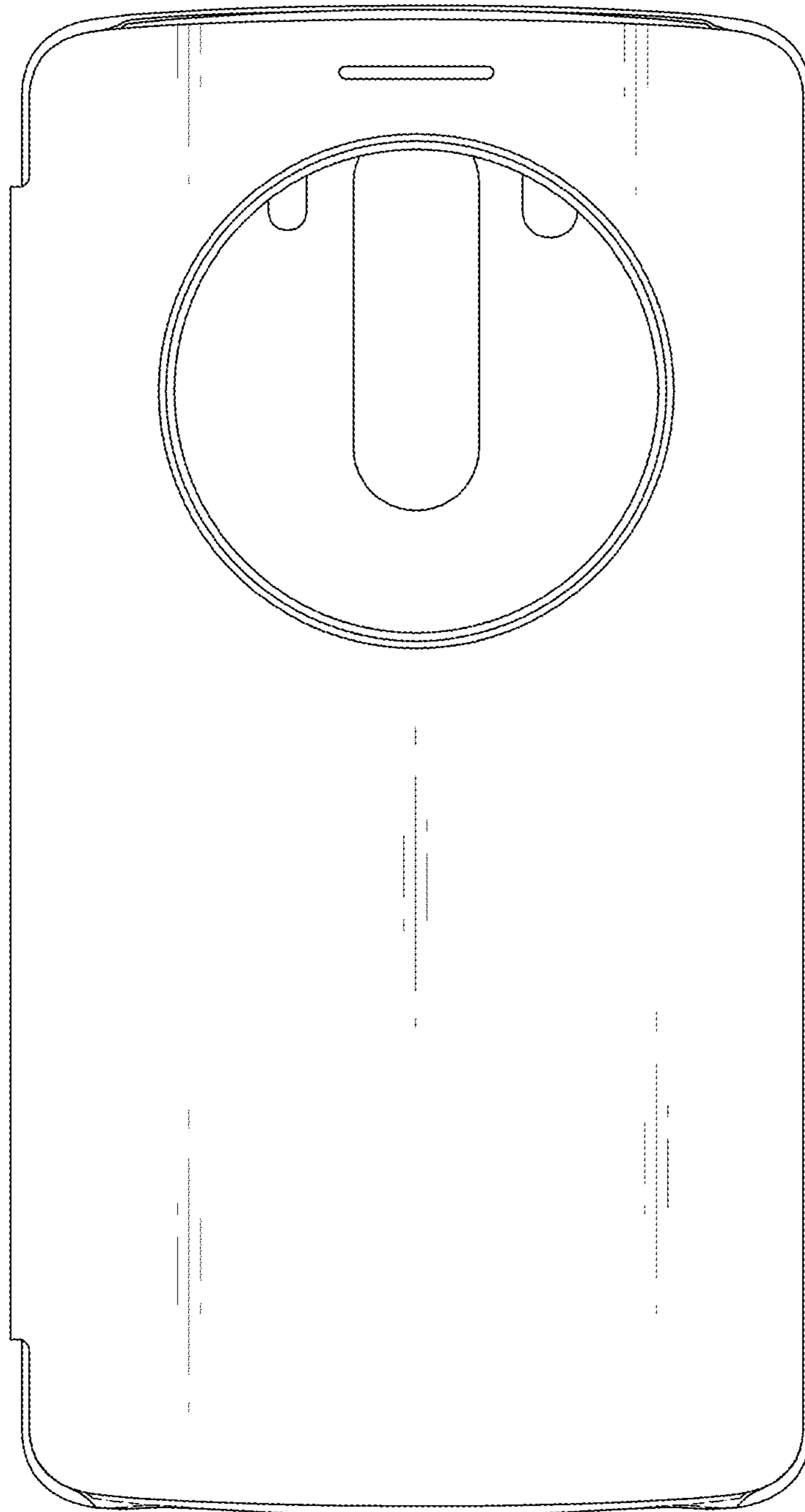


FIG. 3

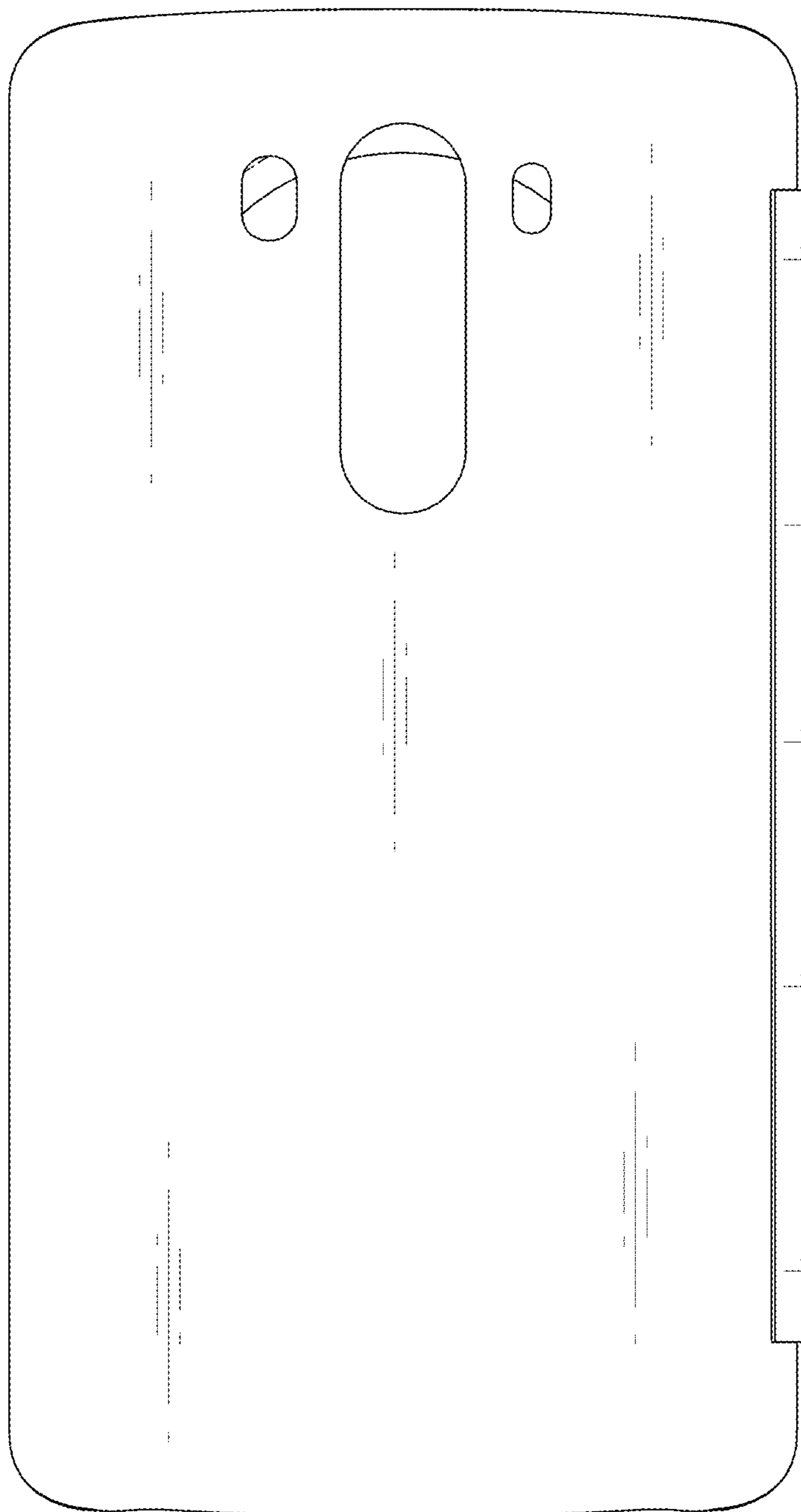


FIG. 4

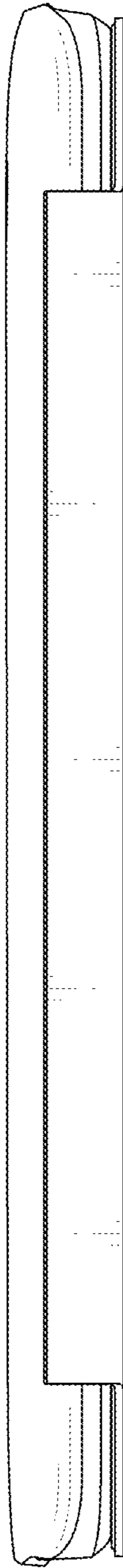


FIG. 5




FIG. 6

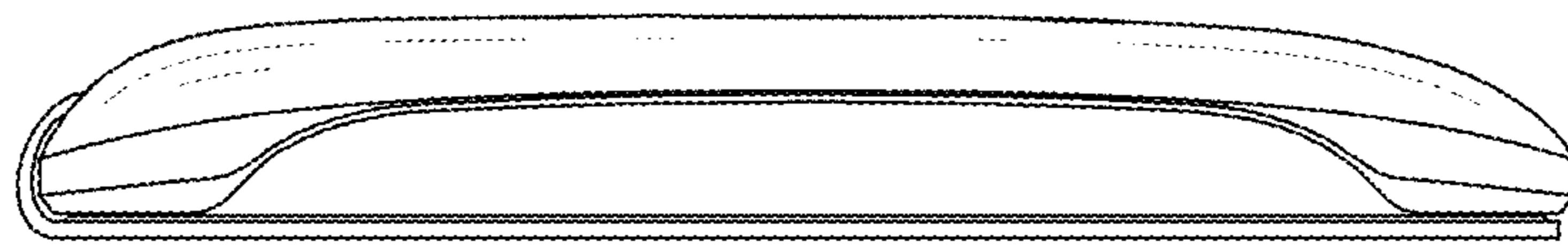


FIG. 7




FIG. 8

