



US00D756981S

(12) **United States Design Patent**
Lee et al.

(10) **Patent No.:** **US D756,981 S**
(45) **Date of Patent:** **** May 24, 2016**

- (54) **CASE FOR CELLULAR PHONE**
- (71) Applicant: **LG ELECTRONICS INC.**, Seoul (KR)
- (72) Inventors: **Seungil Lee**, Seoul (KR); **Sojin Kim**, Gyeonggi-do (KR); **Sanghyun Choi**, Seoul (KR); **Hophil Lee**, Gyeonggi-do (KR)
- (73) Assignee: **LG Electronics Inc.**, Seoul (KR)
- (**) Term: **14 Years**
- (21) Appl. No.: **29/490,263**
- (22) Filed: **May 8, 2014**
- (30) **Foreign Application Priority Data**

Nov. 8, 2013 (KR) 30-2013-0056419

(51) **LOC (10) Cl.** **14-03**

(52) **U.S. Cl.**
USPC **D14/250**

(58) **Field of Classification Search**
USPC D14/238.1, 250, 440, 203.3–203.7, 217, D14/240, 248, 251–253, 447, 496; D3/201, D3/218, 247, 269, 273, 301, 303; D13/103, 107–108, 119
CPC A45C 1/06; A45C 11/00; A45C 13/02; A45C 2011/002; A45F 5/02; A45F 2005/026; A45F 2200/0525; A45F 2200/0516; H04B 1/3888; H01M 1/0283; H01M 1/0202
See application file for complete search history.

(56) **References Cited**

U.S. PATENT DOCUMENTS

- D641,348 S * 7/2011 Kim D14/250
- D671,948 S * 12/2012 Akana D14/440
- D673,157 S * 12/2012 Lu D14/440
- D674,799 S * 1/2013 Kim D14/440
- D685,802 S * 7/2013 Canizares D14/440

- D689,498 S * 9/2013 Akana D14/440
- D695,745 S * 12/2013 Kim D14/440
- D702,222 S * 4/2014 Kim D14/250
- D702,673 S * 4/2014 Murchison D14/250
- D705,783 S * 5/2014 Weng D14/440
- D706,270 S * 6/2014 Akana D14/440
- D707,218 S * 6/2014 Yoonyoung D14/250
- D711,363 S * 8/2014 Kim D14/250
- D712,393 S * 9/2014 Kim D14/250
- D714,280 S * 9/2014 Ahn D14/250
- D716,286 S * 10/2014 Ahn D14/250
- D721,694 S * 1/2015 Lee D14/250
- D723,020 S * 2/2015 Kim D14/250
- D723,038 S * 2/2015 Kim D14/440

(Continued)

Primary Examiner — Carla Jobe Wright

(74) *Attorney, Agent, or Firm* — Morgan, Lewis & Bockius LLP

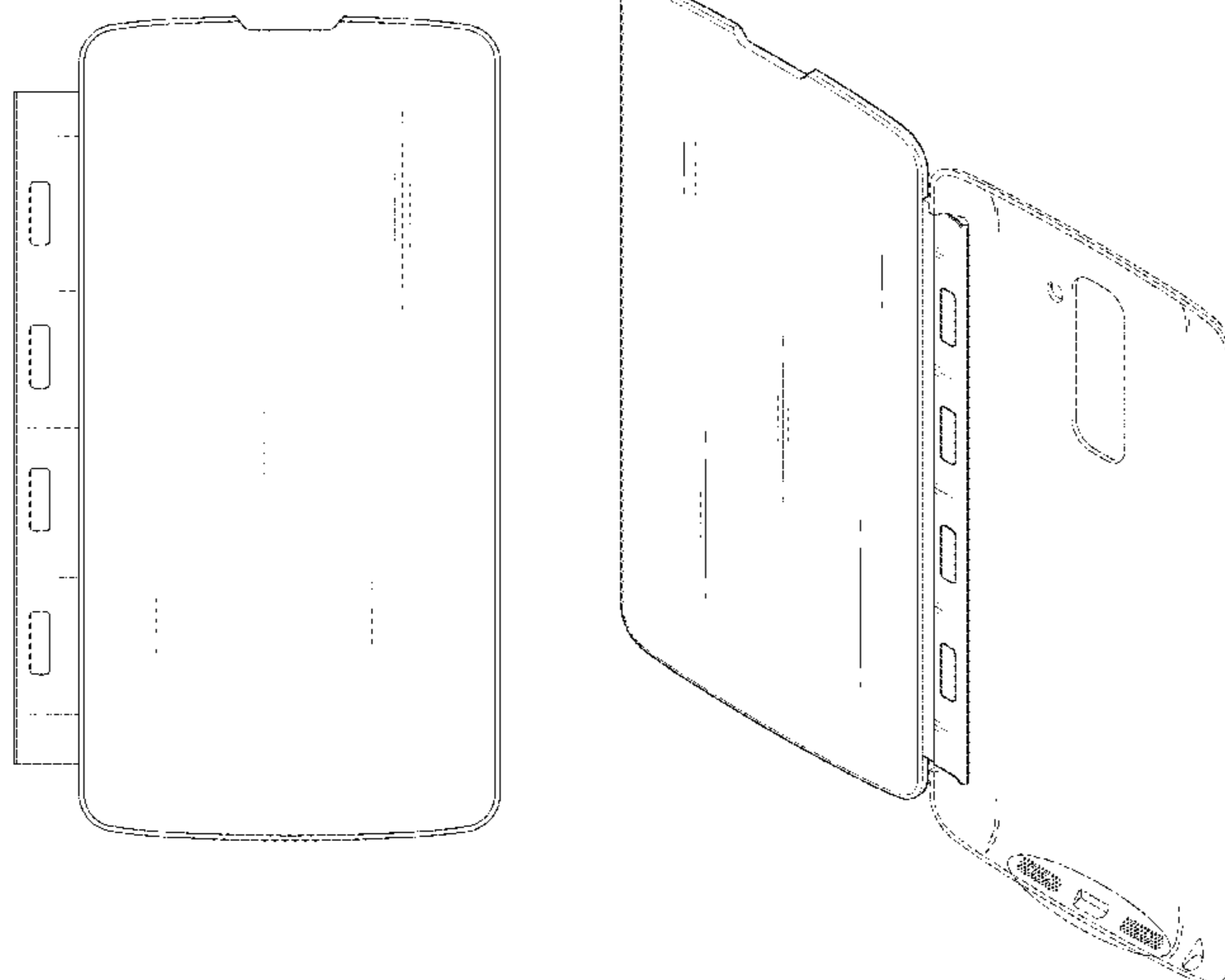
(57) **CLAIM**

The ornamental design for a case for cellular phone, as shown and described.

DESCRIPTION

FIG. 1 is a front, right side, perspective view of a case for cellular phone showing our new design;
 FIG. 2 is a front view thereof;
 FIG. 3 is a rear view thereof;
 FIG. 4 is a left side view thereof;
 FIG. 5 is a right side view thereof;
 FIG. 6 is a top view thereof;
 FIG. 7 is a bottom view thereof;
 FIG. 8 is a front, right side, perspective view thereof shown with environmental subject matter depicted in dash-dash broken lines; and,
 FIG. 9 is an enlarged detail view taken from FIG. 8.
 The dot-dash broken lines in FIGS. 8 and 9 delineate a detail of the design that is shown on an enlarged scale in FIG. 9. The dash-dash broken lines in FIG. 8 depict environmental subject matter that forms no part of the claimed design.

1 Claim, 8 Drawing Sheets



US D756,981 S

Page 2

(56)

References Cited

U.S. PATENT DOCUMENTS

D734,760 S *	7/2015	Brunner	D14/440	2014/0166505 A1*	6/2014	Yu	A45C 11/00 206/37
2012/0244920 A1*	9/2012	Lee	H04B 1/3888 455/575.8	2015/0024812 A1*	1/2015	Xie	H04B 1/3888 455/575.8
2014/0030474 A1*	1/2014	Hsu	A45C 11/00 428/99	2015/0144669 A1*	5/2015	Chang	A45C 11/00 224/230
					2015/0155903 A1*	6/2015	Jang	H04B 1/3888 455/575.8

* cited by examiner

FIG. 1




FIG. 2




FIG. 3

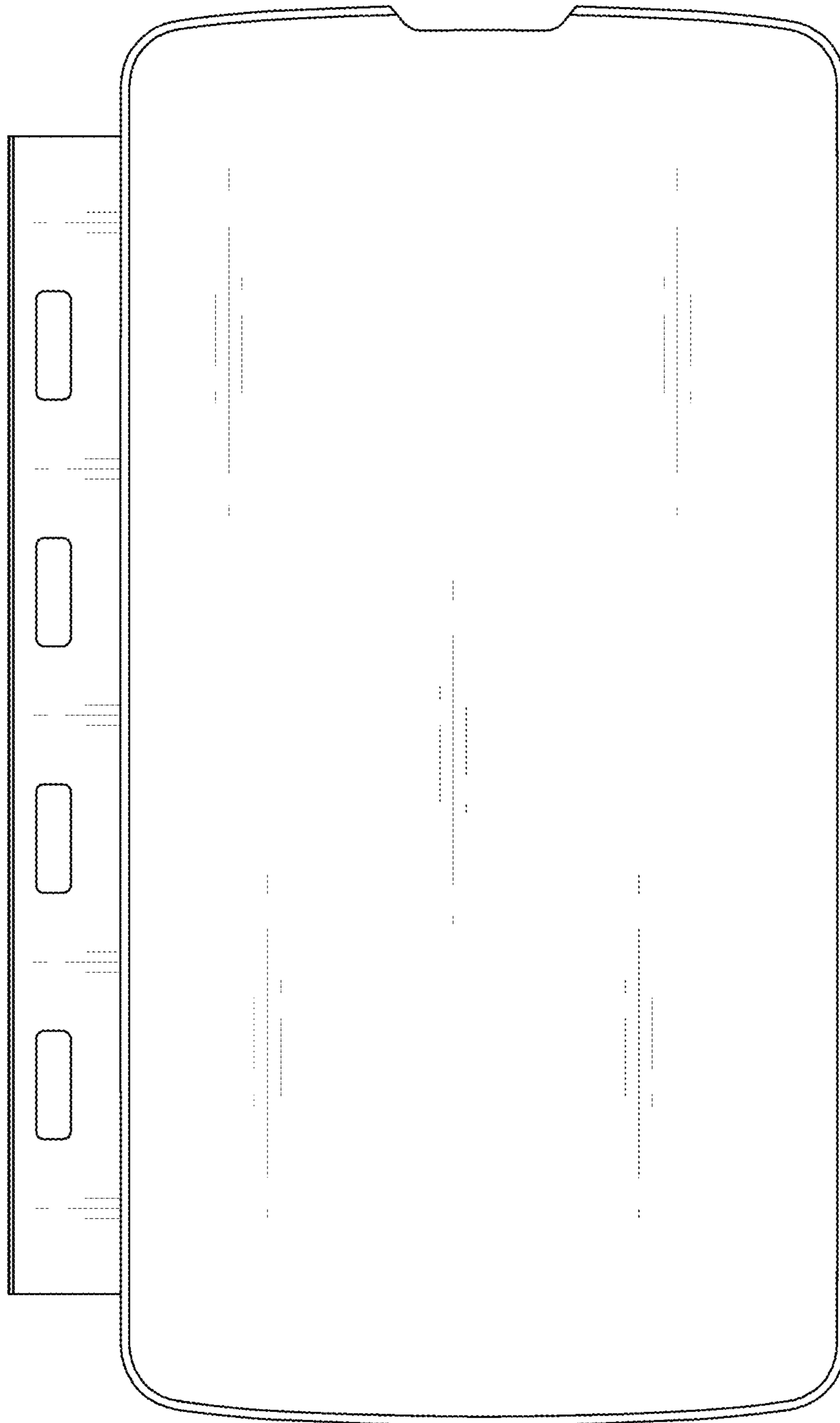


FIG. 4



FIG. 5



FIG. 6




FIG. 7



FIG. 8

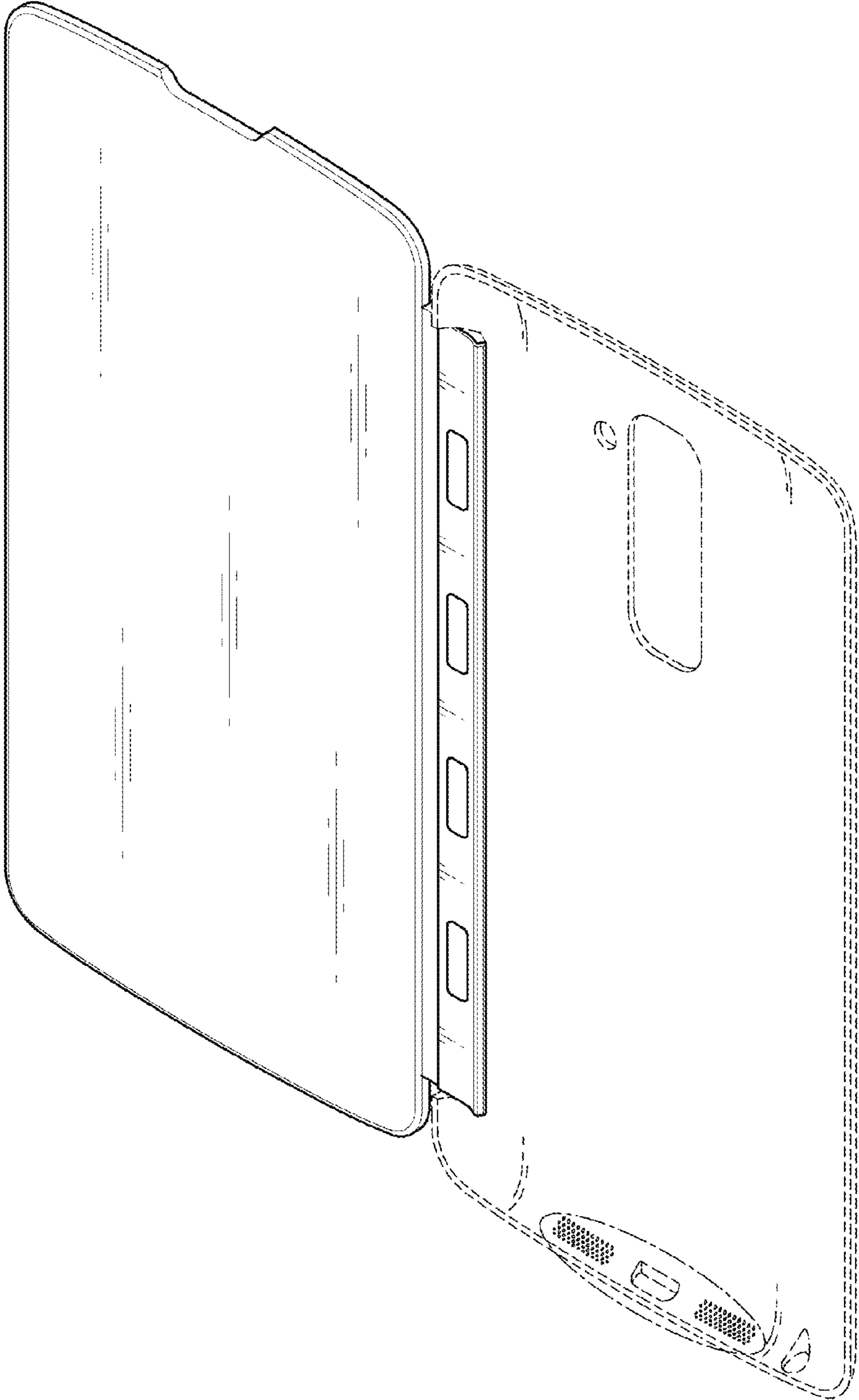


FIG. 9

