



US00D756975S

(12) **United States Design Patent**
Jiang

(10) **Patent No.:** **US D756,975 S**

(45) **Date of Patent:** **** May 24, 2016**

(54) **TELEVISION BASE**

CPC ... G06F 1/1601; G06F 1/1643; H05K 5/0004;
H05K 5/0017; H05K 5/02; H05K 5/0217

(71) Applicants: **Hisense Electric Co., Ltd.**, Qingdao,
Shandong (CN); **Hisense USA**
Corporation, Suwanee, GA (US)

See application file for complete search history.

(72) Inventor: **Nan Jiang**, Shandong (CN)

(56) **References Cited**

(73) Assignees: **Hisense Electric Co. Ltd.** (CN);
Hisense USA Corporation, Suwanee,
GA (US)

U.S. PATENT DOCUMENTS

(**) Term: **14 Years**

D499,907 S *	12/2004	Zarelius	D6/708.23
D701,844 S *	4/2014	Han	D14/126
D704,198 S *	5/2014	Kim	D14/447
D709,467 S *	7/2014	Jiang	D14/126
D714,749 S *	10/2014	Park	D14/126
D719,938 S *	12/2014	Kim	D14/239

(21) Appl. No.: **29/499,264**

* cited by examiner

(22) Filed: **Aug. 13, 2014**

Primary Examiner — Randall Gholson

(30) **Foreign Application Priority Data**

(74) *Attorney, Agent, or Firm* — DLA Piper LLP

Feb. 13, 2014 (CN) 2014 3 0027031

(51) **LOC (10) Cl.** **14-03**

(52) **U.S. Cl.**

USPC **D14/239**; D14/126

(58) **Field of Classification Search**

USPC D14/125–134, 239, 371, 136, 374–377,
D14/440, 450, 448, 336, 342, 159; 312/7.2;
348/836, 838, 180, 184, 325, 739;
248/917–924, 465; 345/104, 133, 156,
345/168, 87, 173; D21/329, 515, 577, 622,
D21/333, 433, 448, 452, 450, 331, 505;
D10/15, 26; 446/484, 175, 356;
D6/477, 479, 300; D24/185; D34/14

(57) **CLAIM**

The ornamental design for a television base, as shown and described.

DESCRIPTION

FIG. 1 is a front view of a television base showing my new design;

FIG. 2 is a rear view thereof;

FIG. 3 is a top plan view thereof;


FIG. 4 is a bottom plan view thereof;

FIG. 5 is a left side view thereof;

FIG. 6 is a right side view thereof; and,

FIG. 7 is a front perspective view thereof.

1 Claim, 4 Drawing Sheets



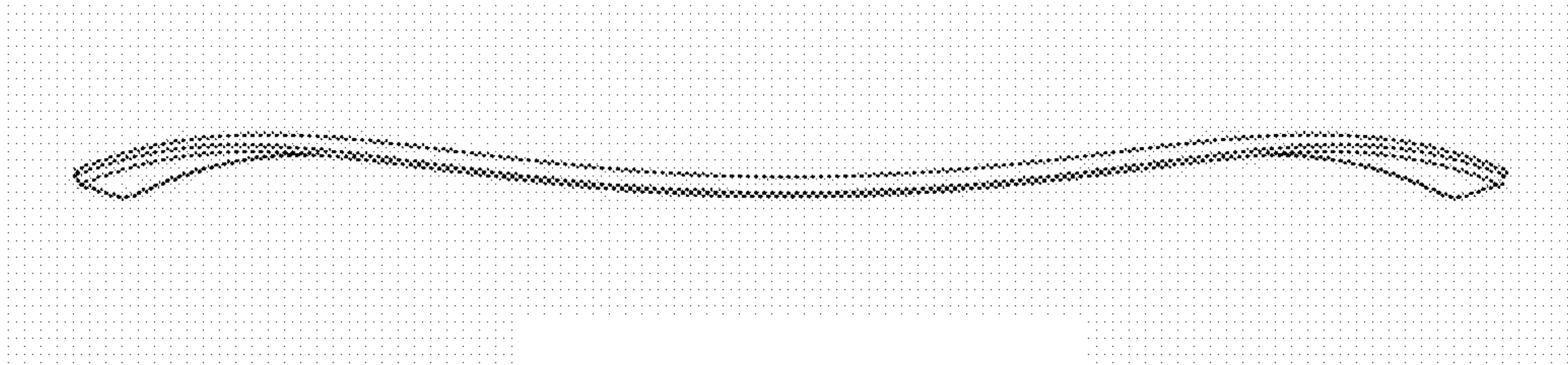


FIG. 1

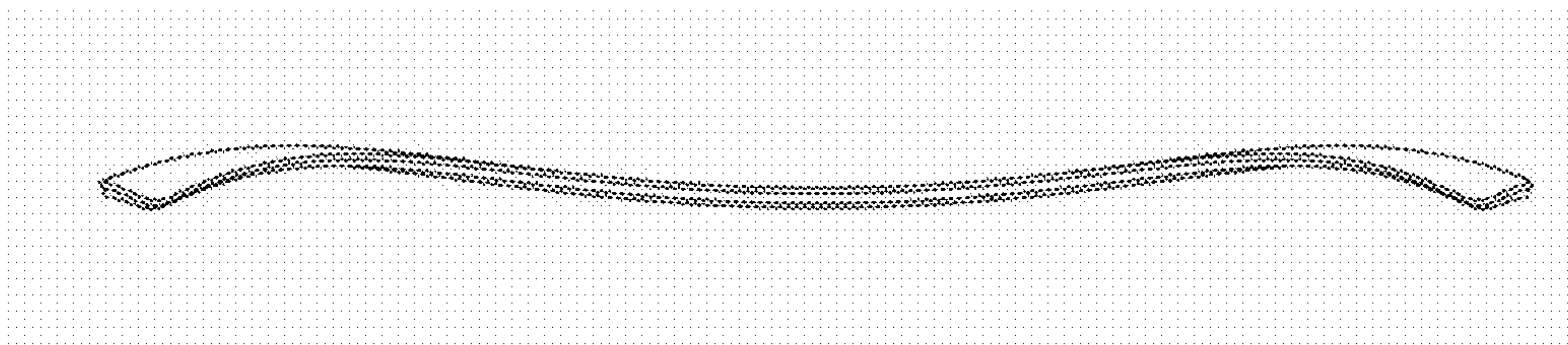


FIG. 2

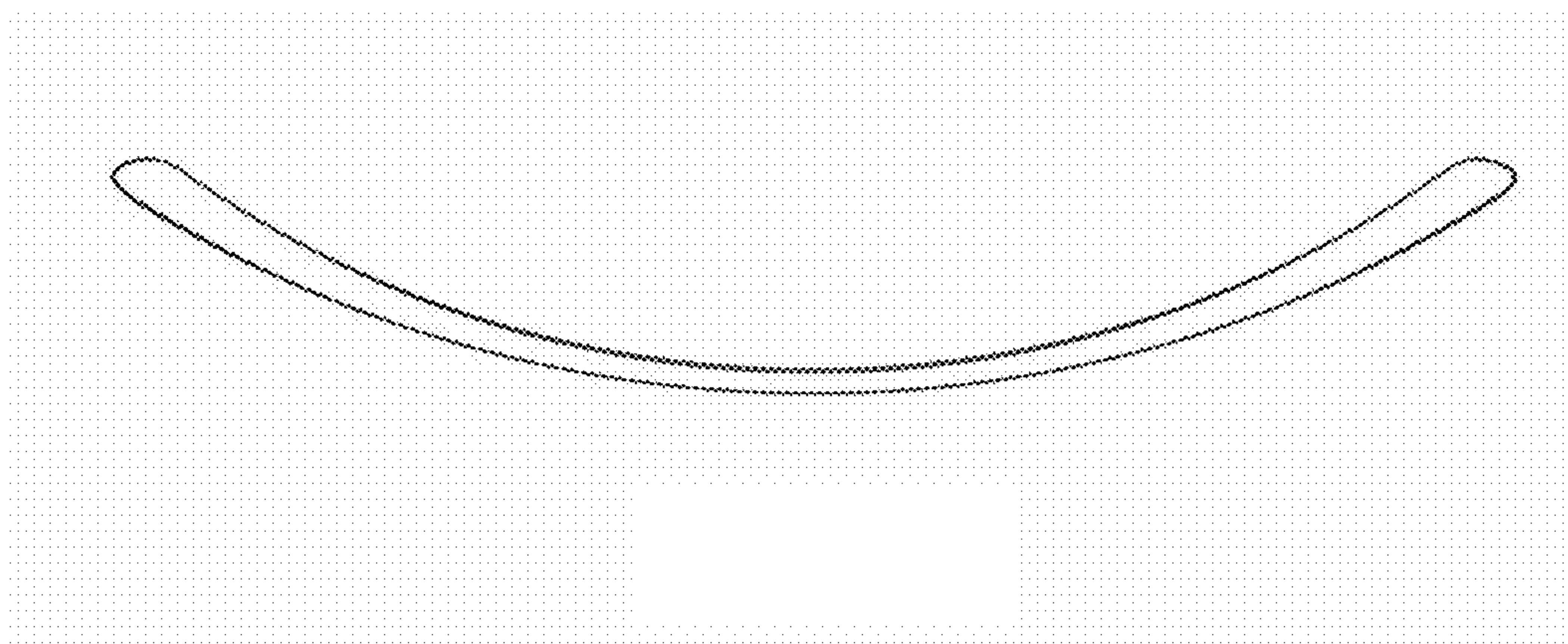


FIG. 3

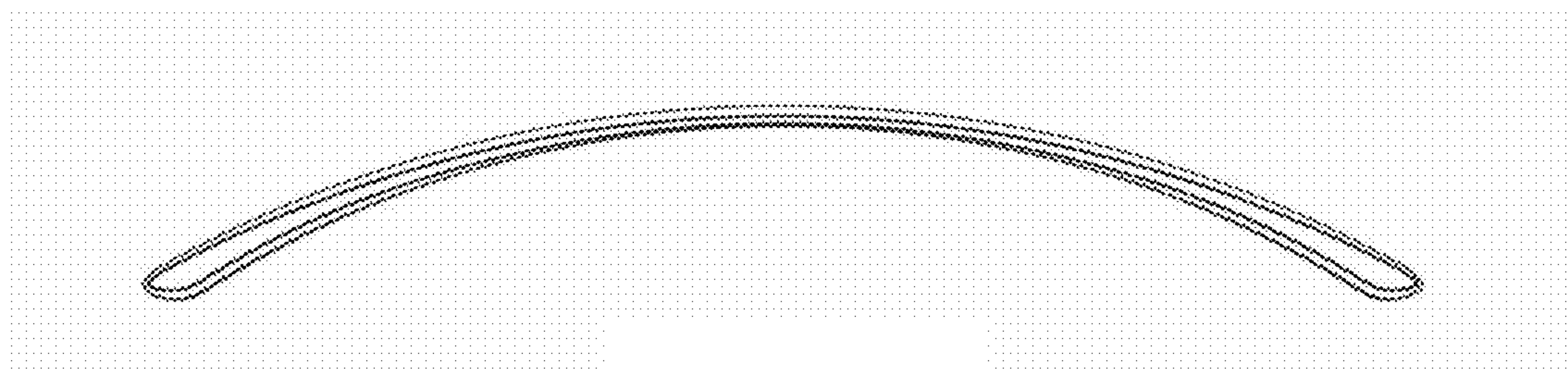


FIG. 4




FIG. 5

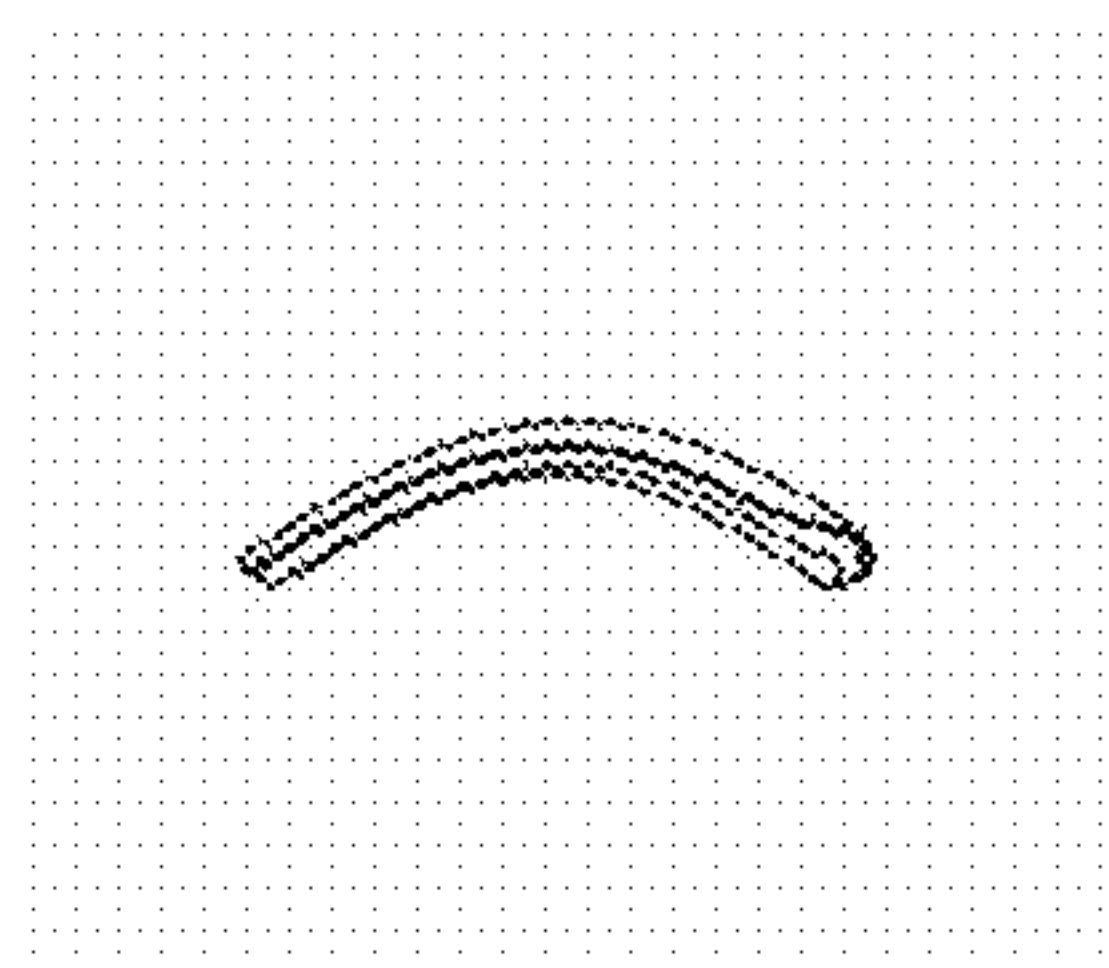


FIG. 6




FIG. 7