



US00D756973S

(12) **United States Design Patent**
Wright

(10) **Patent No.:** **US D756,973 S**

(45) **Date of Patent:** **** May 24, 2016**

- (54) **SPEAKER BASKET**
- (71) Applicant: **Nicholas Heath Wright**, Rogersville, AL (US)
- (72) Inventor: **Nicholas Heath Wright**, Rogersville, AL (US)
- (**) Term: **14 Years**
- (21) Appl. No.: **29/509,465**
- (22) Filed: **Nov. 18, 2014**
- (51) **LOC (10) Cl.** **14-01**
- (52) **U.S. Cl.**
USPC **D14/224**
- (58) **Field of Classification Search**
USPC D14/224, 241; 181/166, 167, 173, 174, 181/148; 381/394, 395, 396, 421, 423, 433, 381/411
CPC H04R 25/00; H04R 1/00; H04R 11/02
See application file for complete search history.

- 6,738,490 B2 * 5/2004 Brandt H04R 9/02 381/412
- D524,300 S * 7/2006 Amada D14/221
- D526,311 S * 8/2006 Amada D14/221
- D526,312 S * 8/2006 Kuribayashi D14/221
- D544,857 S * 6/2007 Milne D14/221
- D570,336 S * 6/2008 Suzuki D14/224
- 7,912,242 B2 * 3/2011 Hikichi H04R 9/06 381/394
- 8,175,321 B2 * 5/2012 Bryant H04R 7/122 381/396
- D691,595 S 10/2013 Fuller
- D691,596 S * 10/2013 Fuller D14/224
- D691,597 S * 10/2013 Fuller D14/224
- D691,598 S * 10/2013 Fuller D14/224
- 8,811,653 B2 * 8/2014 Hiramoto H04R 9/06 381/423
- D713,821 S * 9/2014 Hyde D14/221
- D741,841 S * 10/2015 Fuller D14/224

* cited by examiner

Primary Examiner — Paula Greene

(57) **CLAIM**
The ornamental design for a speaker basket, as shown and described.

(56) **References Cited**

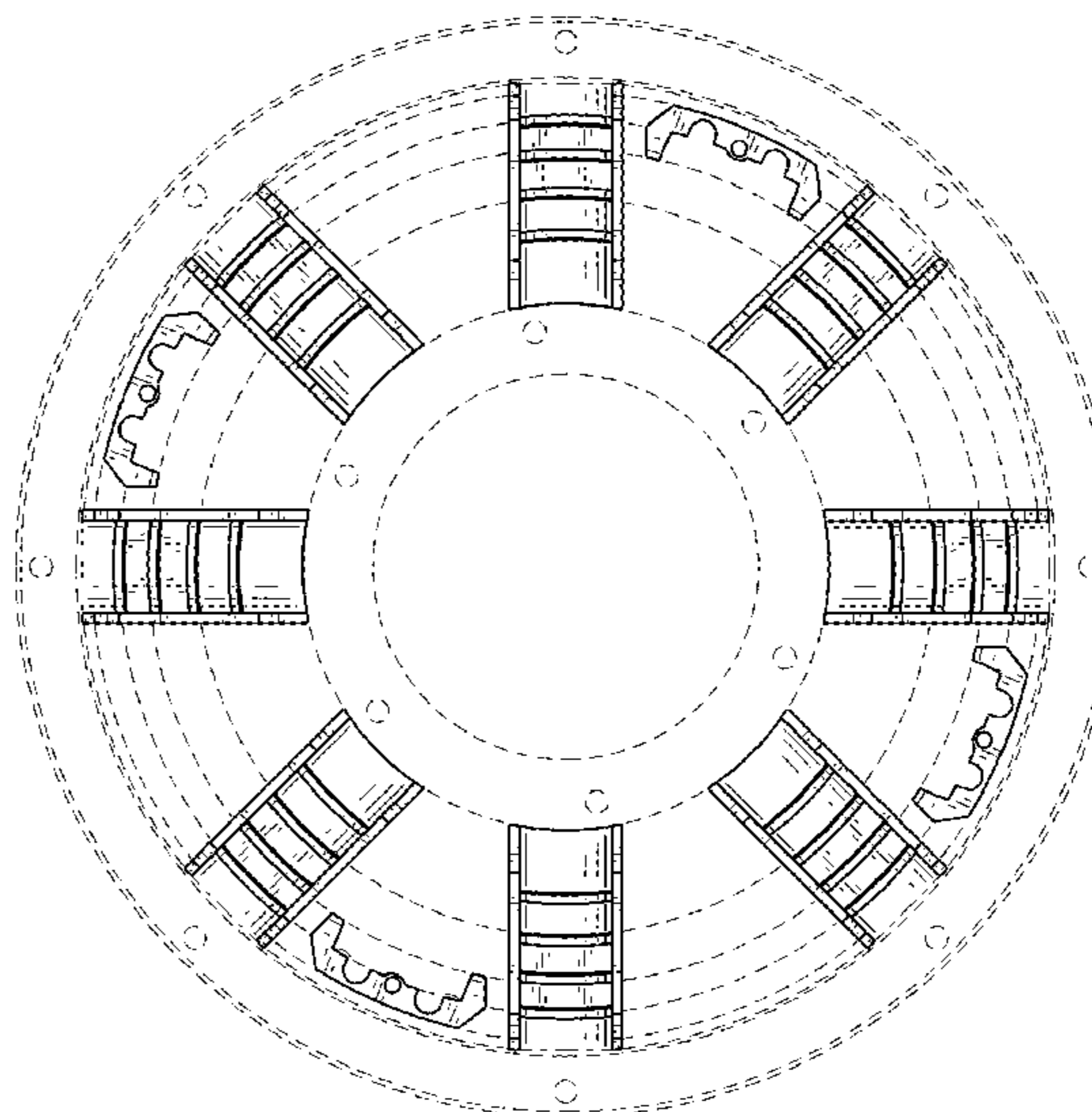
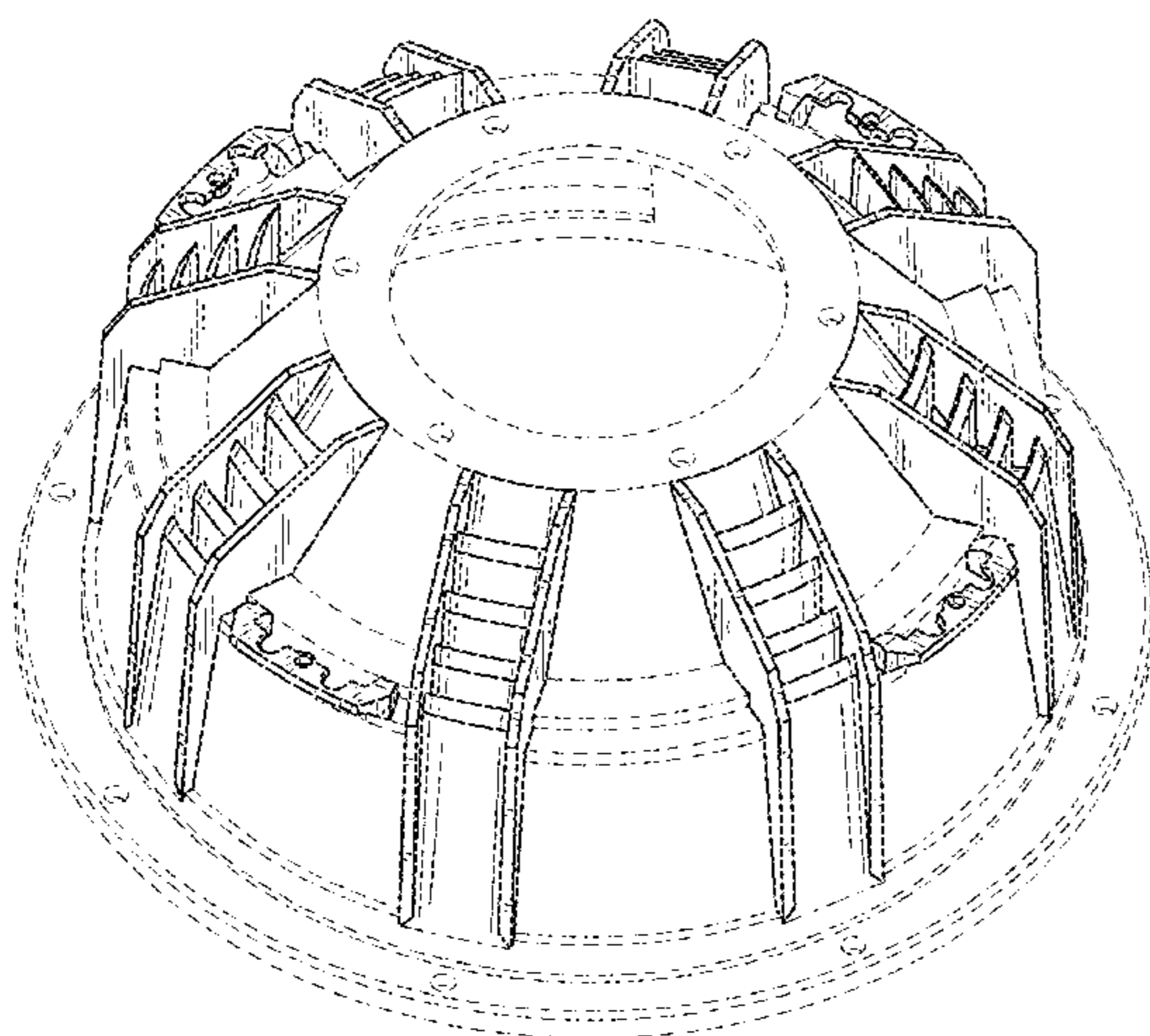
U.S. PATENT DOCUMENTS

- D318,671 S * 7/1991 Naumann D14/221
- D320,020 S * 9/1991 Iwano D14/216
- D451,499 S * 12/2001 Stompler D14/224
- D451,909 S * 12/2001 Mackie D14/224
- D455,733 S 4/2002 Stompler et al.
- D472,891 S * 4/2003 Proni D14/224
- D483,743 S * 12/2003 Vosse D14/224
- D483,744 S * 12/2003 Vosse D14/224
- 6,675,930 B2 * 1/2004 Sugiyama H04R 1/025 181/148

DESCRIPTION

FIG. 1 is a front perspective view of a speaker basket; FIG. 2 is a front elevation view of the speaker basket; a rear elevation view, a left side elevation view, and a right side elevation view all being identical images thereof; FIG. 3 is a top plan view of the speaker basket; and, FIG. 4 is a bottom plan view of the speaker basket. The broken lines shown in the drawings illustrate portions of the speaker basket that form no part of the claimed design.

1 Claim, 3 Drawing Sheets



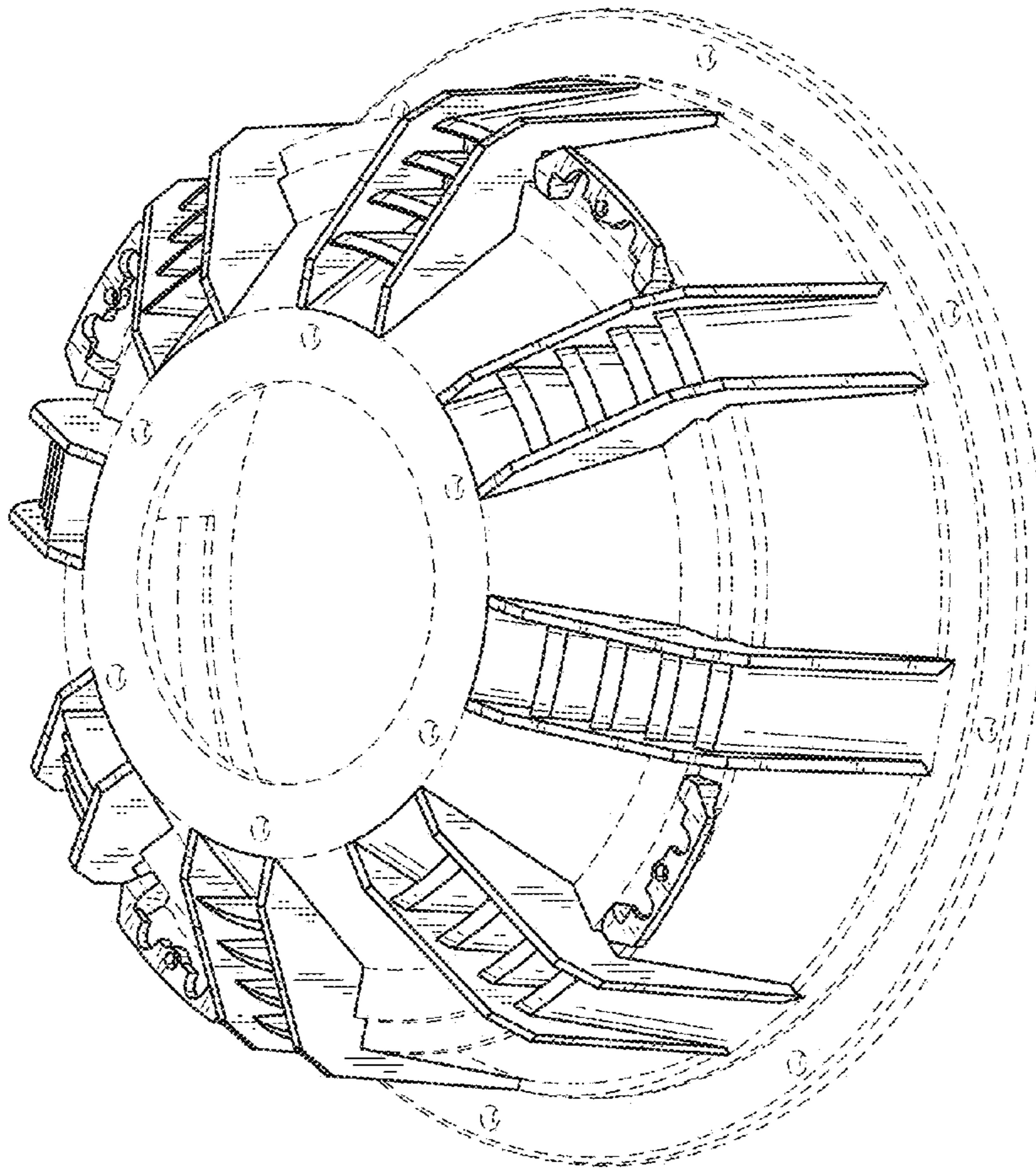


FIG. 1

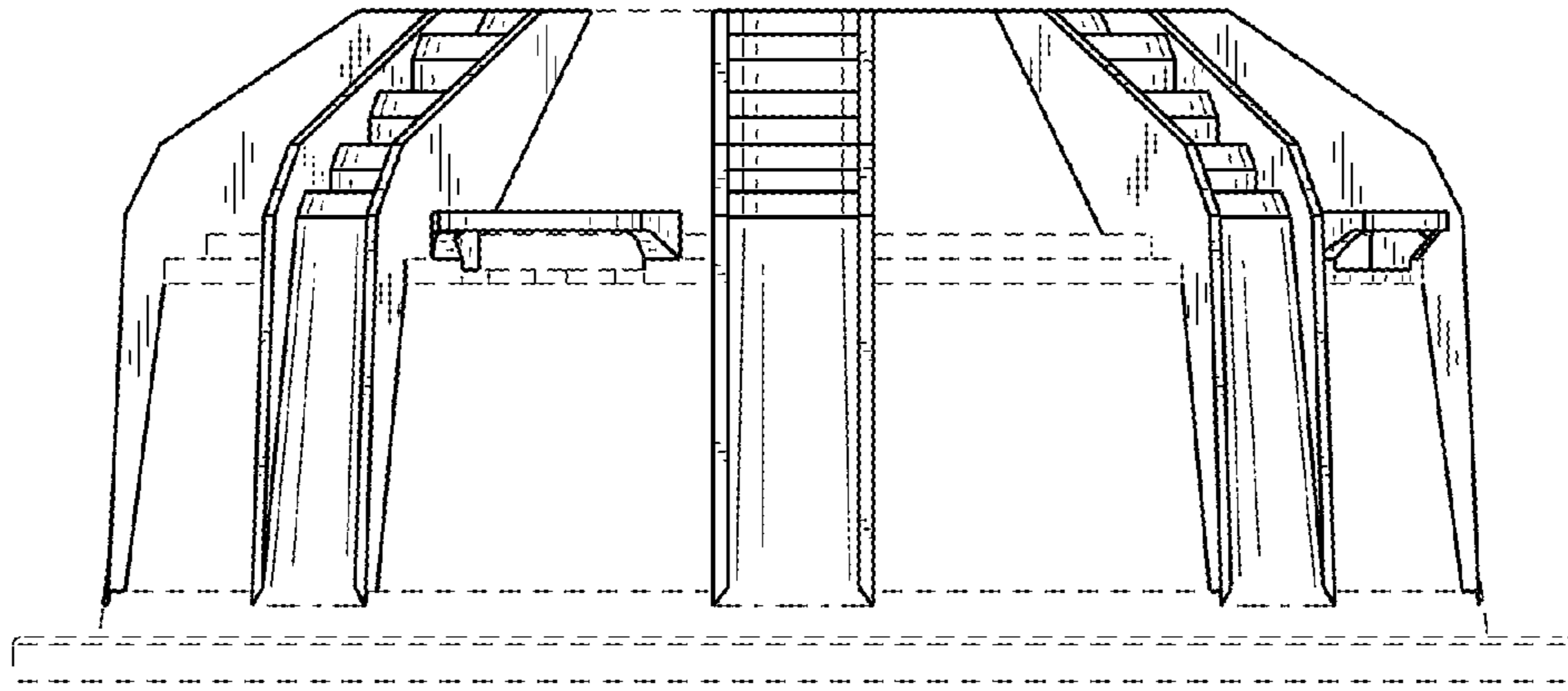
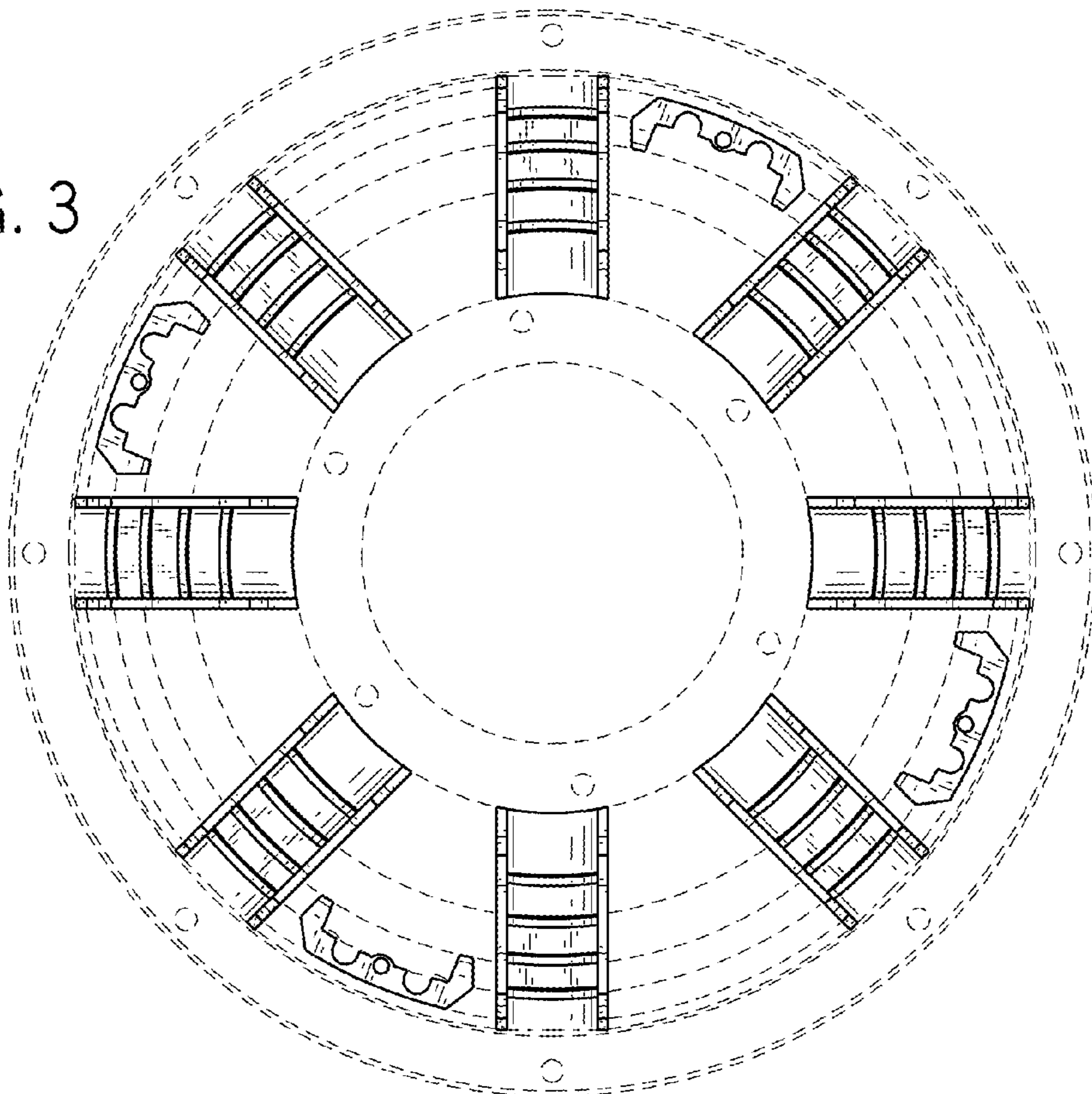


FIG. 2

FIG. 3



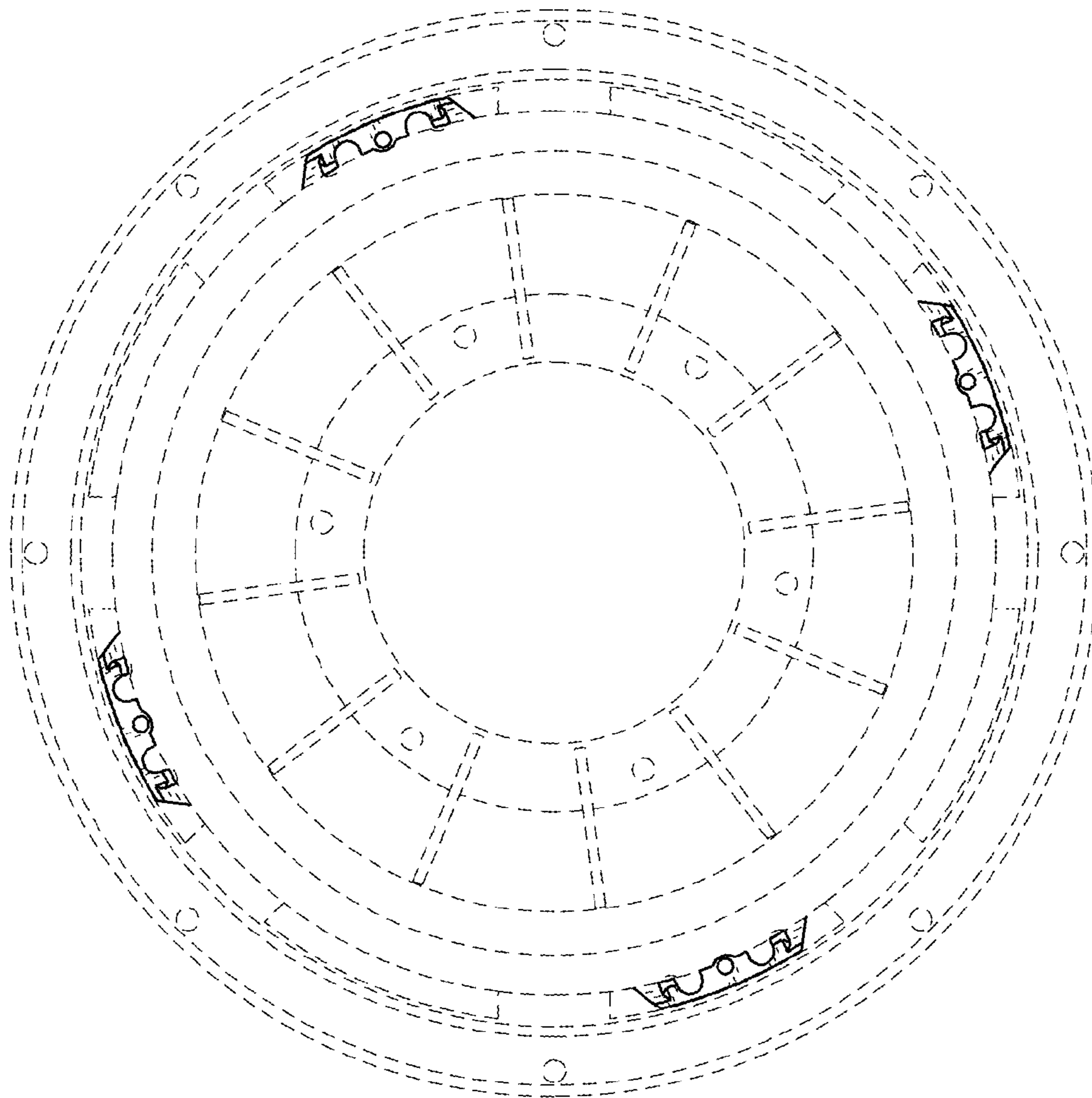


FIG. 4