



US00D756965S

(12) **United States Design Patent**
Foster et al.

(10) **Patent No.:** **US D756,965 S**

(45) **Date of Patent:** **** May 24, 2016**

(54) **SPEAKER**

(71) Applicant: **GIBSON INNOVATIONS BELGIUM N.V.**

(72) Inventors: **Greg Foster**, Hong Kong (CN); **Larry Koo**, Hong Kong (CN); **Murphy Tan**, Hong Kong (CN); **Andrea Ponti**, Hong Kong (CN); **Patta Arkaresvimun**, Hong Kong (CN); **Kancie Mong**, Hong Kong (CN); **Elaine Tam**, Hong Kong (CN)

(73) Assignee: **GIBSON INNOVATIONS BELGIUM N.V.**, Leuven (BE)

(**) Term: **14 Years**

(21) Appl. No.: **29/496,905**

(22) Filed: **Jul. 18, 2014**

(30) **Foreign Application Priority Data**

Jan. 20, 2014 (EM) 002387332

(51) **LOC (10) Cl.** **14-03**

(52) **U.S. Cl.**
USPC **D14/214**

(58) **Field of Classification Search**
USPC D14/167, 168, 170–172, 188, 194–196, D14/204, 207, 209.1, 210–216, 219, 221, D14/222, 224, 496, 498–500, 502; 181/143, 181/144, 147, 148, 150, 153, 157, 198, 181/199; 381/300–303, 306, 332, 333, 336, 381/345, 361–364, 386–388; 369/6–12
CPC B60R 11/0217; G06F 1/1688; G10K 9/22; G10K 11/004; H03F 1/327; H04M 1/03; H04M 1/035; H04N 5/642; H04N 21/4852; H04R 1/02; H04R 1/06; H04R 1/021; H04R 1/025; H04R 1/026; H04R 1/028; H04R

1/105; H04R 1/323; H04R 1/403; H04R 1/2803; H04R 1/2834; H04R 5/02; H04R 7/20; H04R 9/06; H04R 9/025; H04R 2201/021; H04R 2400/00; H04R 2400/07; H04R 2499/11; H04R 2499/13; H04R 2499/15; H04S 3/00; H04S 7/30

See application file for complete search history.

(56) **References Cited**

U.S. PATENT DOCUMENTS

| | | | |
|--------------|---------|-----------------|---------|
| D639,824 S * | 6/2011 | Usami | D14/168 |
| D714,344 S * | 9/2014 | Kim | D14/496 |
| D717,272 S * | 11/2014 | Kim | D14/204 |
| D727,968 S * | 4/2015 | Onoue | D14/500 |
| D734,326 S * | 7/2015 | McManigal | D14/341 |

* cited by examiner

Primary Examiner — Keli L Hill

(74) *Attorney, Agent, or Firm* — Bates & Bates, LLC; Andrea Bates; Kathryn Cox

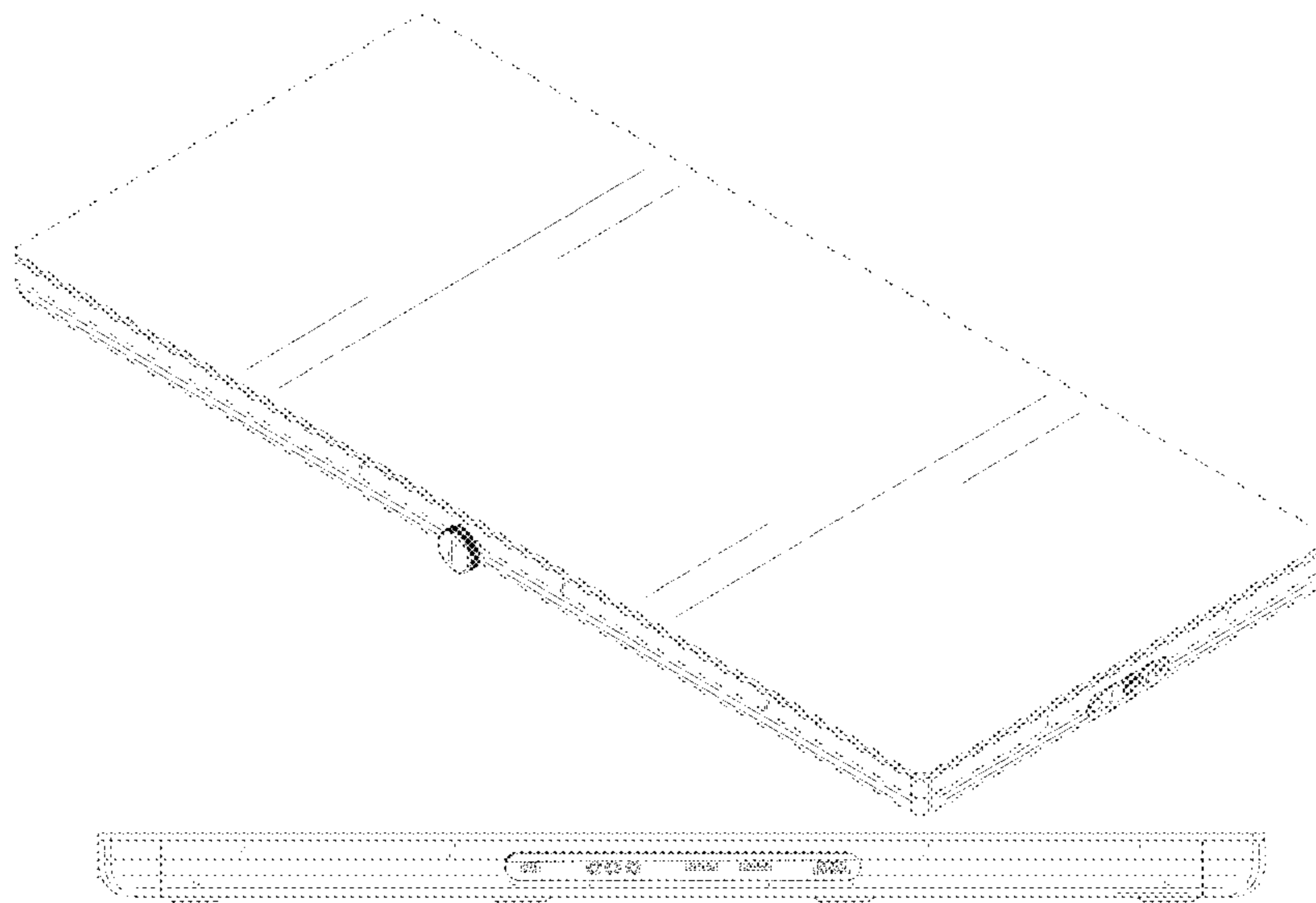
(57) **CLAIM**

The ornamental design for speaker, as shown and described.

DESCRIPTION

FIG. 1 is a perspective view of a speaker according to an embodiment of the claimed design; FIG. 2 is a front elevational view of the speaker of FIG. 1; FIG. 3 is a rear elevational view of the speaker of FIG. 1; FIG. 4 is a left elevational view of the speaker of FIG. 1; FIG. 5 is a right elevational view of the speaker of FIG. 1; FIG. 6 is a top elevational view of the speaker of FIG. 1; and FIG. 7 is a bottom elevational view of the speaker of FIG. 1. The broken lines in the Figures represent the portions of the design that form no part of the claim.

1 Claim, 7 Drawing Sheets



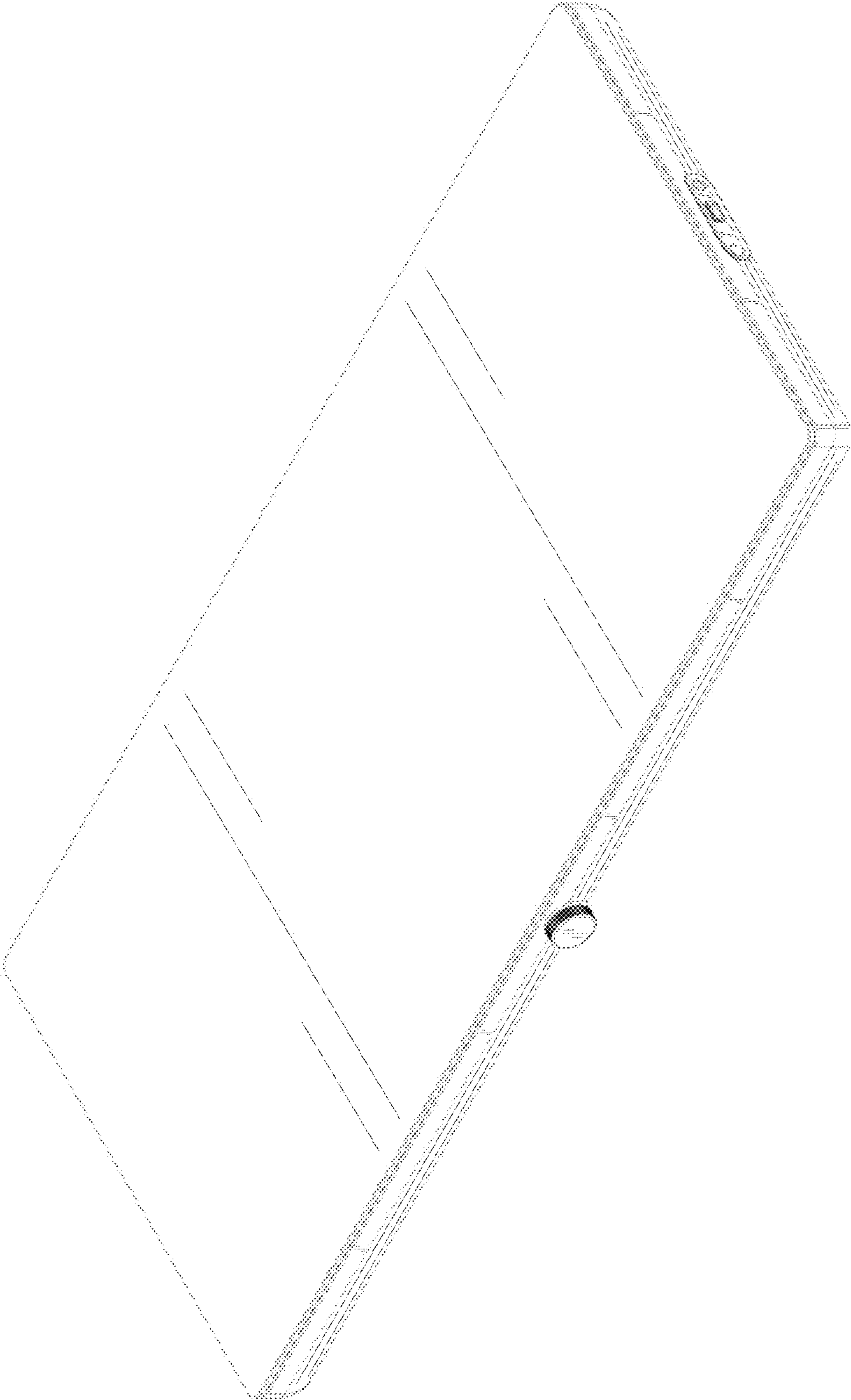


FIG. 1




FIG. 2




FIG. 3

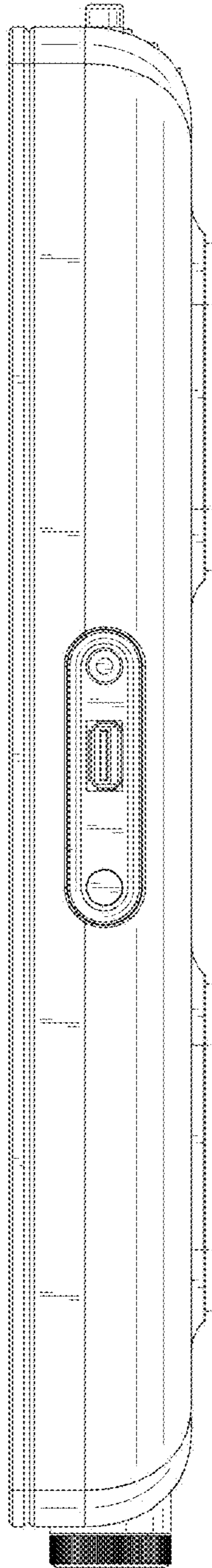


FIG. 4




FIG. 5




FIG. 6




FIG. 7