



US00D756955S

(12) **United States Design Patent**
Wagner

(10) **Patent No.:** **US D756,955 S**

(45) **Date of Patent:** **** May 24, 2016**

(54) **COMBINED AUDIO PLAYER AND RECORDER**

(71) Applicant: **Baby Stars GmbH**, Leipzig (DE)

(72) Inventor: **Wolf Udo Wagner**, Dreieich (DE)

(73) Assignee: **BABY STARS GMBH**, Leipzig (DE)

(**) Term: **14 Years**

(21) Appl. No.: **29/485,577**

(22) Filed: **Mar. 20, 2014**

(30) **Foreign Application Priority Data**

Sep. 21, 2013 (DE) 40 2013 004 202

(51) **LOC (10) Cl.** **14-01**

(52) **U.S. Cl.**
USPC **D14/203.6**

(58) **Field of Classification Search**

USPC D14/167-172, 188, 195, 197, 203.1,
D14/203.3, 203.5, 203.6, 204, 207, 215,
D14/216, 496; 181/143, 144, 147, 148, 150,
181/153, 157, 198, 199; 381/300-302, 336,
381/345, 361-364, 386-388

CPC H04R 1/02; H04R 1/021; H04R 1/023;
H04R 5/00; H04R 9/06; H04R 2420/07

See application file for complete search history.

(56) **References Cited**

U.S. PATENT DOCUMENTS

D304,944 S * 12/1989 Behringer D14/188
D456,383 S * 4/2002 Chen D14/188

D478,887 S * 8/2003 Jerome D14/509
D492,279 S * 6/2004 Lee D14/188
D537,072 S * 2/2007 Kim et al. D14/215
D556,606 S * 12/2007 Stauffer et al. D10/40
D560,209 S * 1/2008 Kim et al. D14/215
D596,159 S * 7/2009 Yamaji et al. D14/216
D636,760 S * 4/2011 Cheng D14/216

* cited by examiner

Primary Examiner — Derrick Holland

Assistant Examiner — Janice Lim

(74) *Attorney, Agent, or Firm* — Michael W. Ferrell

(57) **CLAIM**

The ornamental design for a combined audio player and recorder, as shown and described.

DESCRIPTION

A portion of the disclosure of this patent document contains material to which a claim for copyright is made. The copyright owner has no objection to the facsimile reproduction by anyone of the patent document or the patent disclosure as it appears in the Patent and Trademark Office patent file or records, but reserves all other copyright rights whatsoever.

FIG. 1 is a perspective view of a combined audio player and recorder, showing my new design;

FIG. 2 is a first side elevation view thereof;

FIG. 3 is a top plan view thereof;

FIG. 4 is a bottom plan view thereof;

FIG. 5 is a second side elevation view thereof;

FIG. 6 is a third side elevation view thereof; and,

FIG. 7 is a fourth side elevation view thereof.

The broken line portions of FIGS. 1, 4, 6 and 7 are included to show unclaimed subject matter, only, and form no part of the claimed design.

1 Claim, 7 Drawing Sheets

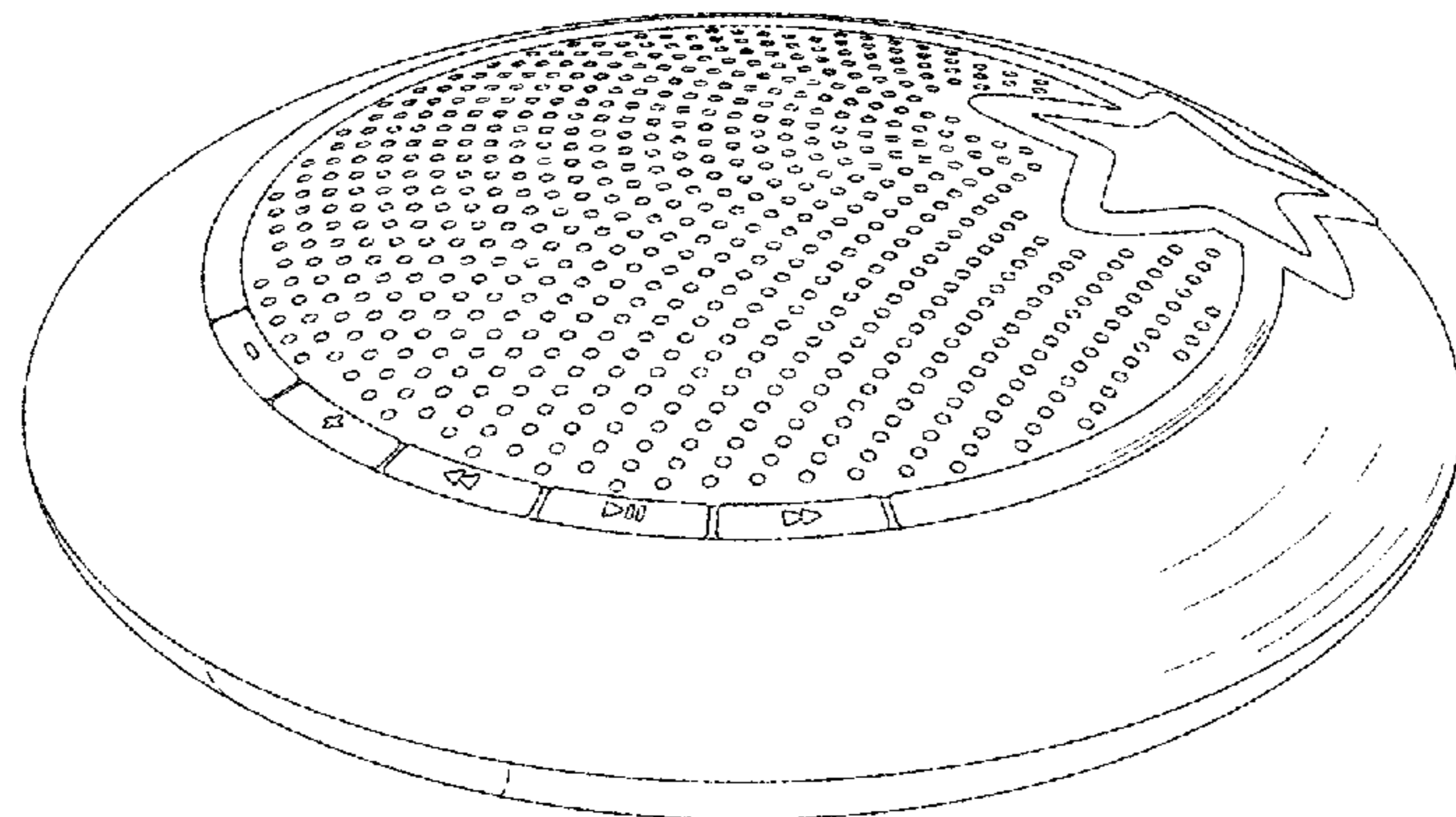


Fig. 1

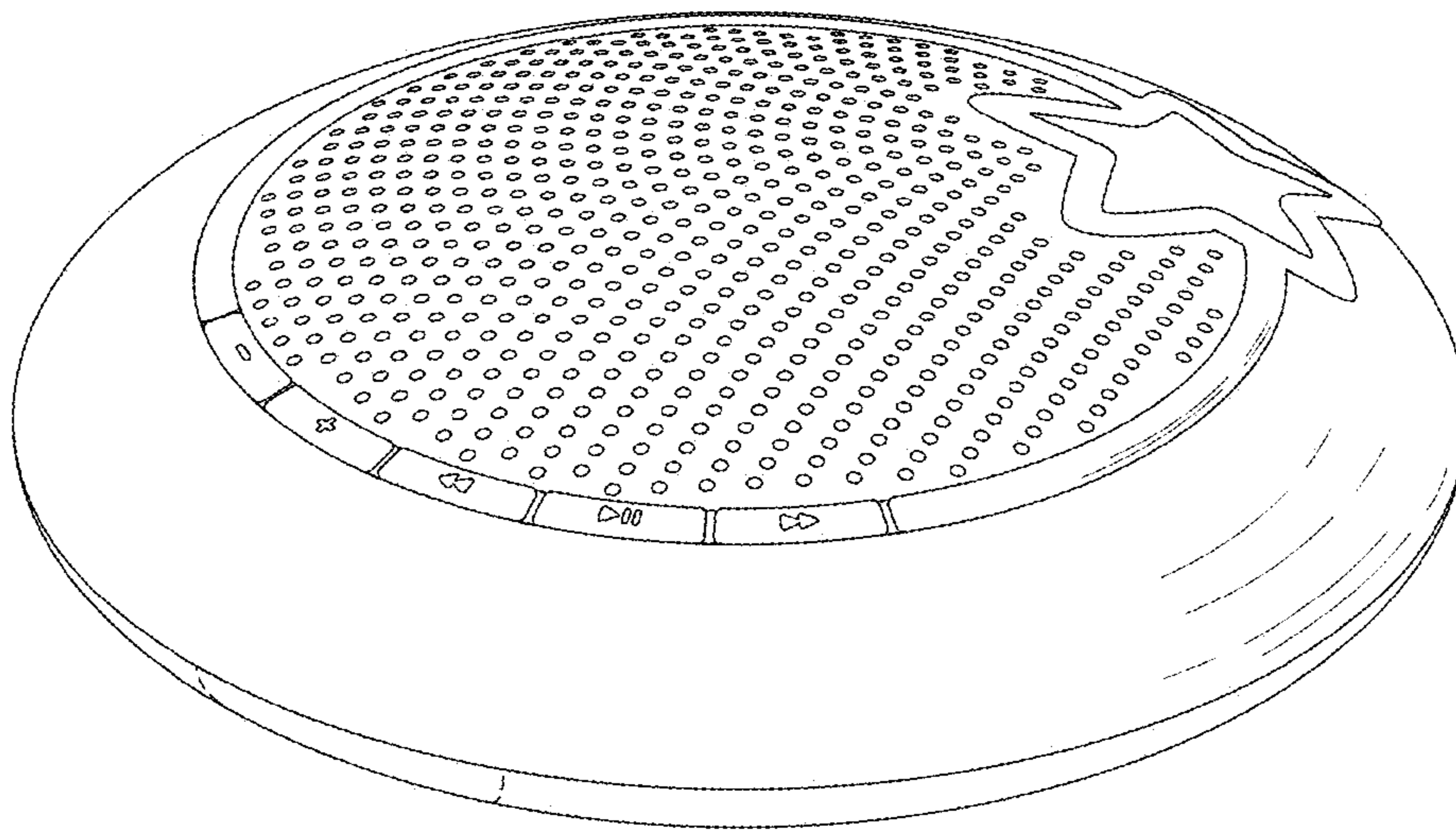


Fig. 2

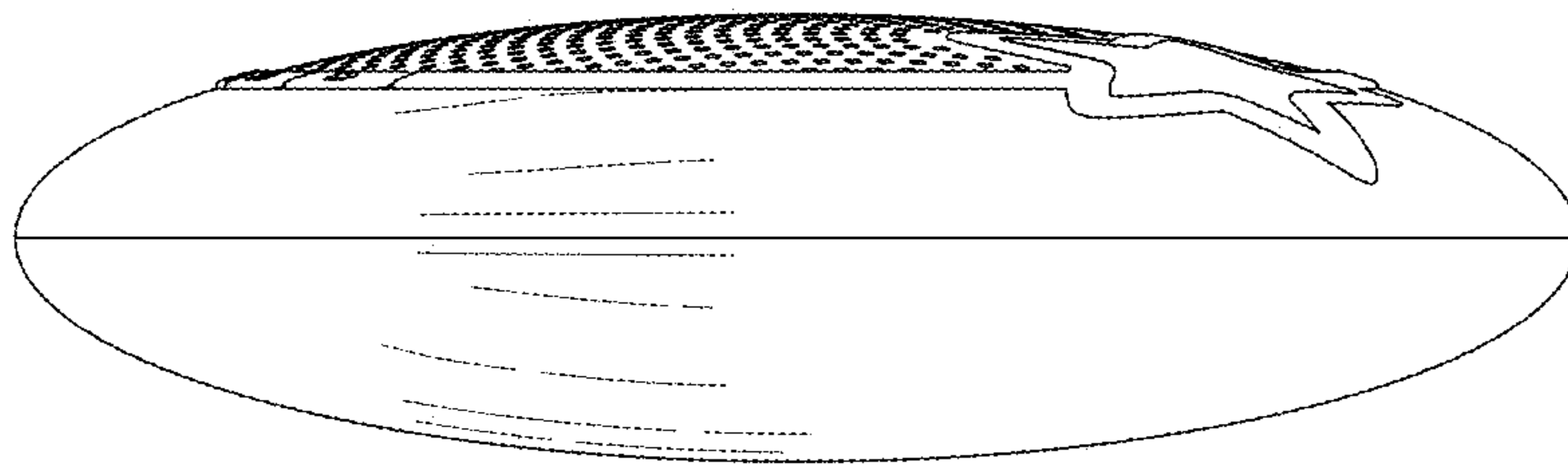


Fig. 3


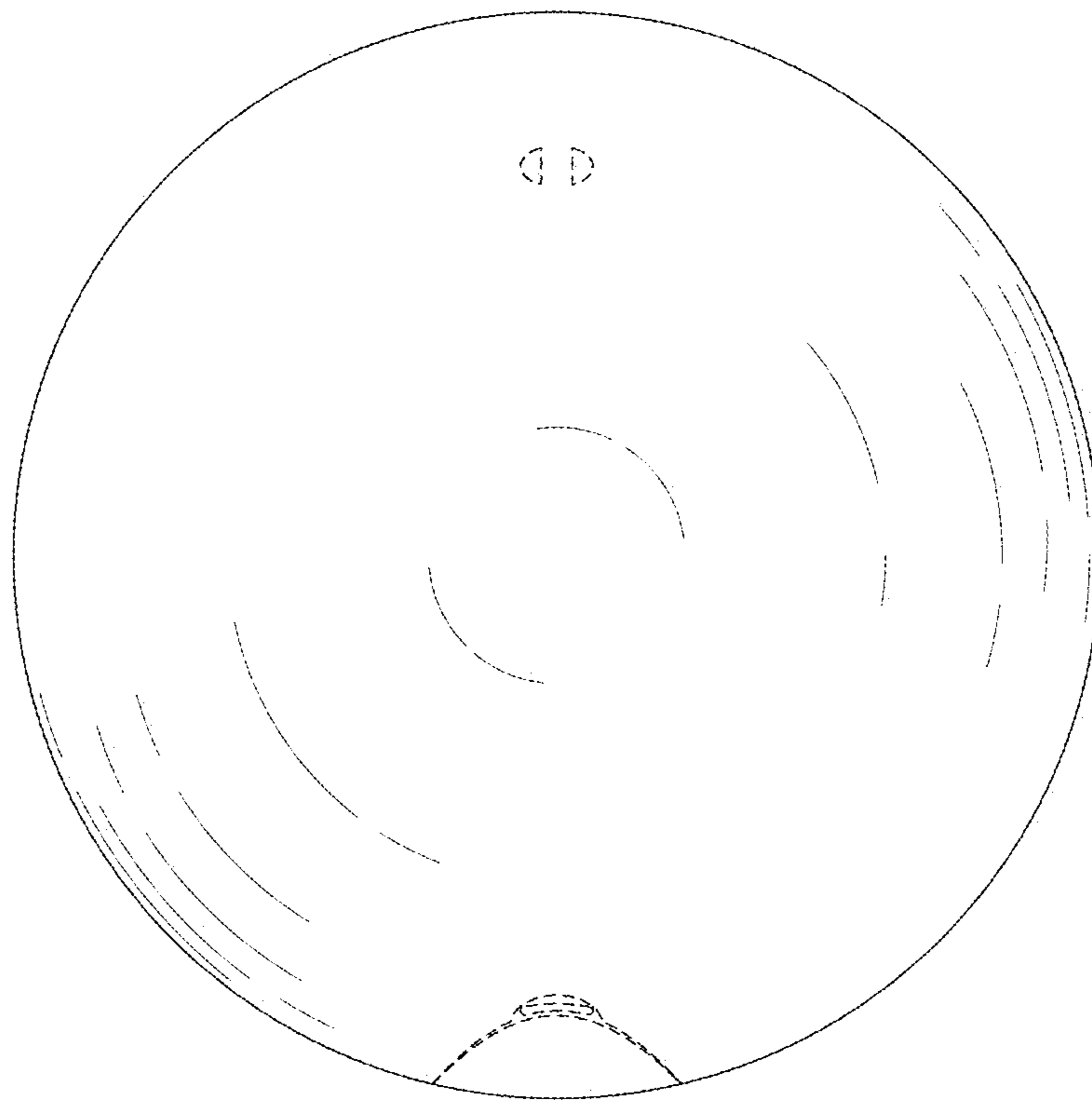


Fig. 4



© 2014 W. U. Wagner

Fig. 5

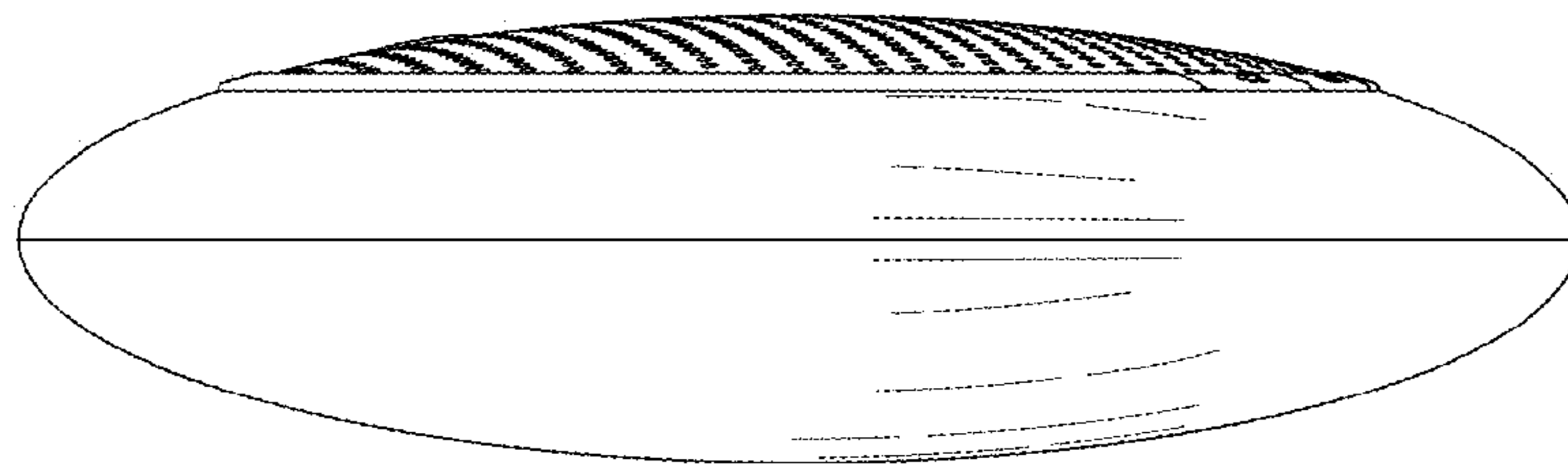


Fig. 6

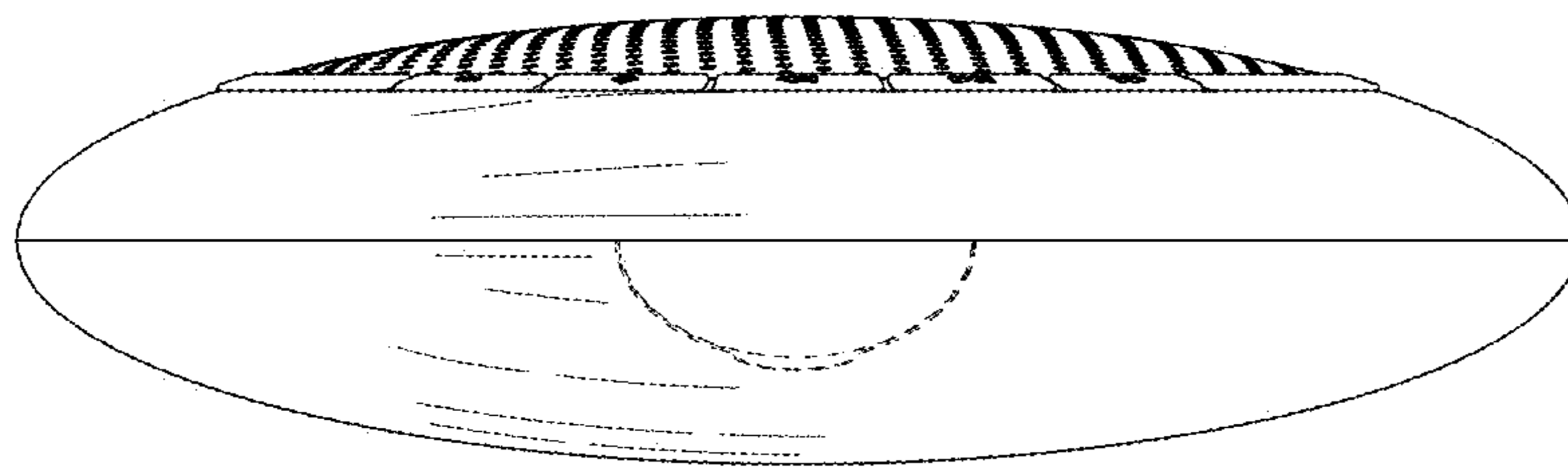


Fig. 7

