



US00D756951S

(12) **United States Design Patent**
Kim et al.

(10) **Patent No.:** **US D756,951 S**

(45) **Date of Patent:** **** May 24, 2016**

(54) **CELLULAR PHONE**

(71) Applicant: **LG Electronics Inc.**, Seoul (KR)

(72) Inventors: **Byeongwook Kim**, Seoul (KR); **Hyon Kim**, Seoul (KR); **Youngho Kim**, Seoul (KR)

(73) Assignee: **LG Electronics Inc.**, Seoul (KR)

(**) Term: **14 Years**

(21) Appl. No.: **29/492,917**

(22) Filed: **Jun. 4, 2014**

(30) **Foreign Application Priority Data**

Feb. 3, 2014 (KR) 30-2014-0005402

(51) **LOC (10) Cl.** **14-03**

(52) **U.S. Cl.**
USPC **D14/138 R**; D14/138 G; D14/138 AA

(58) **Field of Classification Search**
USPC D14/138 G, 138 AD, 138 R, 341, 345,
D14/191, 138 AA; 361/679.55; 455/566
CPC B60R 1/12; G06F 1/162; G06F 1/1647;
H04M 1/7258
See application file for complete search history.

(56) **References Cited**

U.S. PATENT DOCUMENTS

D337,569 S * 7/1993 Kando D14/341
D467,890 S * 12/2002 Lai D14/138 G
6,625,426 B2 * 9/2003 Baratono B60R 1/12
455/345
6,747,635 B2 * 6/2004 Ossia G06F 1/162
345/169
6,903,728 B1 * 6/2005 Baker H04M 1/7258
345/169
D592,211 S * 5/2009 Ichise D14/345
D598,016 S * 8/2009 Han D14/341
D602,488 S * 10/2009 Jiang D14/341
D608,334 S * 1/2010 van den Brand D14/138 AD

D629,799 S * 12/2010 Andre D14/341
D633,460 S * 3/2011 Yi D14/138 G
7,933,123 B2 * 4/2011 Wang G06F 1/1626
361/679.55
D639,764 S * 6/2011 Lee D14/138 AD
D645,014 S * 9/2011 Chung D14/138 G
D645,015 S * 9/2011 Lee D14/138 G

(Continued)

FOREIGN PATENT DOCUMENTS

CA 145841 * 2/2012
CA 146199 * 6/2012
CA 143821 * 8/2012

OTHER PUBLICATIONS

Gigabyte GSmart G1310—Full Phone Specifications, Announced Nov. 16, 2012, [Site visited Dec. 21, 2015]http://www.gsmarena.com/gigabyte_gsmart_g1310-3720.php.*

(Continued)

Primary Examiner — John Windmuller

Assistant Examiner — Luqman McNeil

(74) *Attorney, Agent, or Firm* — Morgan, Lewis & Bockius LLP

(57) **CLAIM**

The ornamental design for a cellular phone, as shown and described.

DESCRIPTION

FIG. 1 is a front, left side, perspective view of a cellular phone showing our new design;

FIG. 2 is a front view thereof;

FIG. 3 is a rear view thereof;

FIG. 4 is a left side view thereof;

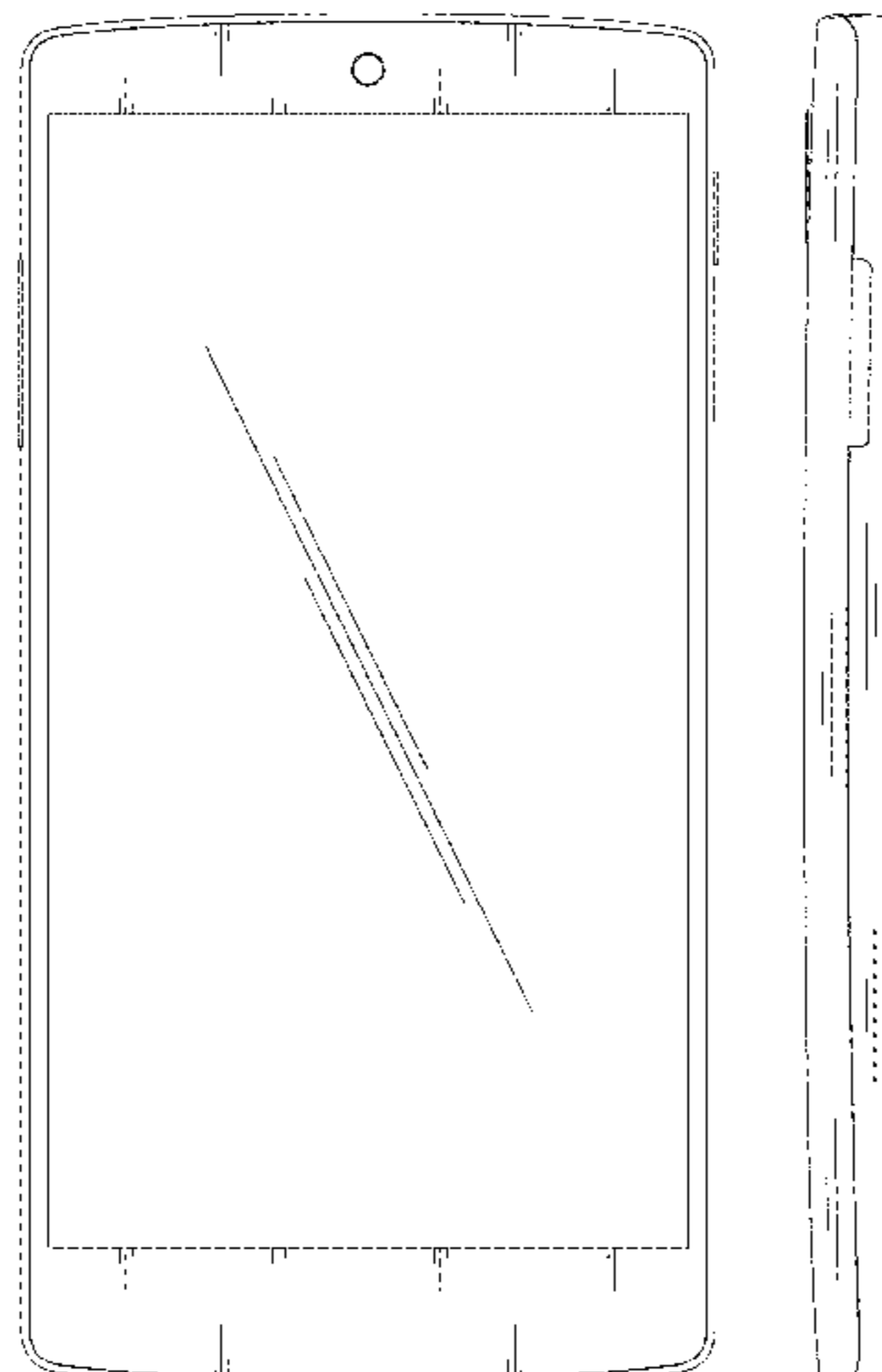
FIG. 5 is a right side view thereof;

FIG. 6 is a top view thereof; and,

FIG. 7 is a bottom view thereof.

The broken lines shown in the drawings are for illustrative purposes only and form no part of the claimed design.

1 Claim, 6 Drawing Sheets



(56)

References Cited

U.S. PATENT DOCUMENTS

D653,640 S * 2/2012 Kwon D14/138 G
D654,452 S * 2/2012 Son D14/138 G
D656,118 S * 3/2012 Kim D14/138 G
D668,628 S * 10/2012 Ha D14/138 G
D674,369 S * 1/2013 Jaewoong D14/138 G
D686,586 S * 7/2013 Cho D14/138 G
D687,002 S * 7/2013 Song D14/138 G
D687,402 S * 8/2013 Park D14/138 G
D695,252 S * 12/2013 Song D14/138 G
D695,253 S * 12/2013 Song D14/138 G

D699,207 S * 2/2014 Kim D14/138 G
D717,266 S * 11/2014 Chung D14/138 G
D739,368 S * 9/2015 Lee D14/138 G
D739,369 S * 9/2015 Seo D14/138 G
2011/0117971 A1* 5/2011 Kim G06F 1/1647
455/566

OTHER PUBLICATIONS

LG Announced 2 New Phones T375 and T385 in MWC, Announced
Mar. 1, 2012, [Site Visited Dec. 21, 2015][http://www.gizbot.com/
mobile/lg-announced-2-new-phones-t375-and-t385-in-mwc.html](http://www.gizbot.com/mobile/lg-announced-2-new-phones-t375-and-t385-in-mwc.html).*

* cited by examiner

FIG. 1

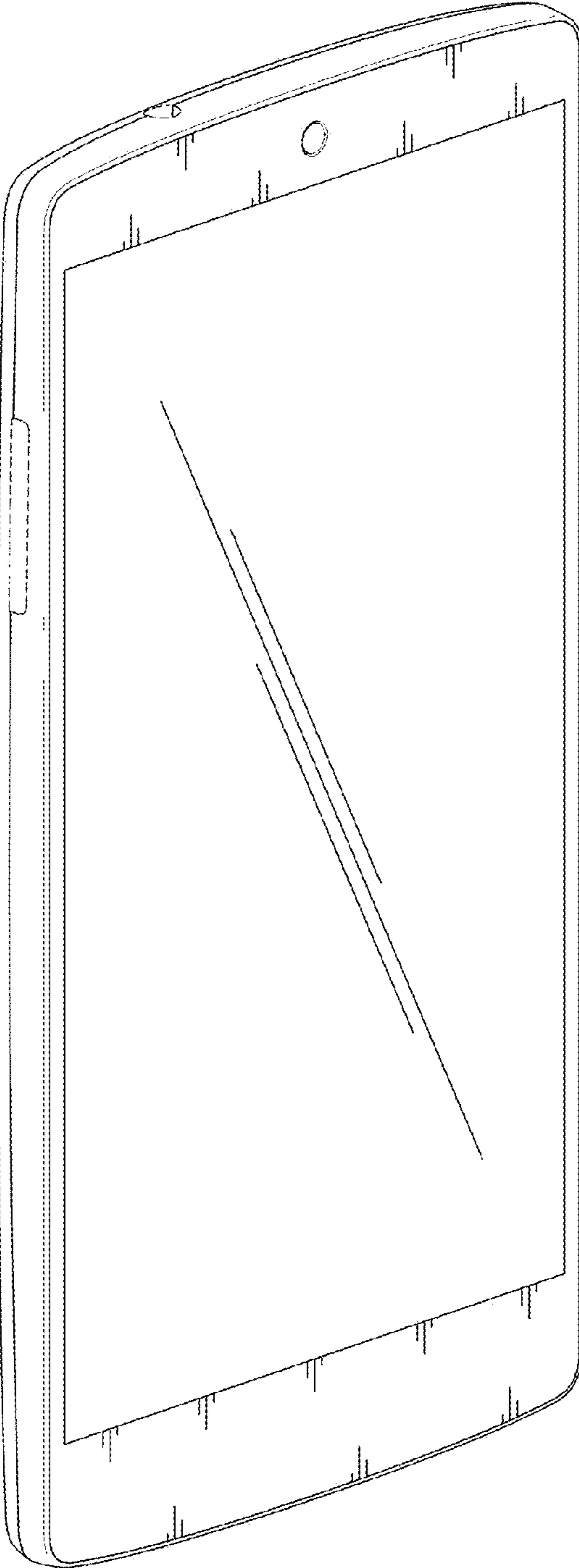


FIG. 2

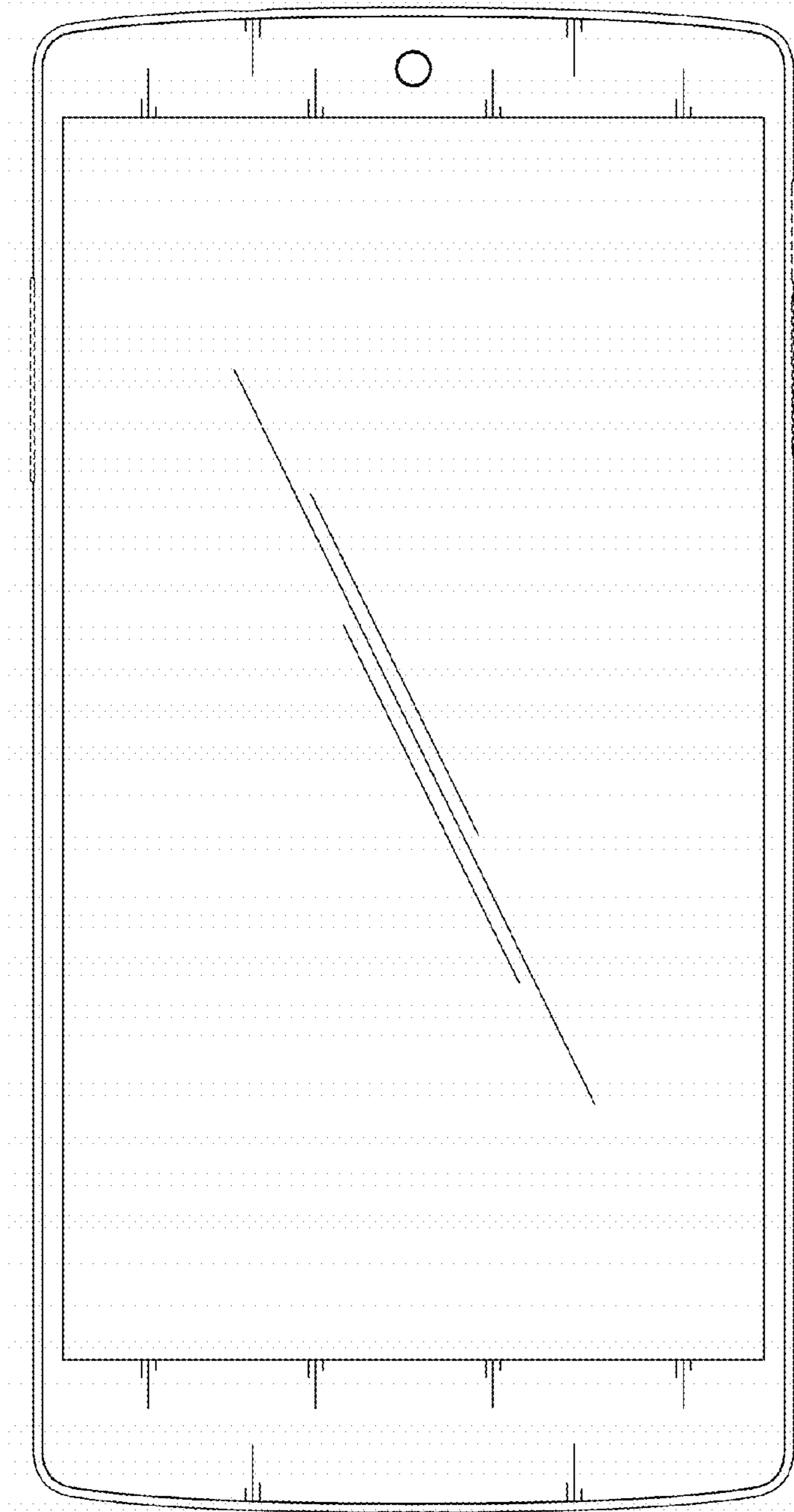


FIG. 3




FIG. 4

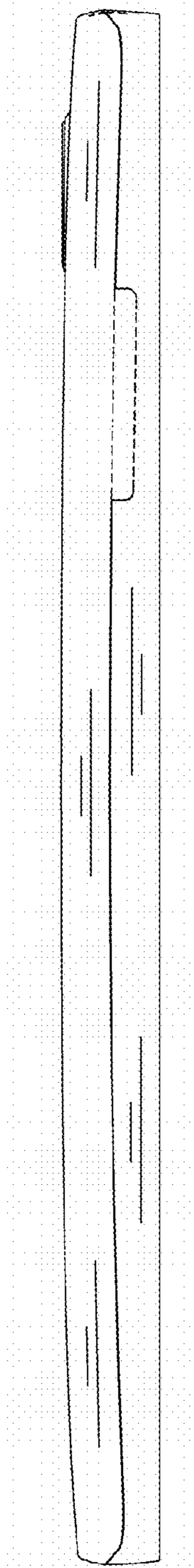


FIG. 5

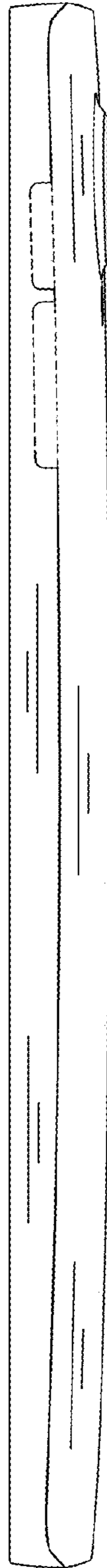


FIG. 6

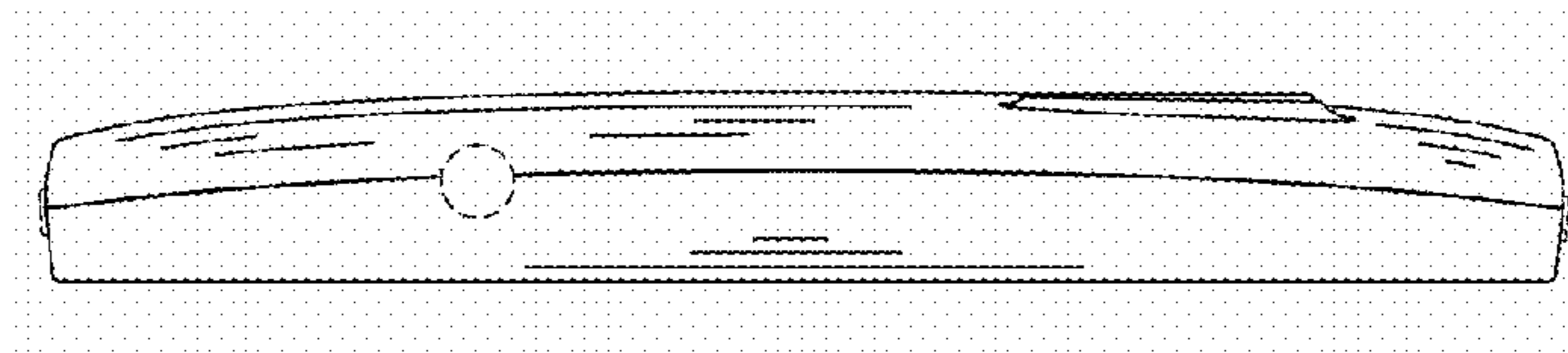


FIG. 7

