



US00D756945S

(12) **United States Design Patent**
Kim et al.

(10) **Patent No.:** **US D756,945 S**

(45) **Date of Patent:** **** May 24, 2016**

(54) **TELEVISION**

(71) Applicant: **Samsung Electronics Co., Ltd.**,
Suwon-si (KR)

(72) Inventors: **Jin-Wook Kim**, Yongin-si (KR); **Jin-Ie Ryu**, Seoul (KR); **Ki-Hyun Yoon**, Busan (KR)

(73) Assignee: **SAMSUNG ELECTRONICS CO., LTD.** (KR)

(**) Term: **14 Years**

(21) Appl. No.: **29/512,070**

(22) Filed: **Dec. 16, 2014**

(30) **Foreign Application Priority Data**

Jun. 16, 2014 (KR) 30-2014-0029175

(51) **LOC (10) Cl.** **14-03**

(52) **U.S. Cl.**
USPC **D14/126**

(58) **Field of Classification Search**
USPC D14/125-134, 239, 371, 136, 374-377,
D14/440, 450, 448, 336, 342, 159; 312/7.2;
348/836, 838, 180, 184, 325, 739;
248/917-924, 465; 345/104, 133, 156,
345/168, 87, 173; D21/329, 515, 577, 622,
D21/333, 433, 448, 452, 450, 331, 505;
D10/15, 26; 446/484, 175, 356;
D6/477, 479, 300

CPC ... G06F 1/1601; G06F 1/1643; H05K 5/0004;
H05K 5/0017; H05K 5/02; H05K 5/0217

See application file for complete search history.

(56) **References Cited**

U.S. PATENT DOCUMENTS

D564,993	S	*	3/2008	Lee	D14/126
D655,266	S	*	3/2012	Kim	D14/126
D661,671	S	*	6/2012	Laube et al.	D14/126
D677,637	S	*	3/2013	Kubota	D14/126
D680,980	S	*	4/2013	Park	D14/126
D689,836	S	*	9/2013	Park	D14/126
D691,979	S	*	10/2013	Park	D14/126
D709,044	S	*	7/2014	Takami et al.	D14/126
D709,045	S	*	7/2014	Itou et al.	D14/126
D715,756	S	*	10/2014	Lim et al.	D14/126
D738,336	S	*	9/2015	Hwangbo et al.	D14/126

* cited by examiner

Primary Examiner — Raphael Barkai

(74) *Attorney, Agent, or Firm* — Cantor Colburn LLP

(57) **CLAIM**

The ornamental design for a television, as shown and described.

DESCRIPTION

FIG. 1 is a perspective view of a television, showing our new design;

FIG. 2 is a front view thereof;

FIG. 3 is a rear view thereof;

FIG. 4 is a side view thereof;

FIG. 5 is another side view thereof;

FIG. 6 is a top view thereof;

FIG. 7 is a bottom view thereof;

FIG. 8 is an enlarged view of the encircled portion 8 shown in FIG. 1; and,

FIG. 9 is a cross sectional view along the line 9-9 of FIG. 2. The broken lines are for environmental purpose only and form no part of the claimed design.

The dot-dash broken lines encircling the portion of the claimed design that is illustrated in an enlargement form no part of the claimed design.

1 Claim, 8 Drawing Sheets

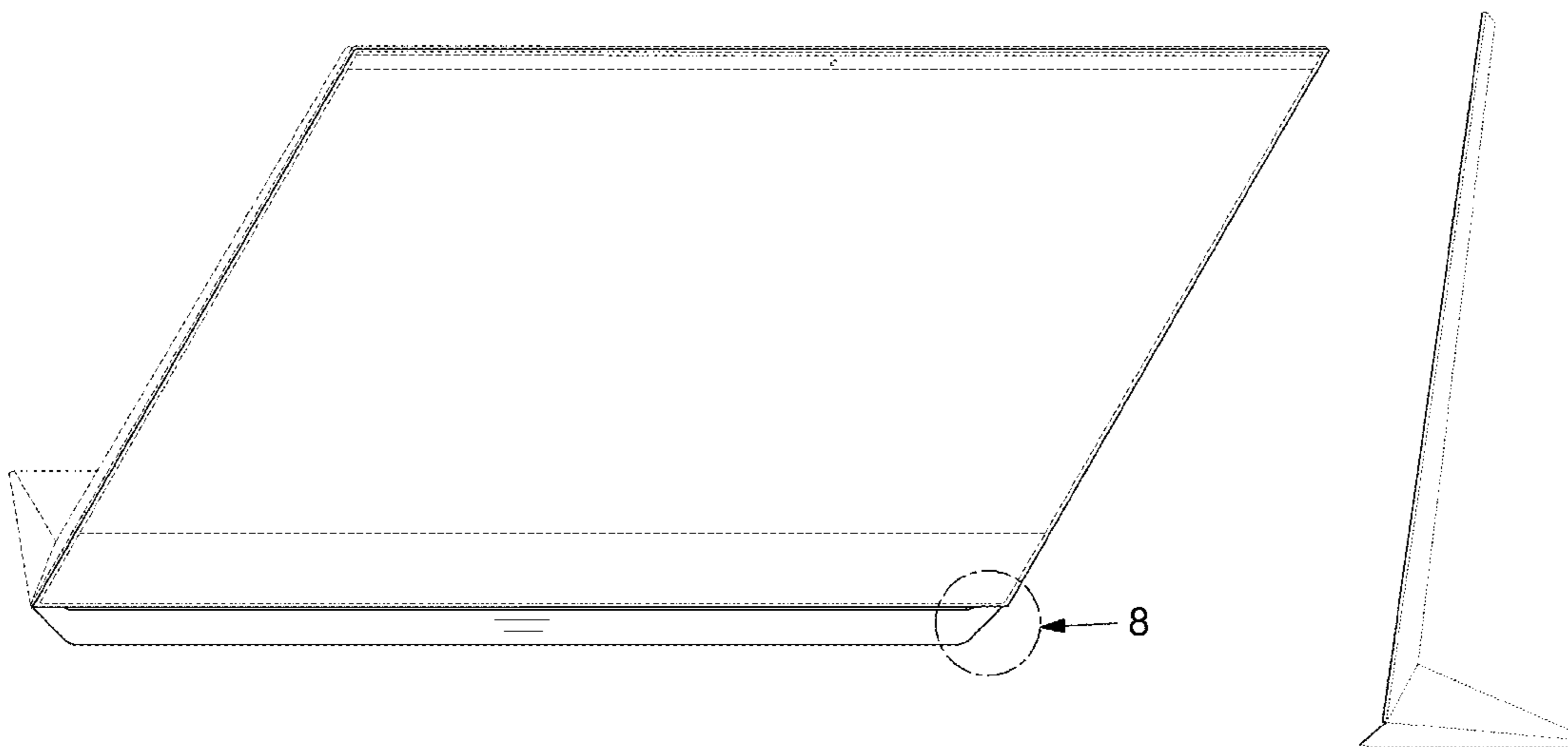


FIG. 1

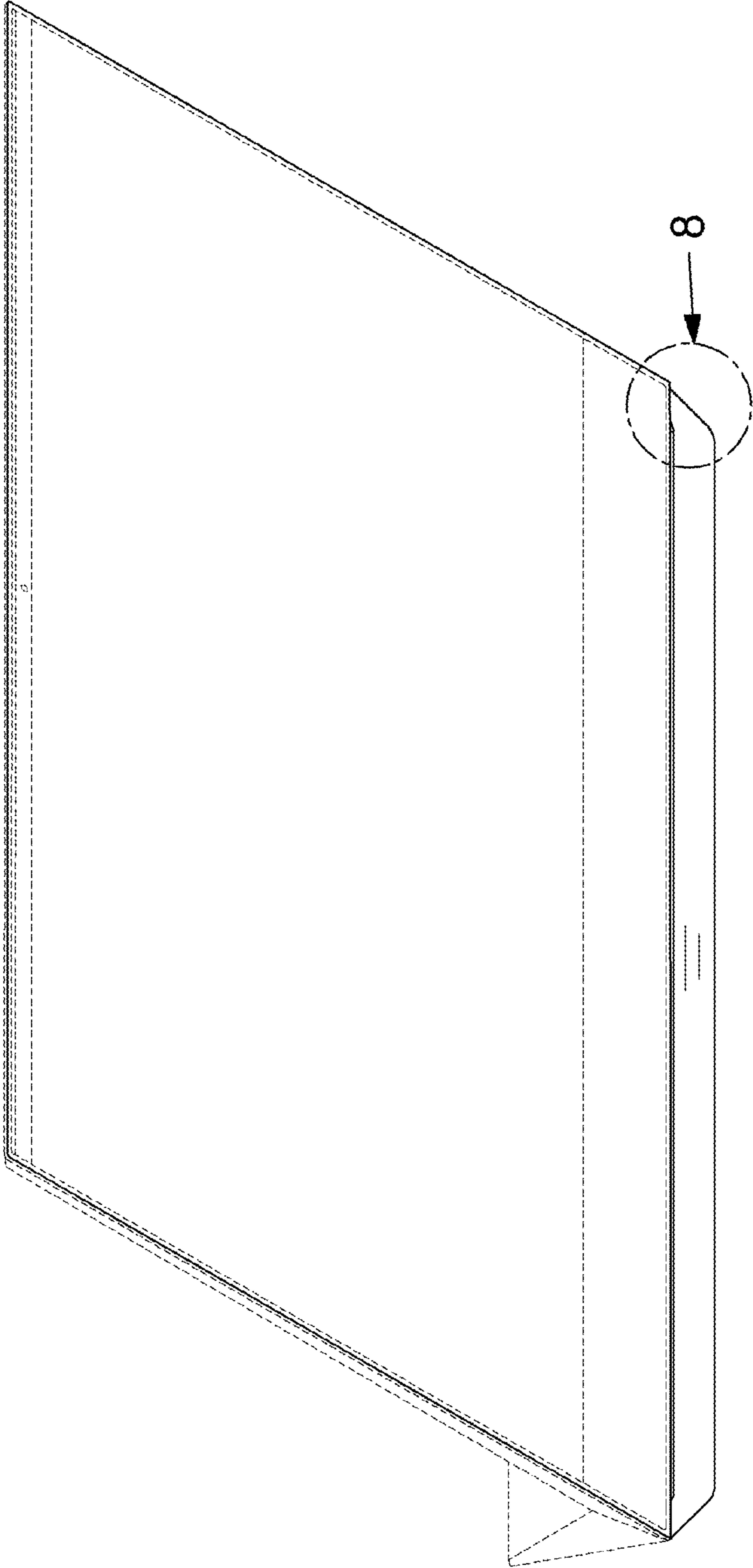


FIG. 2




FIG. 3




FIG. 4

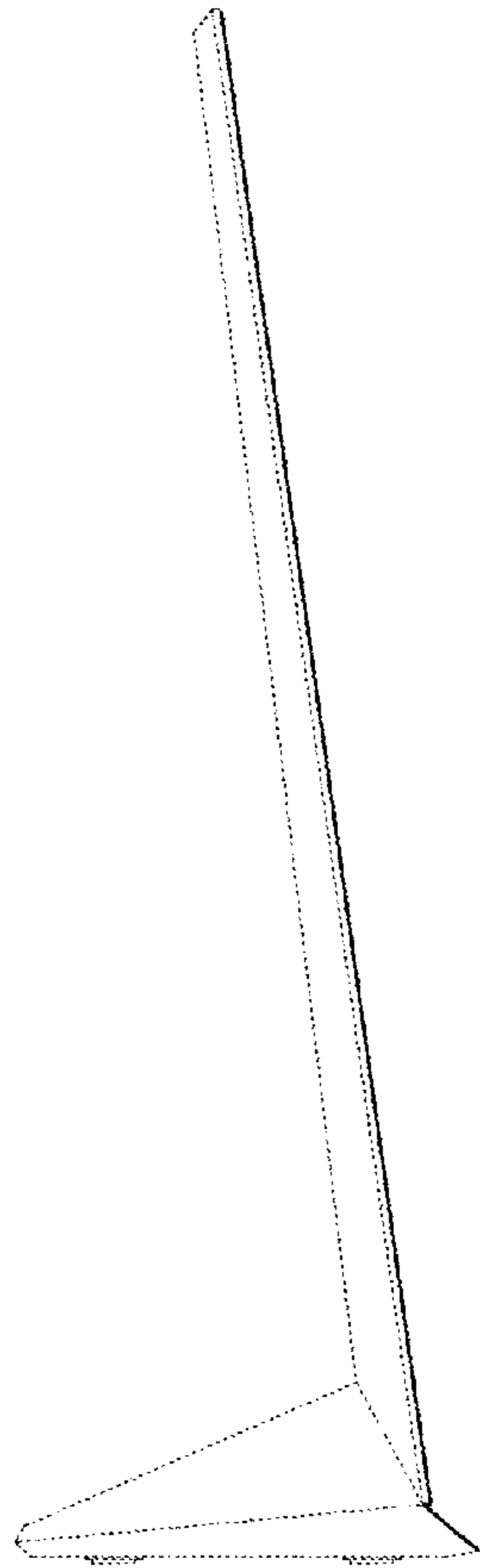


FIG. 5

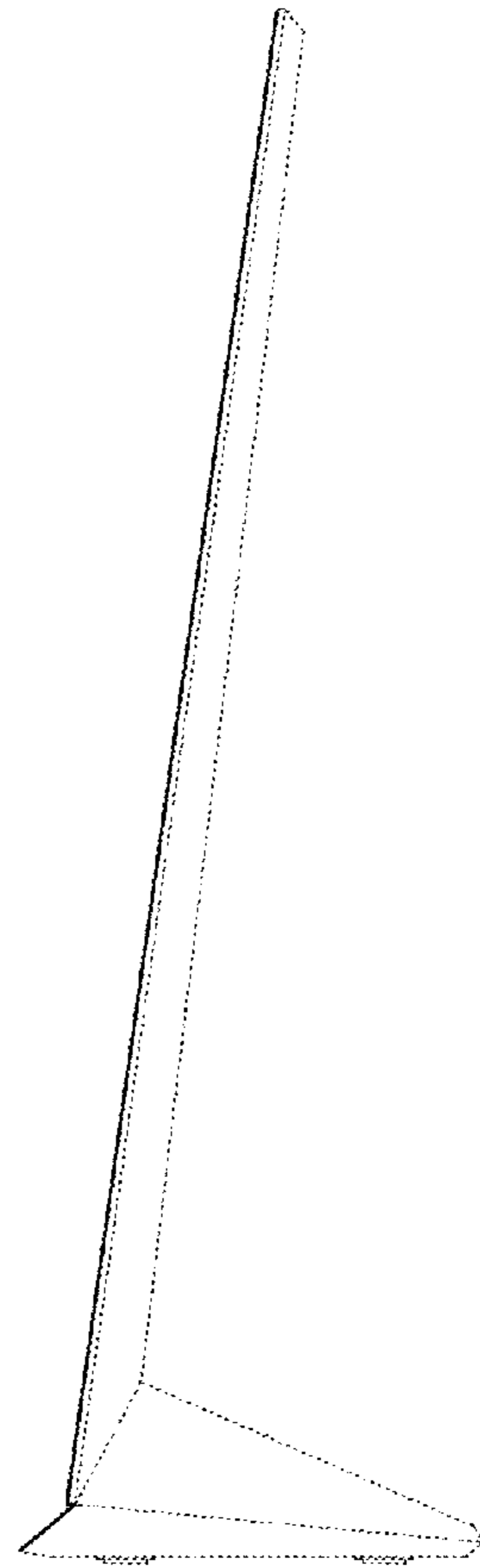


FIG. 6




FIG. 7




FIG. 8

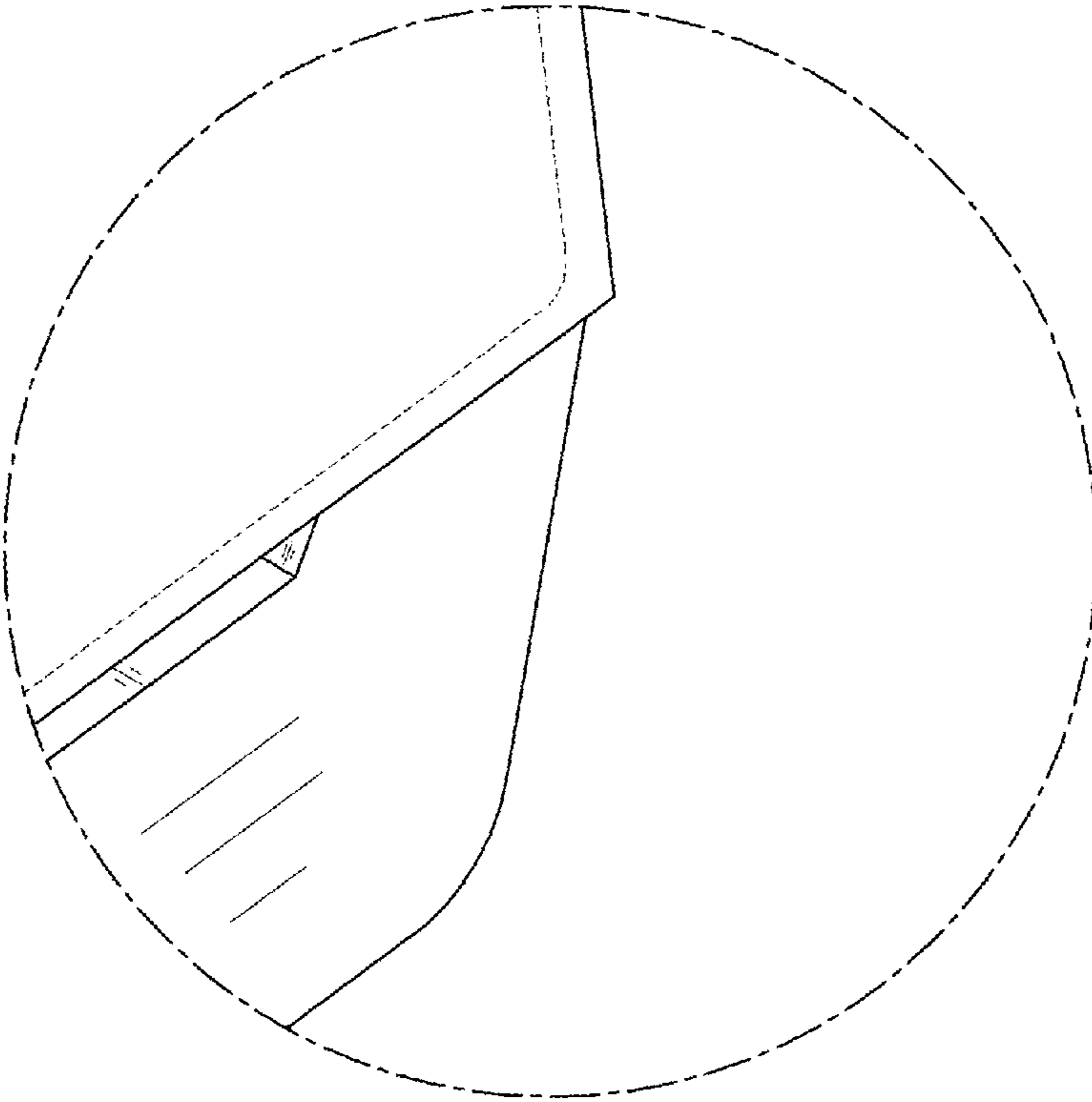


FIG. 9

