



US00D756919S

(12) **United States Design Patent**
Wing et al.

(10) **Patent No.:** **US D756,919 S**
(45) **Date of Patent:** **** May 24, 2016**

(54) **AIR COOLED BATTERY CHARGER**

H01M 10/4257; H01M 10/0436; H01M 10/48;
H01M 2200/30; H01M 2250/30; H01M
2250/40; B60L 11/182

(71) Applicants: **Ken Wing**, Alpine, CA (US); **Scott Carroll**, Lakeside, CA (US); **Albert Moreno**, Chula Vista, CA (US)

See application file for complete search history.

(72) Inventors: **Ken Wing**, Alpine, CA (US); **Scott Carroll**, Lakeside, CA (US); **Albert Moreno**, Chula Vista, CA (US)

(56) **References Cited**

(73) Assignee: **CURRENT WAYS, INC.**, Santee, CA (US)

U.S. PATENT DOCUMENTS

(**) Term: **14 Years**

D281,969 S *	12/1985	Moeller	D13/179
D284,076 S *	6/1986	Moeller	D13/123
D351,134 S *	10/1994	Hunziker	D13/110
D372,017 S *	7/1996	Suematsu	D13/110
D404,006 S *	1/1999	Clowers	D13/107
D414,752 S *	10/1999	Rooyakkers	D13/184
D414,774 S *	10/1999	Gauffin	D13/184
D610,540 S *	2/2010	Engel	D13/110
D621,351 S *	8/2010	Huang	D13/110
D731,426 S *	6/2015	Hong	D13/119
D739,347 S *	9/2015	Huang	D13/110

(21) Appl. No.: **29/500,729**

(22) Filed: **Aug. 27, 2014**

* cited by examiner

Related U.S. Application Data

(63) Continuation-in-part of application No. 29/396,260, filed on Jun. 28, 2011, now abandoned.

Primary Examiner — Rosemary K Tarcza

Assistant Examiner — Sanjeev Paul

(51) **LOC (10) Cl.** **13-02**

(74) *Attorney, Agent, or Firm* — Themis Law

(52) **U.S. Cl.**
USPC **D13/108**

(57) **CLAIM**

The ornamental design for an air cooled battery charger, as shown.

(58) **Field of Classification Search**

DESCRIPTION

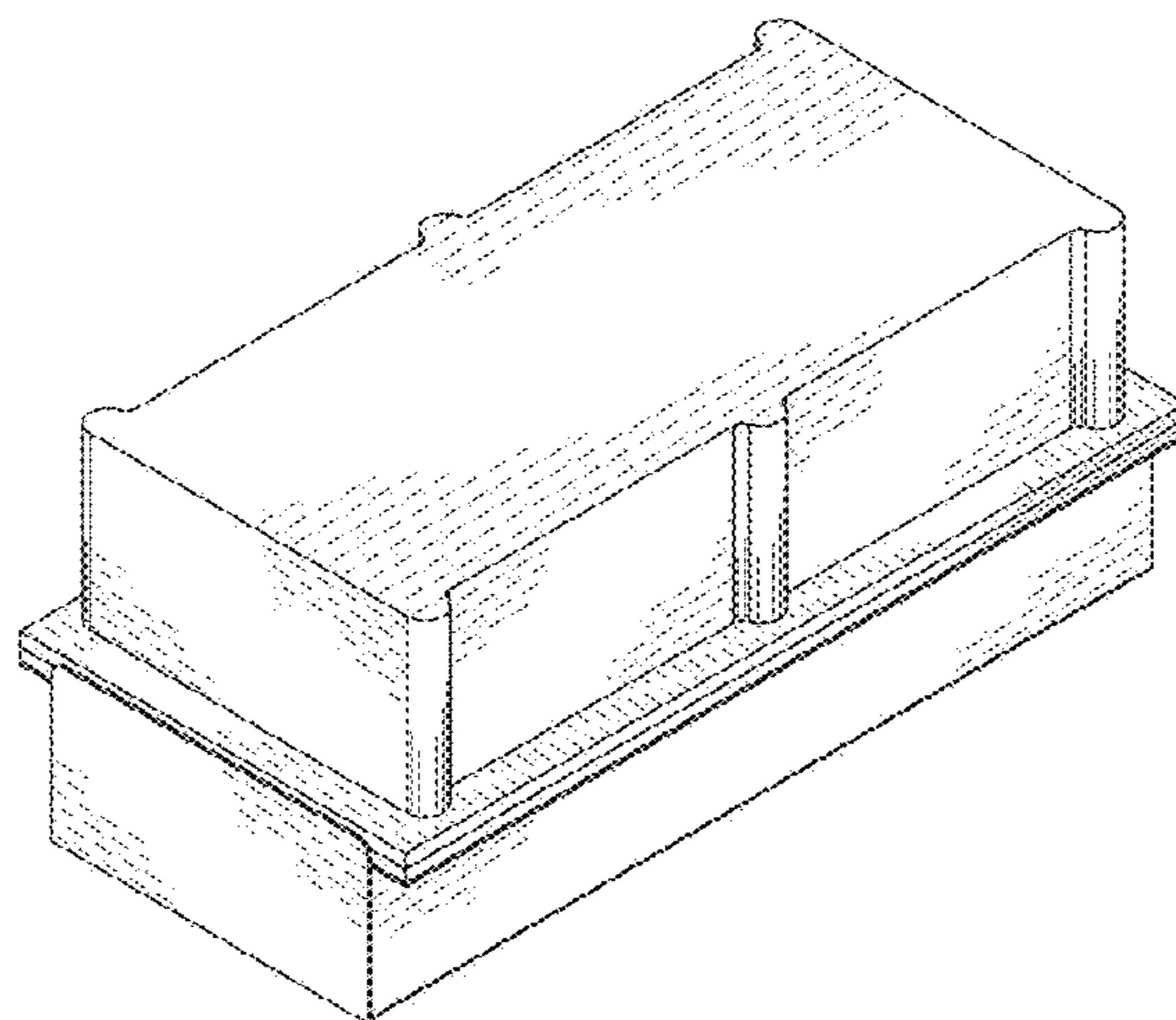
USPC D13/102–110, 118–119, 184, 199, 133, D13/144; D14/251, 253, 432, 434, 356, D14/155; D15/9; 320/107–115

CPC Y02E 60/12; Y02E 60/10; Y02E 60/122; Y02E 60/124; Y02E 60/50; Y02T 90/14; Y02T 90/122; Y02T 90/128; Y02T 90/163; H02J 7/025; H02J 7/0042; H02J 7/0044; H02J 7/0045; H02J 7/0003; H02J 7/00; H02J 7/0011; H02J 7/0013; H02J 7/0054; H02J 7/0055; H02J 7/0057; H02J 2007/0062; H01F 38/14; H01R 13/6675; H01M 2/02; H01M 2/022; H01M 2/0202; H01M 2/0207; H01M 2/0212; H01M 2/1061; H01M 2/1022; H01M 2/1055; H01M 2/1066; H01M 2/105; H01M 2/204; H01M 10/44; H01M 10/46; H01M 10/425; H01M 10/465; H01M 10/482;

FIG. 1, is a front perspective view of an air cooled battery charger, a new design;
 FIG. 2, is a front perspective view thereof;
 FIG. 3, is a rear view thereof
 FIG. 4, is a left side view thereof;
 FIG. 5, is a right view thereof;
 FIG. 6, is a bottom view thereof; and,
 FIG. 7, is a top view thereof.

The portions of the Figures shown in broken and phantom lines are for illustrative purpose only and form no part of the claimed design.

1 Claim, 7 Drawing Sheets



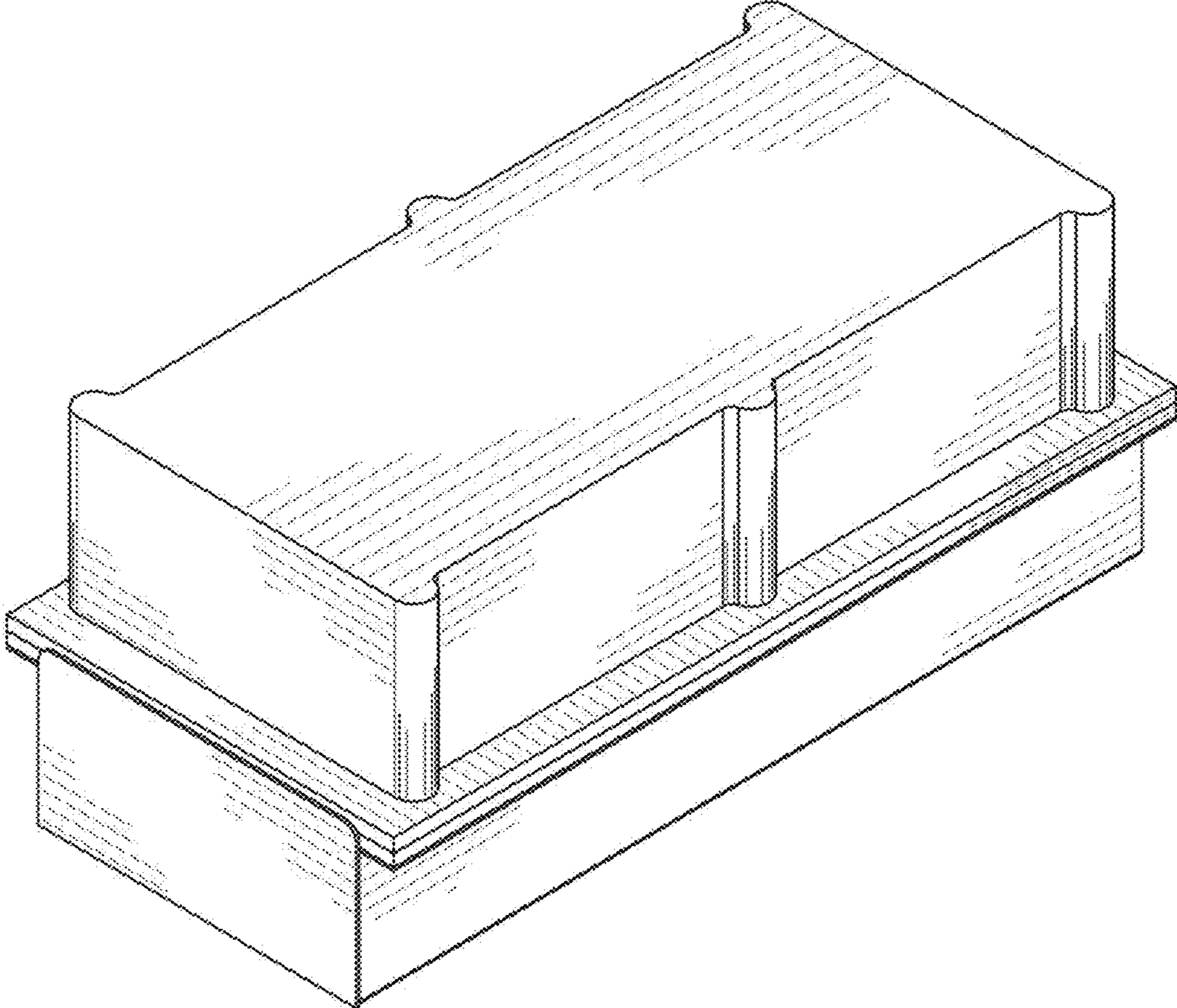


Fig. 1




Fig. 2

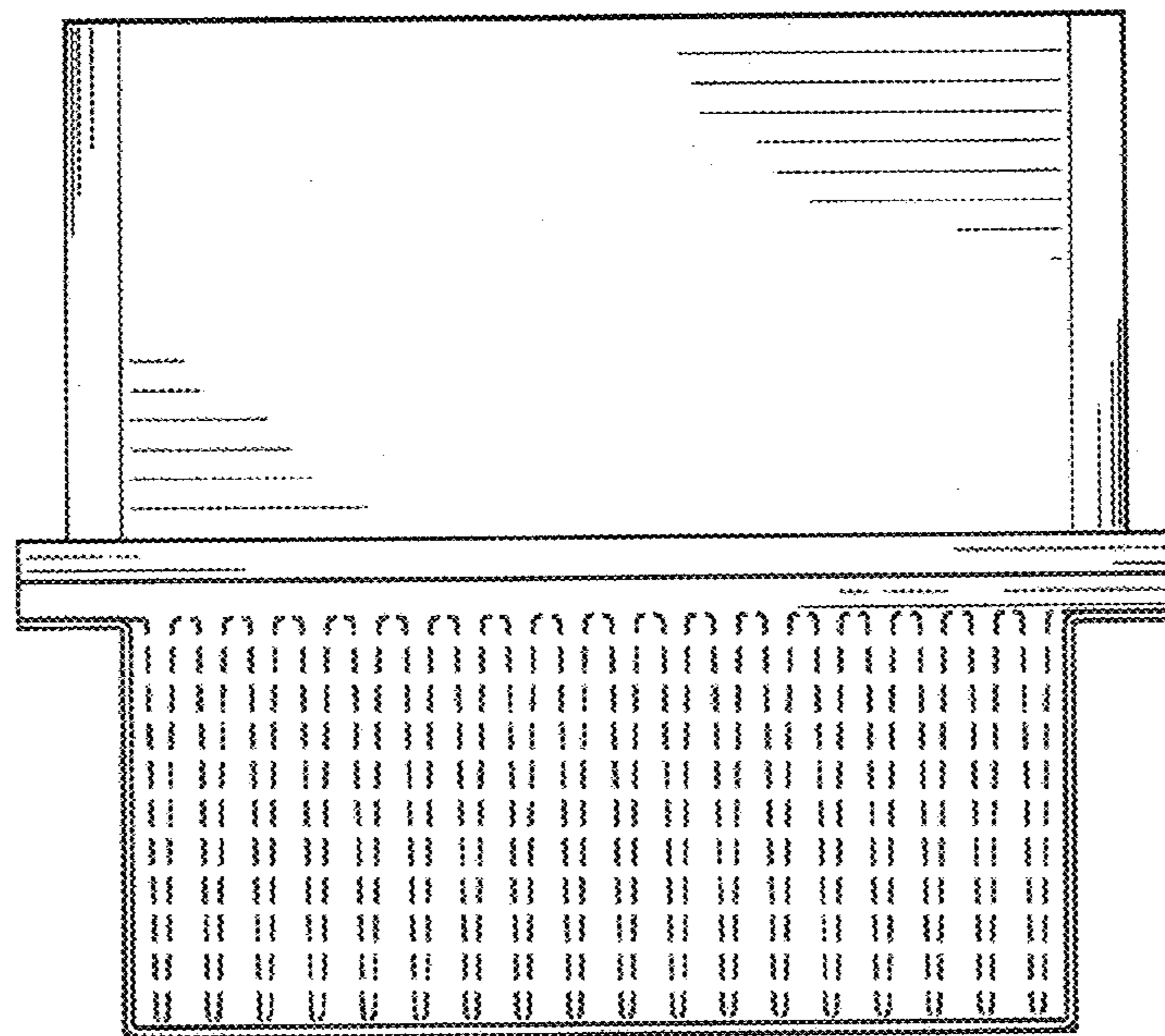


Fig. 3

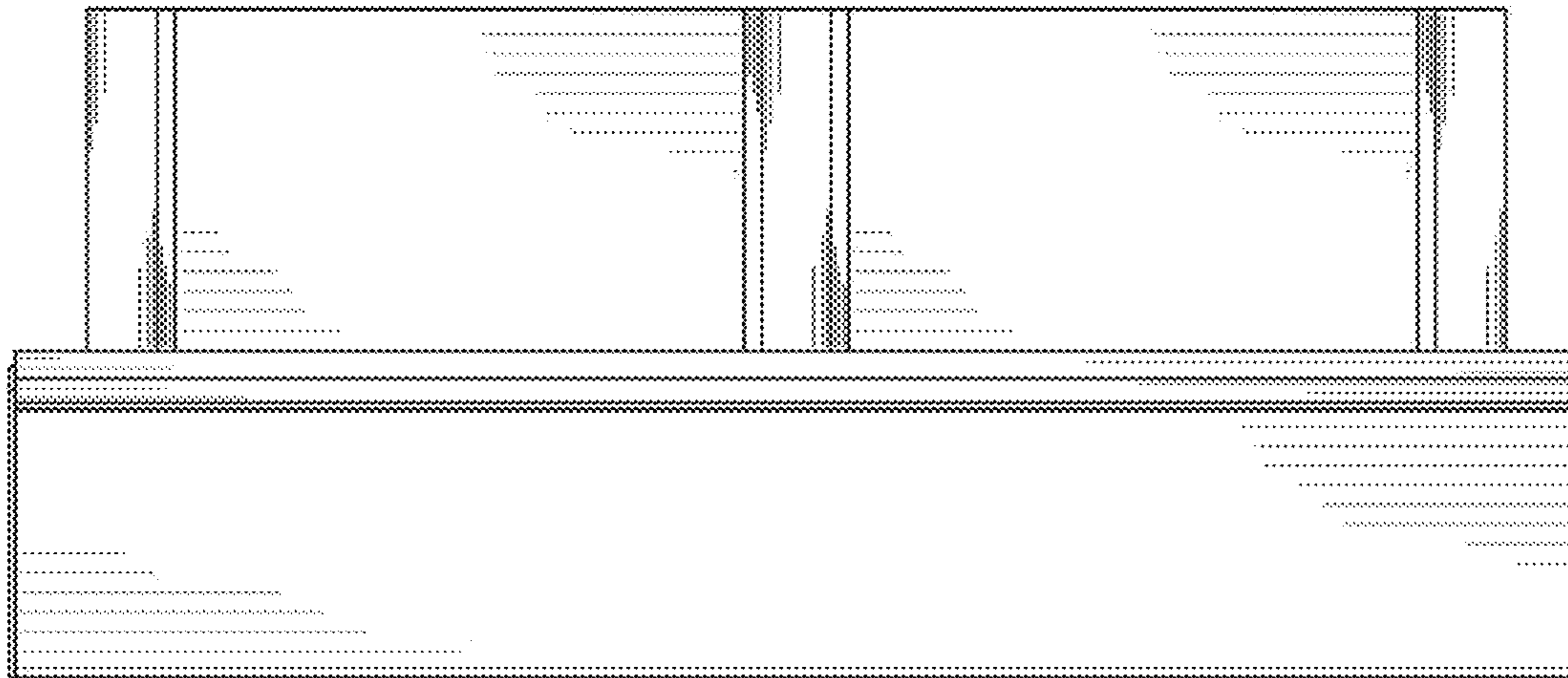


Fig. 4

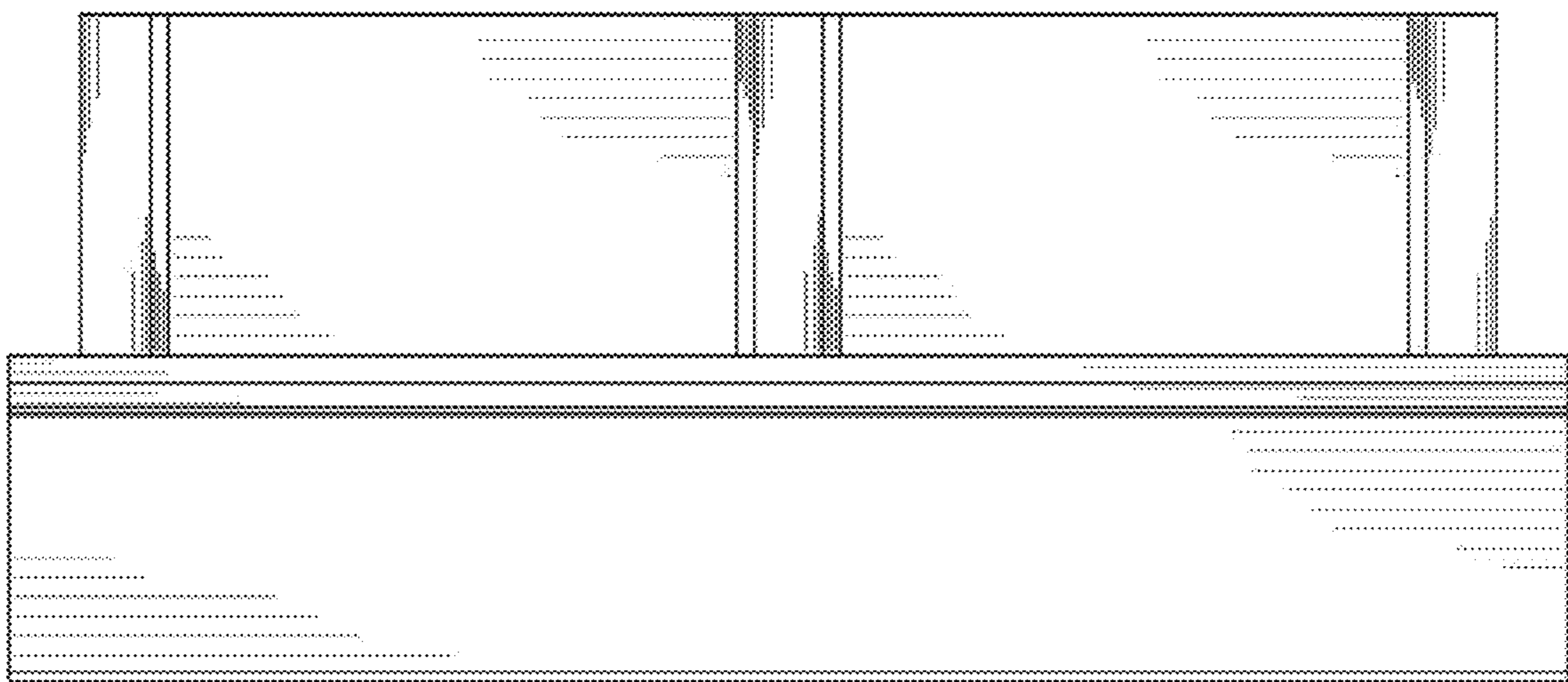


Fig. 5




Fig. 6

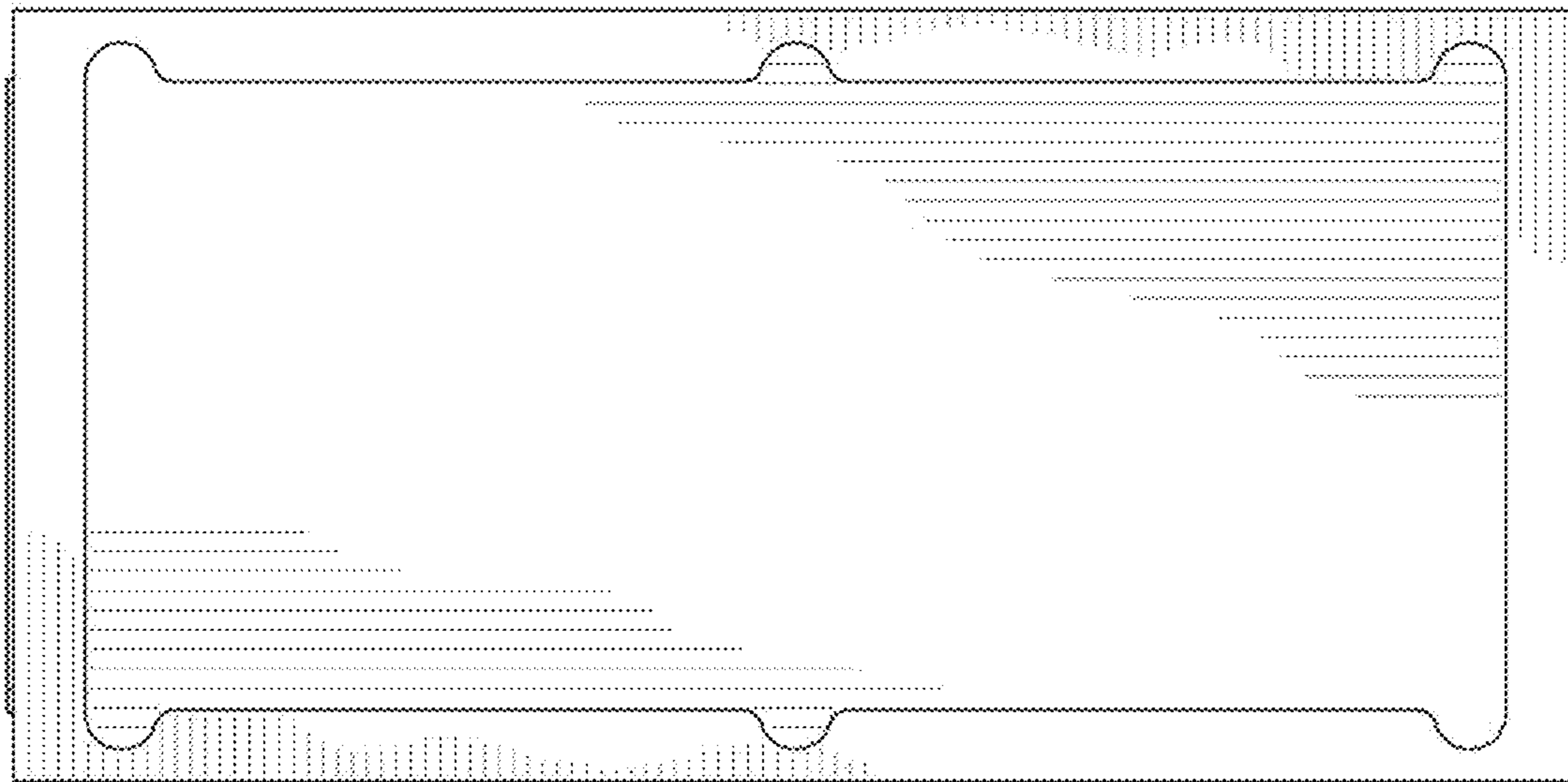


Fig. 7