

US00D756915S

(12) **United States Design Patent**
Yang

(10) **Patent No.:** **US D756,915 S**

(45) **Date of Patent:** **** May 24, 2016**

(54) **WALL CHARGER**

(71) Applicant: **Anker Technology LLC**, Kowloon (HK)

(72) Inventor: **Meng Yang**, Changsha (CN)

(73) Assignee: **Anker Technology LLC**, Hong Kong (HK)

(**) Term: **14 Years**

(21) Appl. No.: **29/489,909**

(22) Filed: **May 5, 2014**

(30) **Foreign Application Priority Data**

Jan. 17, 2014 (CN) 2014 3 0012881

(51) **LOC (10) Cl.** **13-02**

(52) **U.S. Cl.**
USPC **D13/108**

(58) **Field of Classification Search**

USPC D13/107–110, 118–119, 184, 199;
D14/251, 253, 432, 434

CPC Y02E 60/12; Y02T 90/14; Y02T 90/122;
Y02T 90/128; Y02T 90/163; H02J 7/025;
H02J 7/0042; H02J 7/0044; H02J 7/0045;
H02J 7/0003; H01F 38/14; H01R 13/6675;
H01M 2/1022; H01M 2/1055; H01M 10/44;
H01M 10/46; H01M 10/425; B60L 11/182

See application file for complete search history.

(56) **References Cited**

U.S. PATENT DOCUMENTS

D572,712 S * 7/2008 Ledbetter D13/110
D627,729 S * 11/2010 Smith D13/108
D638,357 S * 5/2011 Sasada D13/110
D663,267 S * 7/2012 Kim D13/110
D676,380 S * 2/2013 Sun D13/108

D676,382 S * 2/2013 McSweyn D13/108
D683,314 S * 5/2013 Andre D13/108
D689,819 S * 9/2013 Olsson D13/110
D692,825 S * 11/2013 Izen D13/108
D715,734 S * 10/2014 Levy D13/110
D730,823 S * 6/2015 Leung D13/108
D731,970 S * 6/2015 Kamath D13/110
D734,259 S * 7/2015 Cepress D13/110
D734,260 S * 7/2015 Cepress D13/110
D735,130 S * 7/2015 Huang D13/108

* cited by examiner

Primary Examiner — Rosemary K Tarcza

(74) *Attorney, Agent, or Firm* — Finnegan, Henderson, Farabow, Garrett & Dunner, LLP

(57) **CLAIM**

The ornamental design for a wall charger, as shown and described.

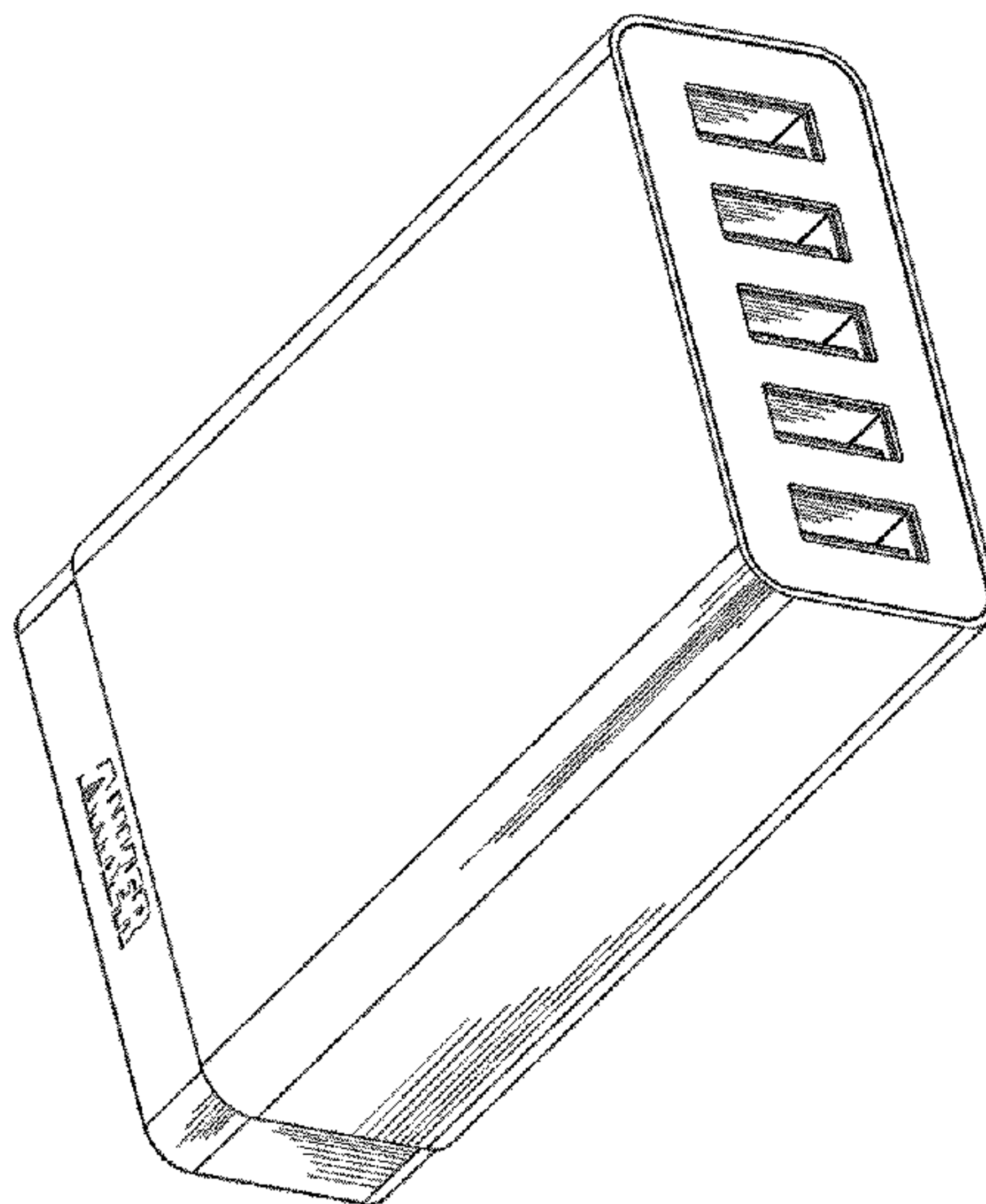
DESCRIPTION

FIG. 1 is a front, bottom, right perspective view of a wall charger showing our new design;
FIG. 2 is a rear, top, right perspective view thereof;
FIG. 3 is a front elevation view thereof;
FIG. 4 is a rear elevation view thereof;
FIG. 5 is a top plan view thereof;
FIG. 6 is a bottom view thereof;
FIG. 7 is a left side view thereof; and,
FIG. 8 is a right side view thereof.

The broken lines shown in the drawings illustrate portions of the wall charger that form no part of the claimed design.

A portion of the disclosure of this patent document contains material to which a claim for trademark is made. The trademark owner has no objection to the reproduction of the patent document or the patent disclosure, as it appears in the US. Patent Office records, but reserves all other trademark rights whatsoever.

1 Claim, 8 Drawing Sheets



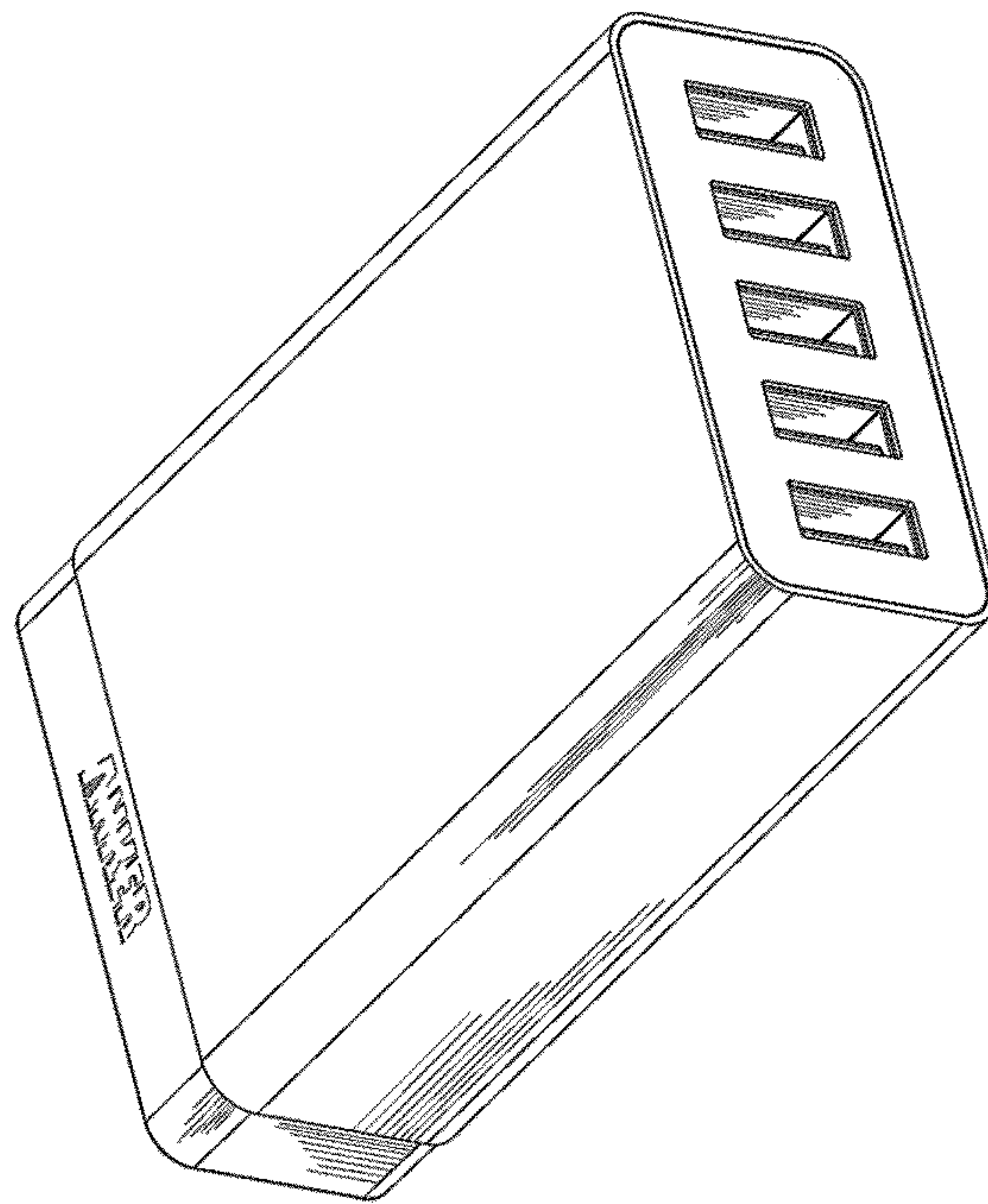


Fig. 1




Fig. 2




Fig. 3

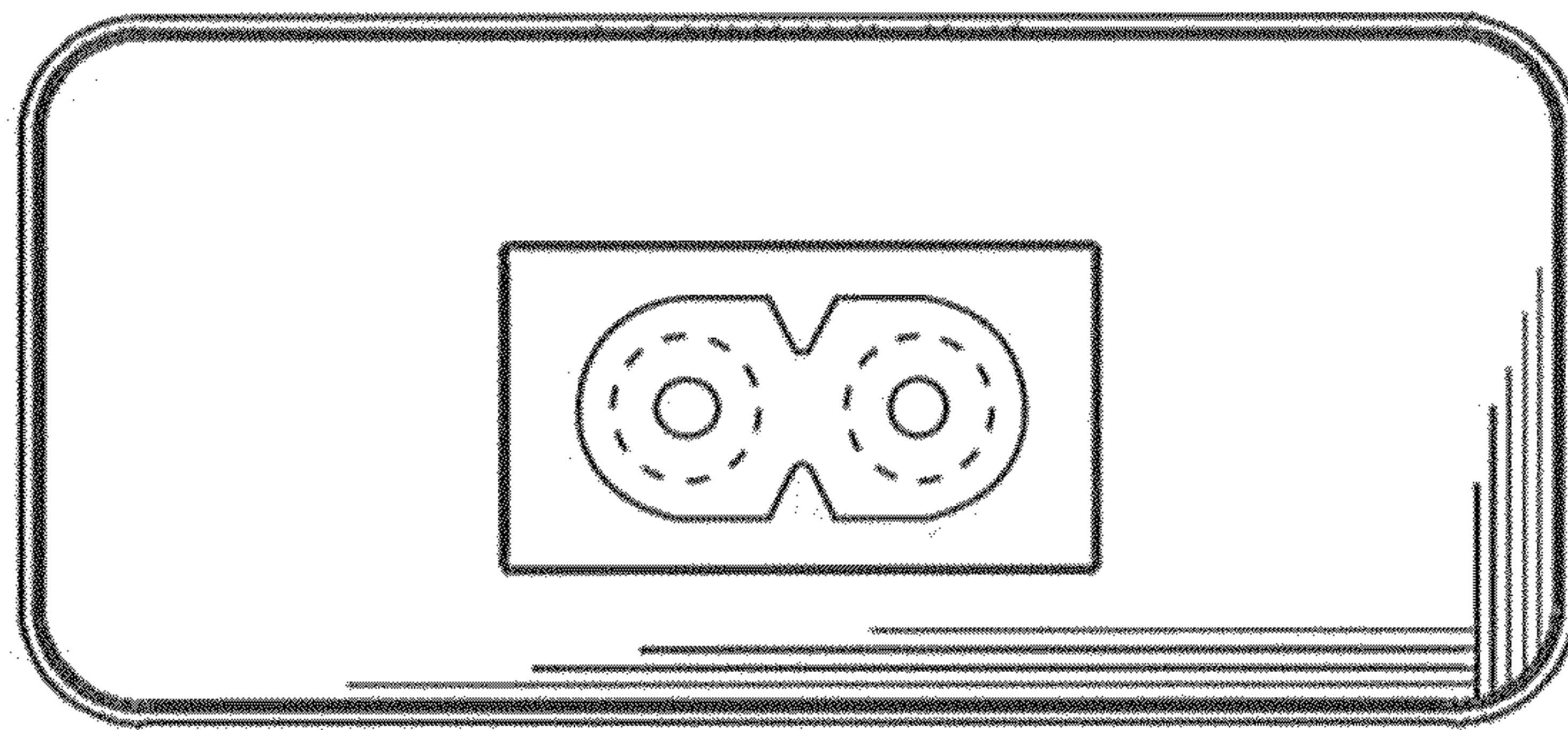


Fig. 4




Fig. 5




Fig. 6




Fig. 7




Fig. 8