

US00D756900S

(12) **United States Design Patent**
Kristen

(10) **Patent No.:** **US D756,900 S**
(45) **Date of Patent:** **** May 24, 2016**

(54) **TIRE**

B60C 7/08; B60C 5/00; B60C 13/00
See application file for complete search history.

(71) Applicant: **CONTINENTAL REIFEN
DEUTSCHLAND GMBH**, Hannover
(DE)

(56) **References Cited**

(72) Inventor: **Florian Kristen**, Hannover (DE)

U.S. PATENT DOCUMENTS

(73) Assignee: **Continental Reifen Deutschland
GmbH**, Hannover (DE)

D483,007 S *	12/2003	Brayer	D12/588
D581,346 S *	11/2008	Shondel	D12/521
D631,001 S *	1/2011	Hughes	D12/601
D661,244 S *	6/2012	Buchinger-Barnstorf ...	D12/564
D728,463 S *	5/2015	Lindner	D12/588
D739,815 S *	9/2015	Kim	D12/580

(**) Term: **14 Years**

* cited by examiner

(21) Appl. No.: **29/501,423**

Primary Examiner — Manpreet Matharu

(22) Filed: **Sep. 4, 2014**

Assistant Examiner — Keith Wilson

(30) **Foreign Application Priority Data**

(74) *Attorney, Agent, or Firm* — Laurence A. Greenberg;
Werner H. Stemer; Ralph E. Locher

Mar. 4, 2014 (WO) DM/083 034

(51) **LOC (10) Cl.** **12-15**

(57) **CLAIM**

(52) **U.S. Cl.**

The ornamental design for a tire, as shown and described.

USPC **D12/587**

(58) **Field of Classification Search**

DESCRIPTION

USPC D12/145, 500–605, 900–901; 152/5,
152/151, 152.1, 167, 208, 209.1–209.28,
152/246, 450, 526, 527, 532, 535, 538,
152/541; 425/28.1

FIG. 1 is a front elevation view of the tire showing my new invention;

CPC B60C 11/00–11/246; B60C 2011/0325;
B60C 2011/0337; B60C 2011/0339; B60C
2011/0386; B60C 3/00–3/08; B60C 1/00;
B60C 2200/10; B60C 2200/00; B60C
2200/02; B60C 2200/04; B60C 2200/06;
B60C 2200/065; B60C 2200/08; B60C
2200/12; B60C 2200/14; B60C 7/00; B60C
7/005; B60C 7/02; B60C 7/04; B60C 7/06;

FIG. 2 is a partial front view thereof;


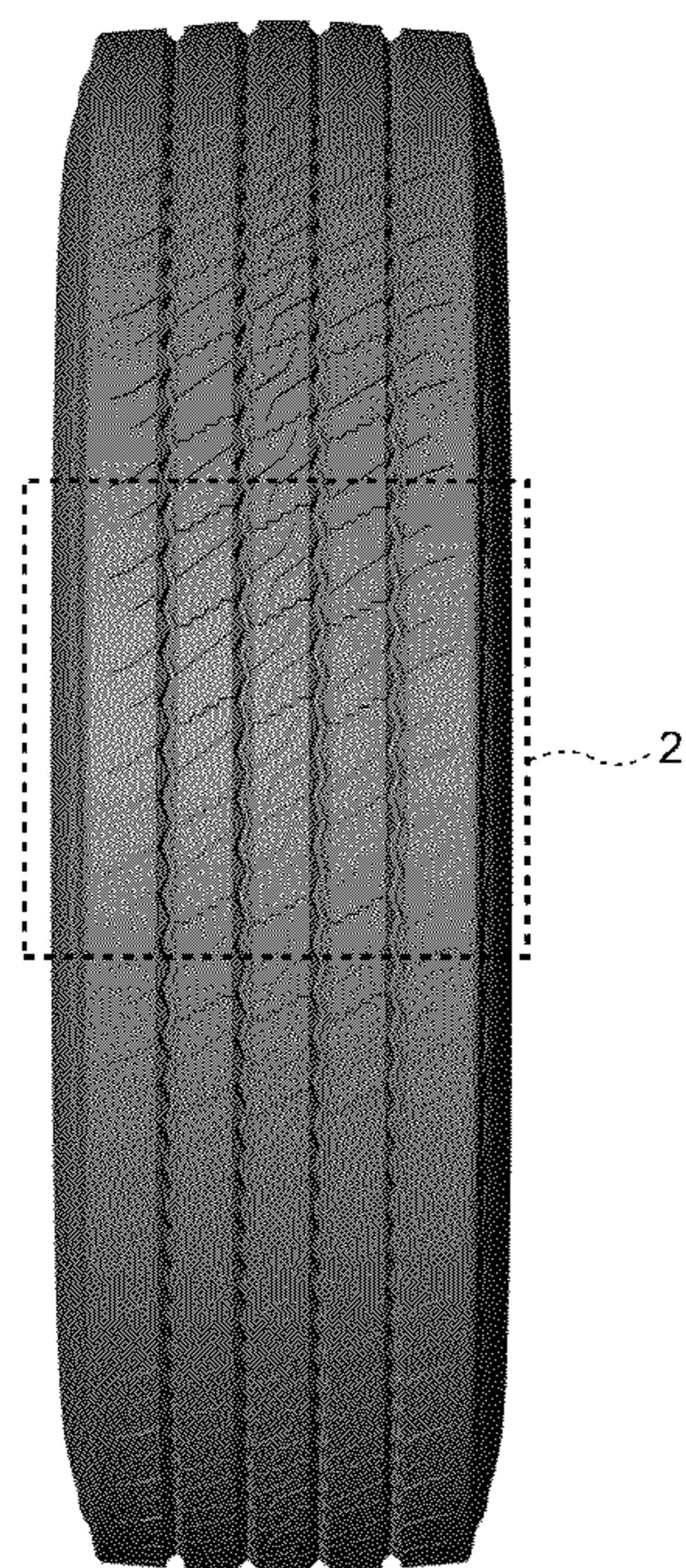
FIG. 3 is a left side view thereof;

FIG. 4 is a right side view thereof; and,

FIG. 5 is a perspective view thereof.

The broken lines depict the location and borders of the enlarged fragmentary view of FIG. 2 and form no part of the claim.

1 Claim, 5 Drawing Sheets



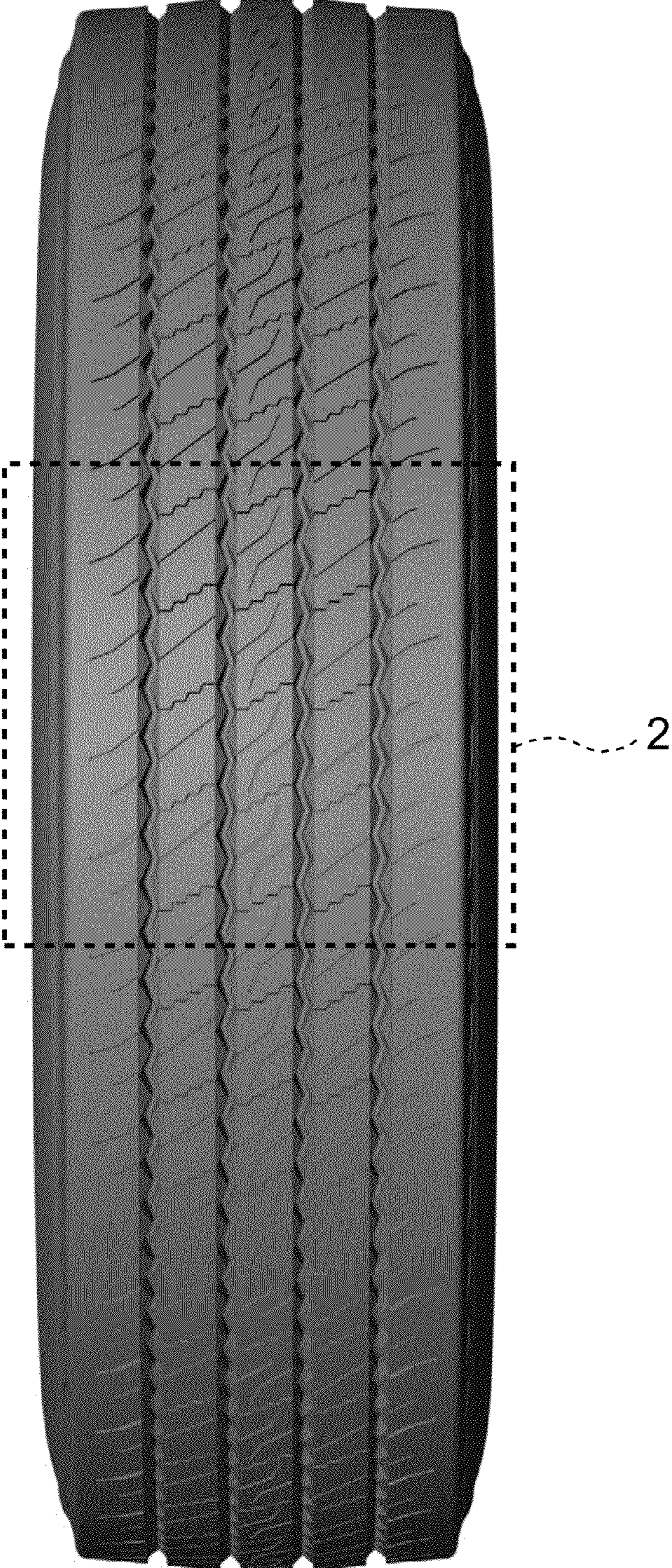


FIG. 1



FIG. 2



FIG. 3



FIG. 4



FIG. 5