



US00D756897S

(12) **United States Design Patent**
Kristen

(10) **Patent No.:** **US D756,897 S**

(45) **Date of Patent:** **** May 24, 2016**

(54) **TIRE**

(71) Applicant: **CONTINENTAL REIFEN
DEUTSCHLAND GMBH**, Hannover
(DE)

(72) Inventor: **Florian Kristen**, Hannover (DE)

(73) Assignee: **Continental Reifen Deutschland
GmbH**, Hannover (DE)

(**) Term: **14 Years**

(21) Appl. No.: **29/499,922**

(22) Filed: **Aug. 20, 2014**

(30) **Foreign Application Priority Data**

Feb. 20, 2014 (EP) 002408872-0001

(51) **LOC (10) Cl.** **12-15**

(52) **U.S. Cl.**
USPC **D12/565**

(58) **Field of Classification Search**
USPC D12/533-567; 152/209.1, 209.8,
152/209.18, 209.25, 209.28
CPC .. B60C 11/0302; B60C 11/03; B60C 11/042;
B60C 11/12; B60C 2011/0374
See application file for complete search history.

(56) **References Cited**

U.S. PATENT DOCUMENTS

D310,985	S	*	10/1990	Covert et al.	D12/567
D316,385	S	*	4/1991	Marriott	D12/561
D351,368	S	*	10/1994	Graas et al.	D12/567
D383,717	S	*	9/1997	Freund et al.	D12/567
D464,612	S	*	10/2002	Hutz et al.	D12/567
2002/0011292	A1	*	1/2002	Ito et al.	152/209.15
2002/0053383	A1	*	5/2002	Kleinhoff et al.	152/209.18

* cited by examiner

Primary Examiner — George D Kirschbaum

Assistant Examiner — Jennifer Watkins

(74) *Attorney, Agent, or Firm* — Laurence A. Greenberg;
Werner H. Stemer; Ralph E. Locher

(57) **CLAIM**

The ornamental design for a tire, as shown and described.

DESCRIPTION

FIG. 1 is a front elevation view of a tire, showing my new invention;


FIG. 2 is a partial view thereof;

FIG. 3 is a perspective view thereof;

FIG. 4 is a right side elevation view thereof; and,

FIG. 5 is a left side elevation view thereof.

1 Claim, 5 Drawing Sheets






FIG. 1




FIG. 2



FIG. 3



FIG. 4



FIG. 5