



US00D756894S

(12) **United States Design Patent**
Pons et al.

(10) **Patent No.:** **US D756,894 S**

(45) **Date of Patent:** **** May 24, 2016**

- (54) **TIRE**
- (71) Applicant: **The Goodyear Tire & Rubber Company, Akron, OH (US)**
- (72) Inventors: **Frédéric Michel-Jean Pons, Thionville (FR); Stéphane Houchard, Orgeo (BE); Johan Peter Dahlberg, Luxembourg (LU)**
- (73) Assignee: **The Goodyear Tire & Rubber Company, Akron, OH (US)**
- (**) Term: **14 Years**
- (21) Appl. No.: **29/495,478**
- (22) Filed: **Jul. 1, 2014**
- (51) **LOC (10) Cl.** **12-15**
- (52) **U.S. Cl.**
USPC **D12/545**
- (58) **Field of Classification Search**
USPC D12/533-567; 152/209.1, 209.8, 152/209.18, 209.25, 209.28
CPC .. B60C 11/0302; B60C 11/03; B60C 11/042; B60C 11/12; B60C 2011/0374
See application file for complete search history.

(56) **References Cited**

U.S. PATENT DOCUMENTS

D354,029 S *	1/1995	Voigt et al.	D12/564
5,435,366 A *	7/1995	Voigt et al.	152/209.18
D362,420 S	9/1995	Heinen et al.	D12/147
D379,448 S	5/1997	Graas et al.	D12/147
D379,449 S	5/1997	Graas et al.	D12/151
D379,787 S	6/1997	Maxwell et al.	D12/147
D429,194 S	8/2000	Heinen et al.	D12/147
D429,478 S	8/2000	Heinen et al.	D12/147
D431,800 S	10/2000	Heinen et al.	D12/147
D441,328 S	5/2001	Heinen et al.	D12/146
D441,695 S	5/2001	Heinen et al.	D12/147
D449,816 S *	10/2001	Hutz	D12/564
D451,068 S	11/2001	Heinen et al.	D12/547

D451,868 S	12/2001	Graas et al.	D12/147
D452,198 S	12/2001	Heinen et al.	D12/146
D455,116 S	4/2002	Graas et al.	D12/553
D455,998 S	4/2002	Heinen et al.	D12/566
D504,106 S	4/2005	de Briey-Terlinden et al.	D12/553
D504,387 S	4/2005	Welbes et al.	D12/549
D504,866 S	5/2005	Collette et al.	D12/553
D505,112 S	5/2005	Heinen et al.	D12/567
D533,131 S	12/2006	Fontaine et al.	D12/588
D548,677 S	8/2007	Welbes et al.	D12/553
D548,678 S	8/2007	Welbes et al.	D12/553
D556,670 S	12/2007	Fontaine et al.	D12/564
D575,726 S	8/2008	Fontaine et al.	D12/564
D579,861 S	11/2008	Haas et al.	D12/553
D579,864 S	11/2008	Haas et al.	D12/566
D586,728 S	2/2009	Heinen et al.	D12/547
D589,874 S	4/2009	Fontaine et al.	D12/564
D591,221 S	4/2009	Fontaine et al.	D12/563

(Continued)


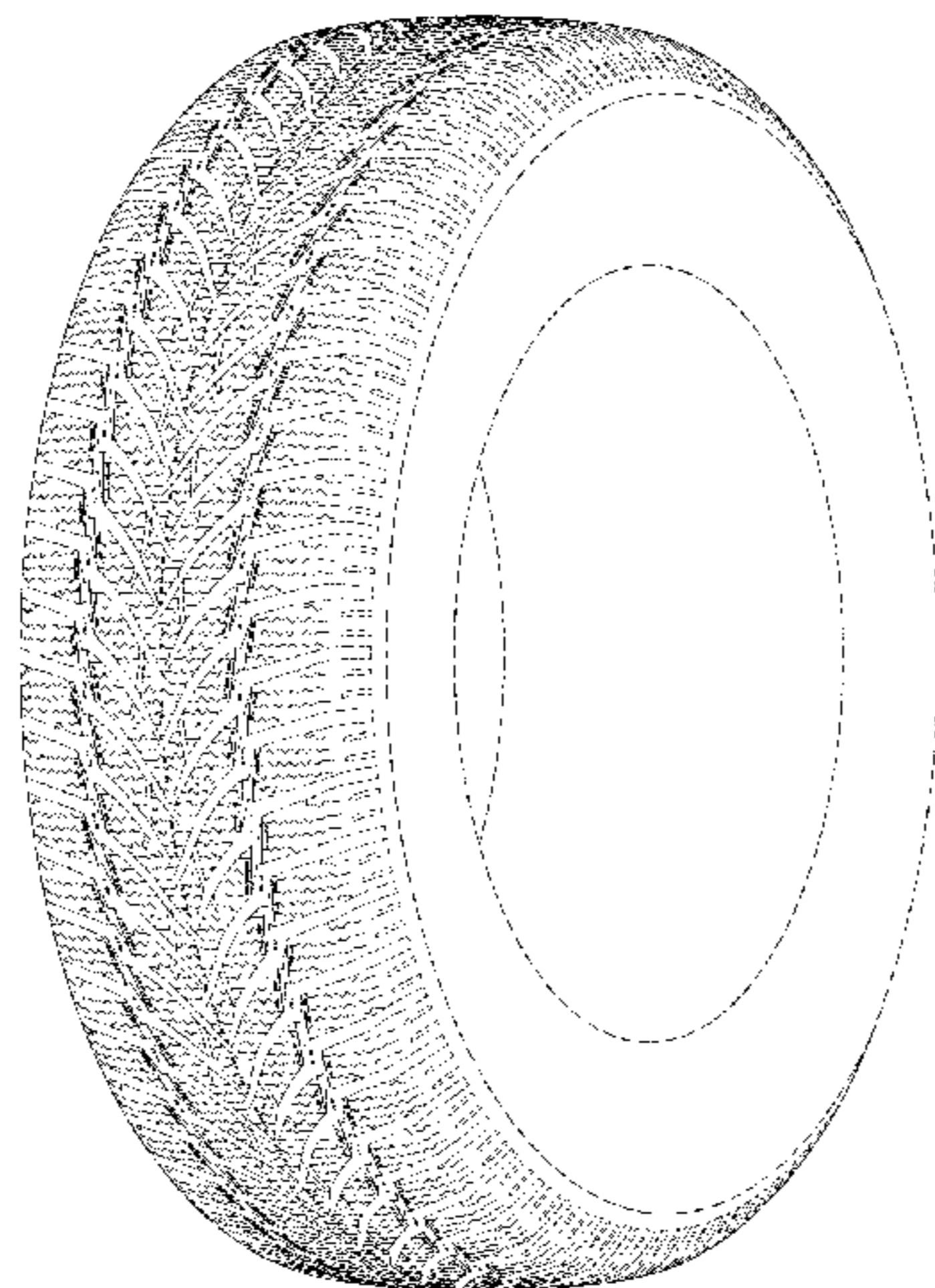
Primary Examiner — George D Kirschbaum
Assistant Examiner — Jennifer Watkins
(74) *Attorney, Agent, or Firm* — Robert N. Lipsik

(57) **CLAIM**
The ornamental design for a tire, as shown and described.

DESCRIPTION

FIG. 1 is a perspective view of a tire showing our new design, it being understood that the pattern repeats uniformly throughout the circumference of the tread;
FIG. 2 is a front elevational view thereof;
FIG. 3 is a right side elevational view thereof; the other side being a mirror image thereof; and,
FIG. 4 is an enlarged fragmentary front elevational view thereof.
In the drawings, the broken lines showing of the sidewall, inner bead, tread lug sidewalls, the peripheral boundary between the tread lugs and the tread grooves, and the peripheral boundary between the tire tread and the sidewall depict portions of a tire which form no part of the claim.

1 Claim, 4 Drawing Sheets



(56)

References Cited

U.S. PATENT DOCUMENTS

D591,672 S	5/2009	de Briey-Terlinden et al.	D12/553	D606,007 S	12/2009	Fontaine et al.	D12/564
D592,588 S	5/2009	Heinen et al.	D12/564	D610,964 S	3/2010	Dixon et al.	D12/552
D595,639 S	7/2009	de Briey-Terlinden	D12/553	D610,973 S	3/2010	Dixon et al.	D12/600
D595,640 S	7/2009	de Briey-Terlinden	D12/564	D622,657 S	8/2010	Leocadio et al.	D12/553
D596,109 S	7/2009	de Briey-Terlinden	D12/553	D635,912 S	4/2011	Knispel	D12/564
D597,475 S	8/2009	Heinen et al.	D12/553	D638,350 S	5/2011	Knispel	D12/564
D597,476 S	8/2009	de Briey-Terlinden	D12/553	D640,184 S	6/2011	de Briey-Terlinden	D12/553
D598,367 S	8/2009	de Briey-Terlinden	D12/553	D640,966 S	7/2011	Fontaine et al.	D12/563
D600,195 S	9/2009	Fontaine et al.	D12/564	D641,305 S	7/2011	de Briey-Terlinden	D12/547
D601,946 S	10/2009	Fontaine et al.	D12/553	D662,454 S	6/2012	Fontaine et al.	D12/553
				D721,323 S *	1/2015	Caron et al.	D12/563
				D722,555 S *	2/2015	Knispel et al.	D12/564
				D723,453 S *	3/2015	Knispel et al.	D12/563
				2012/0312438 A1 *	12/2012	Shinzawa	152/209.8

* cited by examiner

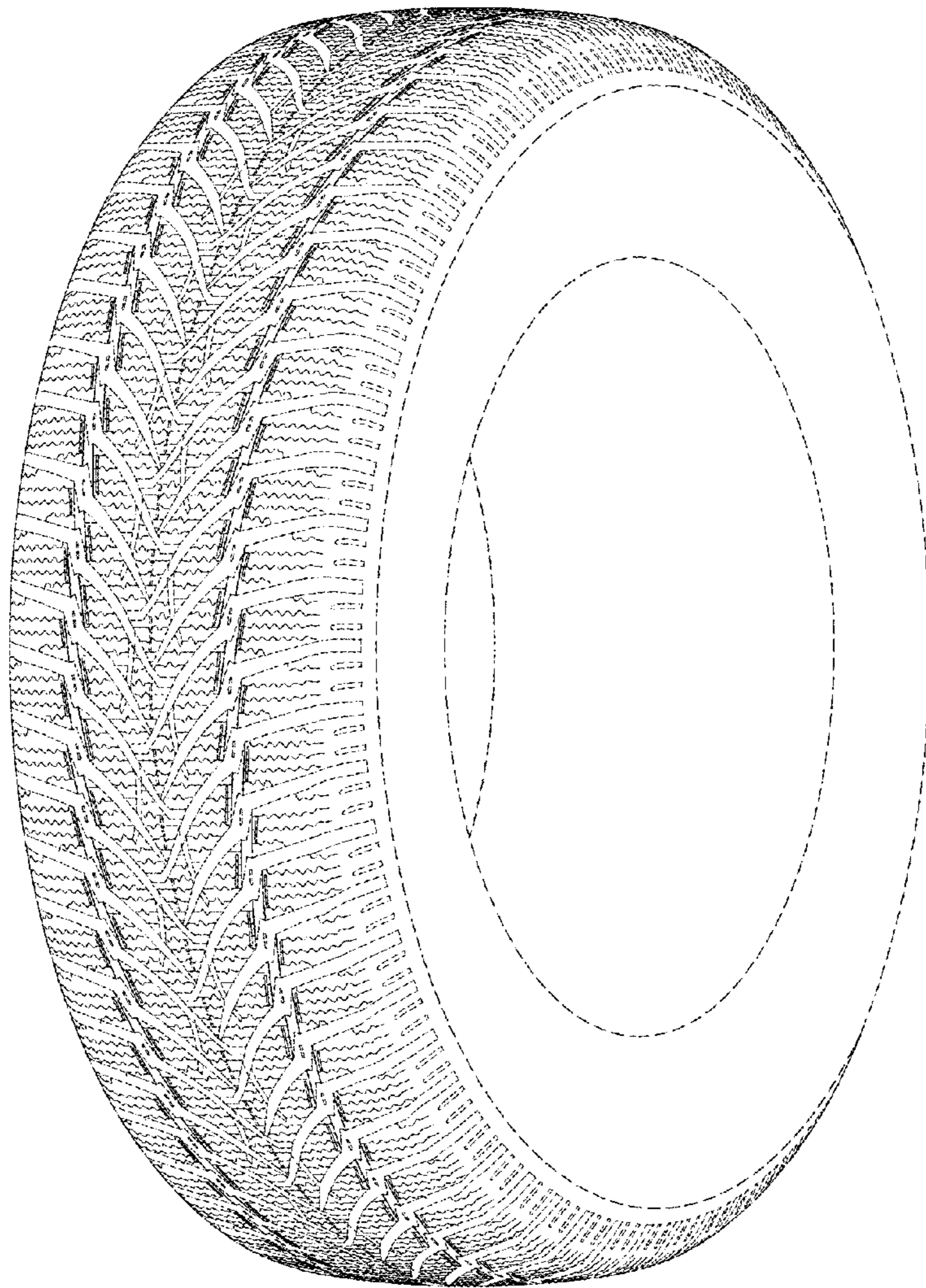


FIG-1

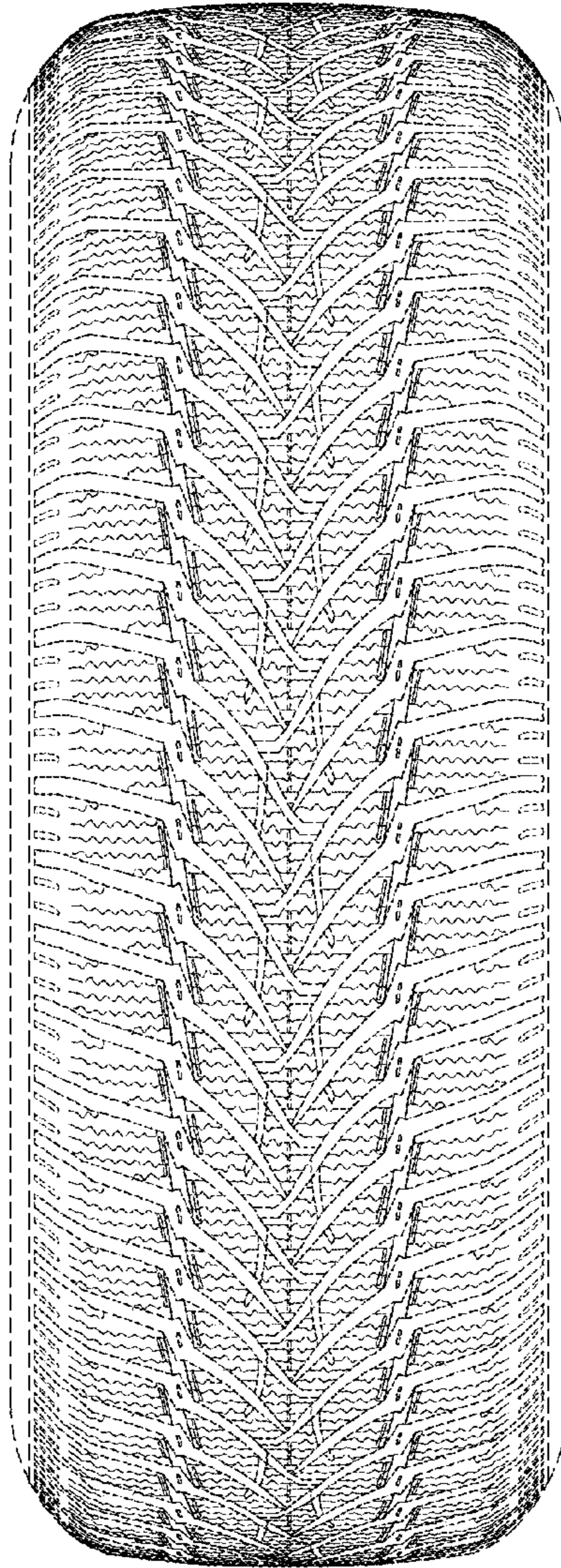


FIG-2

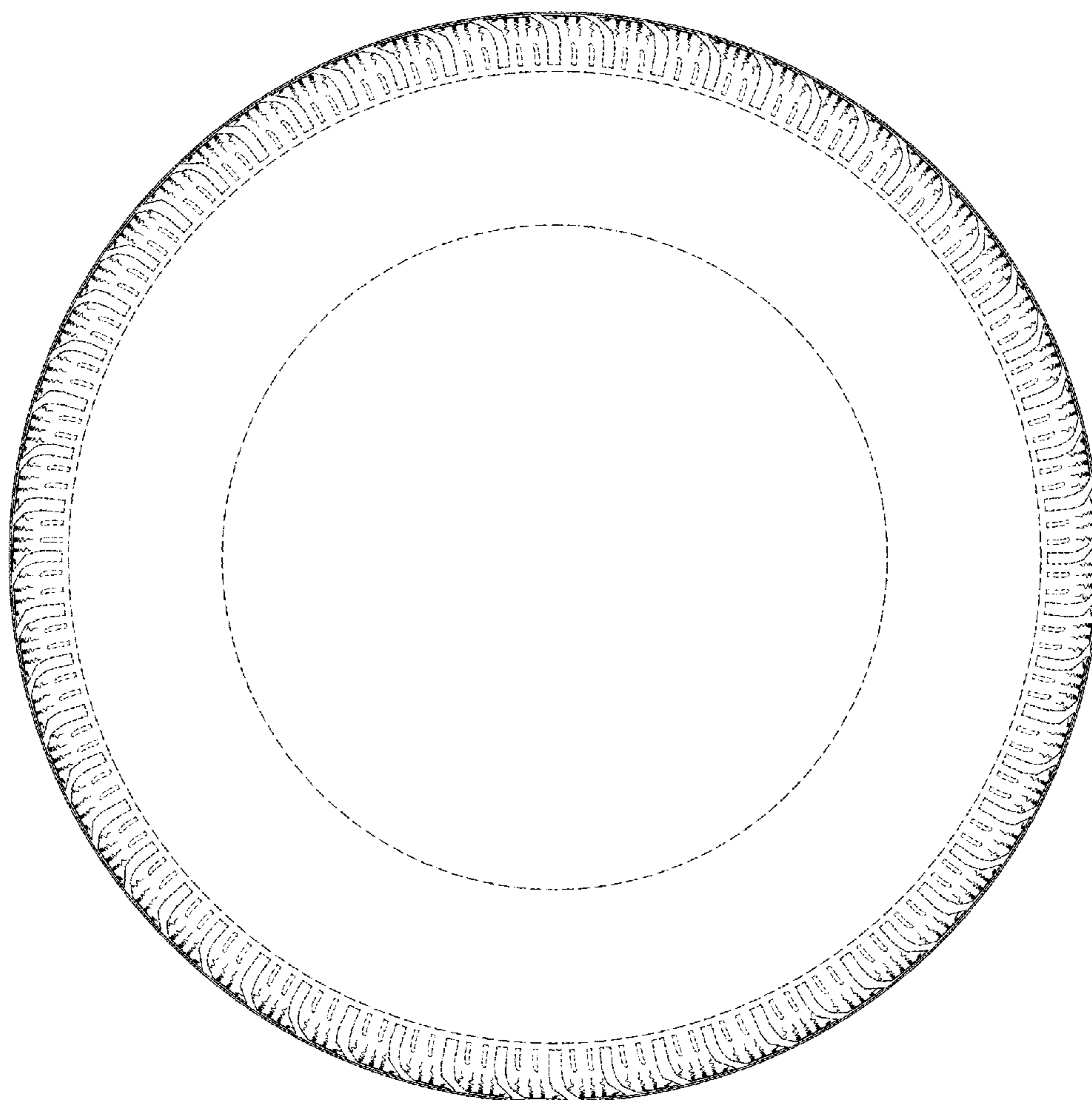


FIG-3

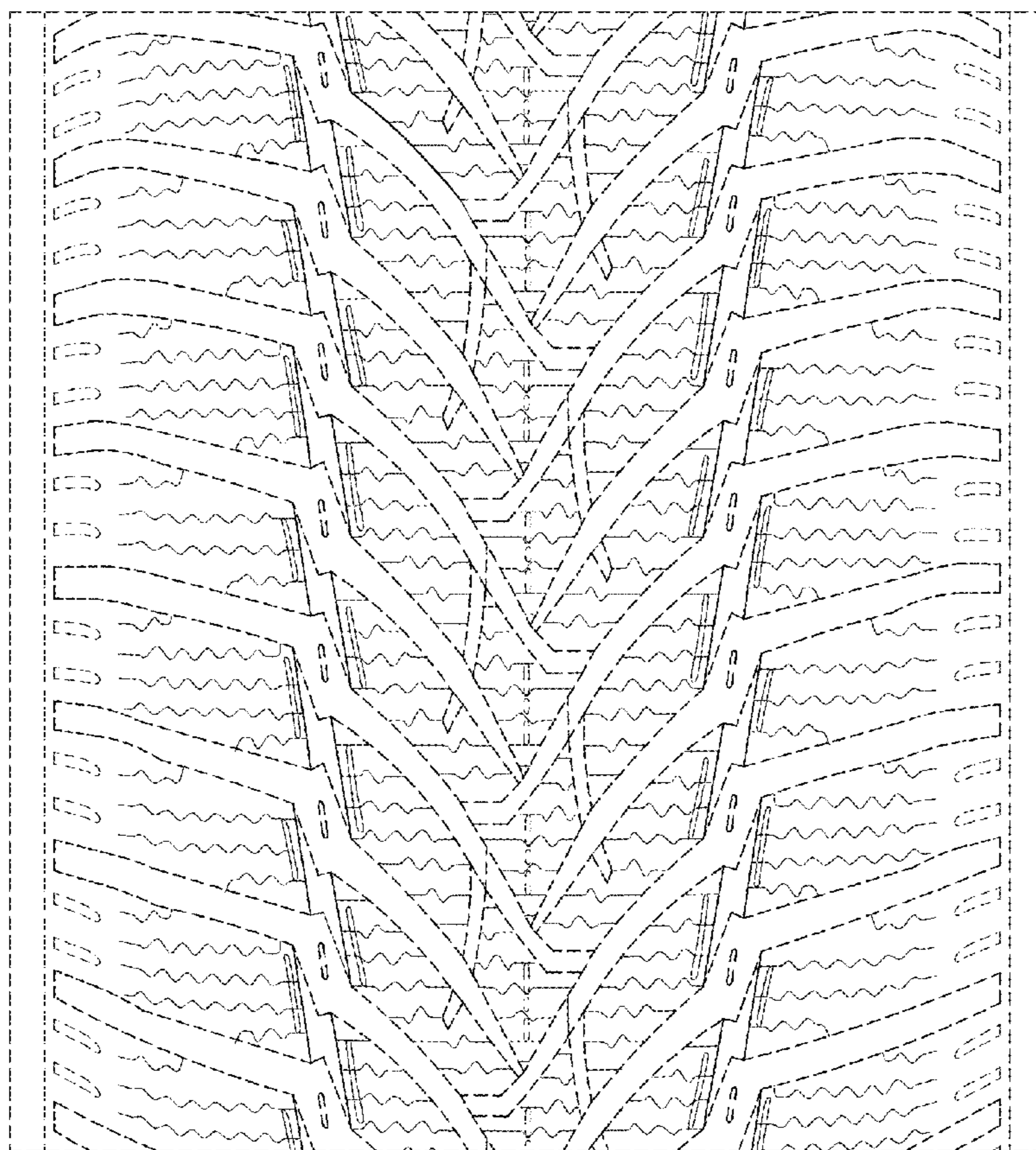


FIG-4