



US00D756884S

(12) **United States Design Patent**
Denike

(10) **Patent No.:** **US D756,884 S**

(45) **Date of Patent:** **** May 24, 2016**

(54) **VEHICLE WHEEL RIM**

(71) Applicant: **E.S. Safety Systems Inc.**, Ashburn (CA)

(72) Inventor: **Richard Denike**, Ashburn (CA)

(73) Assignee: **E.S. SAFETY SYSTEMS INC.**,
Ashburn, Ontario (CA)

(**) Term: **15 Years**

(21) Appl. No.: **29/542,563**

(22) Filed: **Oct. 15, 2015**

(30) **Foreign Application Priority Data**

Apr. 17, 2015 (CN) 162044

(51) **LOC (10) Cl.** **12-16**

(52) **U.S. Cl.**
USPC **D12/211**

(58) **Field of Classification Search**

USPC D12/204–213

CPC B60B 7/00; B60B 7/02; B60B 7/04;
B60B 7/01; B60B 7/06; B60B 3/02; B60B
3/04; B60B 3/06; B60B 3/10; B60B 1/00;
B60B 1/08; B60B 1/10; B60B 1/12

See application file for complete search history.

(56) **References Cited**

U.S. PATENT DOCUMENTS

D230,726 S * 3/1974 Cravits D12/211
D256,456 S * 8/1980 Blanchard D12/211

D256,576 S *	8/1980	Koch	D12/209
D432,482 S *	10/2000	Hodges	D12/211
D442,533 S *	5/2001	Hodges	D12/209
D465,759 S *	11/2002	Leutz	D12/211
D476,939 S *	7/2003	Francis	D12/209
D515,998 S *	2/2006	Aiello	D12/209
D519,431 S *	4/2006	Francis	D12/209
D536,293 S *	2/2007	Brouillette	D12/209
D541,727 S *	5/2007	Saunders	D12/213
D542,499 S *	5/2007	Liu	D12/209
D623,998 S *	9/2010	Holstein	D12/209
D633,849 S *	3/2011	Scolari	D12/211
D675,144 S *	1/2013	Mueller-Stolz	D12/211
D718,205 S *	11/2014	Boswell-Horstmeyer	...	D12/209

* cited by examiner

Primary Examiner — Stacia Cadmus

(74) *Attorney, Agent, or Firm* — Thompson Hine LLP

(57) **CLAIM**

The ornamental design for a vehicle wheel rim, as shown and described.

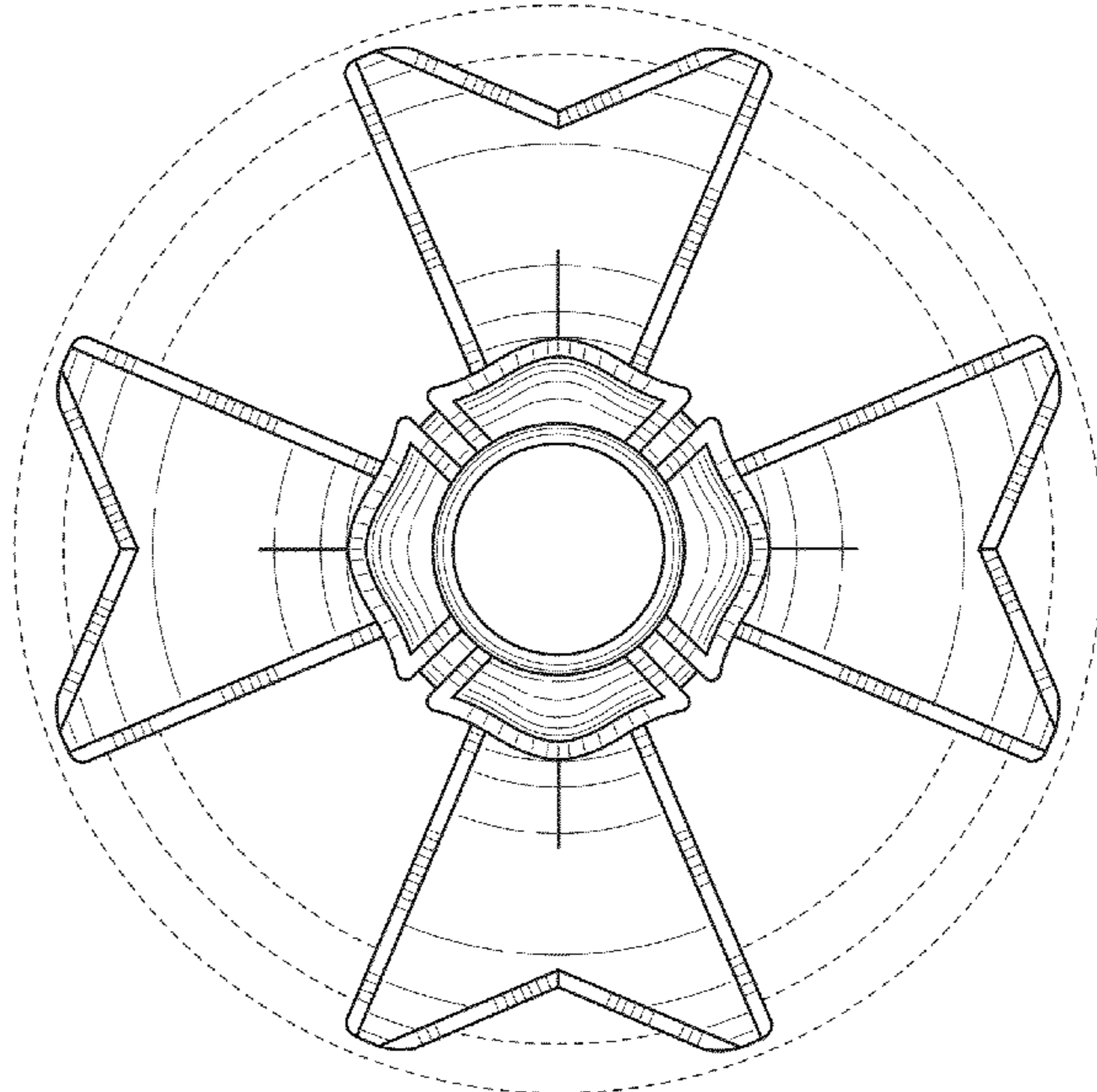

DESCRIPTION

FIG. 1 is a perspective view of a vehicle wheel rim showing the new design; and,

FIG. 2 is a front elevation view of FIG. 1.

The design is the visual features of the vehicle wheel rim shown in solid lines in the drawings, whether those features are features of one of shape, pattern, ornament or configuration or a combination of any of those features. The broken line showing of the wheel rim is included for the purpose of illustrating environment and forms no part of the claimed design.

1 Claim, 2 Drawing Sheets






FIG. 1




FIG. 2