



US00D756862S

(12) **United States Design Patent**
Wada

(10) **Patent No.:** **US D756,862 S**
(45) **Date of Patent:** **** May 24, 2016**

(54) **REAR BUMPER FOR AUTOMOBILE**

(71) Applicant: **Honda Motor Co., Ltd.**, Tokyo (JP)

(72) Inventor: **Riku Wada**, Wako (JP)

(73) Assignee: **Honda Motor Co., Ltd.**, Tokyo (JP)

(**) Term: **14 Years**

(21) Appl. No.: **29/520,527**

(22) Filed: **Mar. 16, 2015**

(30) **Foreign Application Priority Data**

Sep. 24, 2014 (JP) 2014-021103

(51) **LOC (10) Cl.** **12-16**

(52) **U.S. Cl.**
USPC **D12/169**

(58) **Field of Classification Search**
USPC D12/86, 90, 91, 92, 163, 164, 169, 171,
D12/196, 216; 180/68.4, 68.6; 293/102,
293/112, 113, 115, 117, 120; 296/180.1,
296/180.2

CPC B60R 19/02; B60R 19/18; B60R 19/24;
B60R 19/56; B60R 2019/007; B62D 25/0845
See application file for complete search history.

(56) **References Cited**

U.S. PATENT DOCUMENTS

D551,137 S * 9/2007 Manfredini D12/169
D580,321 S * 11/2008 Lamm D12/169
D618,599 S * 6/2010 Miyazawa D12/169
D659,610 S * 5/2012 Tanaka D12/169

D671,055 S * 11/2012 Nakamura D12/169
D682,167 S * 5/2013 Minami D12/169
D683,283 S * 5/2013 Choi D12/169
D684,905 S * 6/2013 Tase D12/169
D692,809 S * 11/2013 Uchino D12/169
D700,114 S * 2/2014 Wada D12/169
D712,800 S * 9/2014 Kang D12/169
D712,801 S * 9/2014 Kobayashi D12/169
D733,624 S * 7/2015 Morikawa D12/169
D735,097 S * 7/2015 Nissl D12/169
2014/0091584 A1 * 4/2014 McConnell B60R 19/18
293/120
2014/0292006 A1 * 10/2014 Francis B60R 19/18
293/107

* cited by examiner

Primary Examiner — Philip S Hyder

Assistant Examiner — Darlington Ly

(74) *Attorney, Agent, or Firm* — Plumsea Law Group, LLC

(57) **CLAIM**

The ornamental design for a rear bumper for automobile, as shown and described.

DESCRIPTION

FIG. 1 is a perspective view from the front side of a rear bumper for automobile.

FIG. 2 is a front elevation view thereof.

FIG. 3 is a top plan view thereof.

FIG. 4 is a bottom plan view thereof.

FIG. 5 is a right side elevation view thereof; and,

FIG. 6 is a left side elevation view thereof.

The broken lines shown in the drawings illustrate portions of the rear bumper that form no part of claimed design.

1 Claim, 6 Drawing Sheets

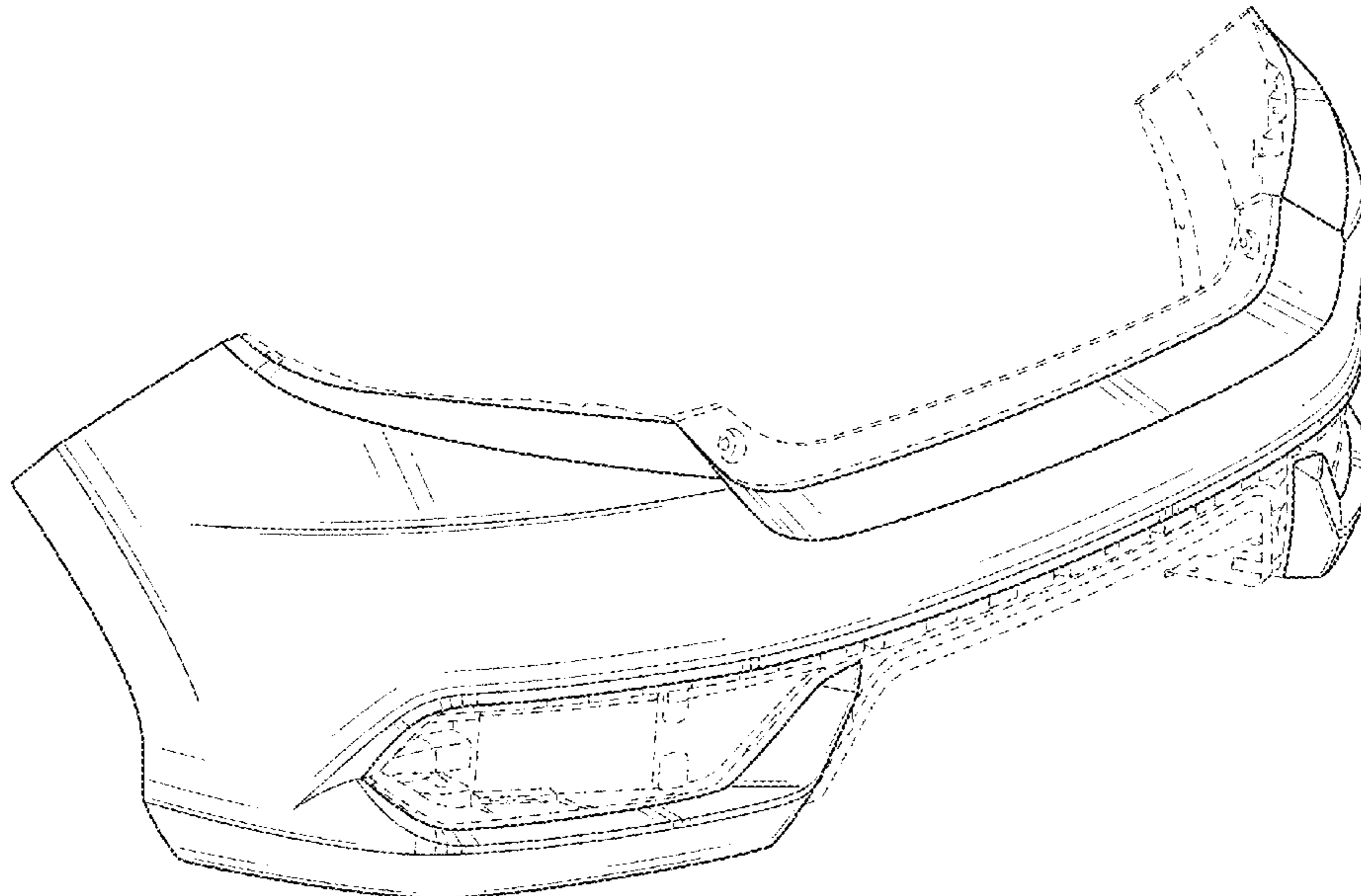


FIG. 1

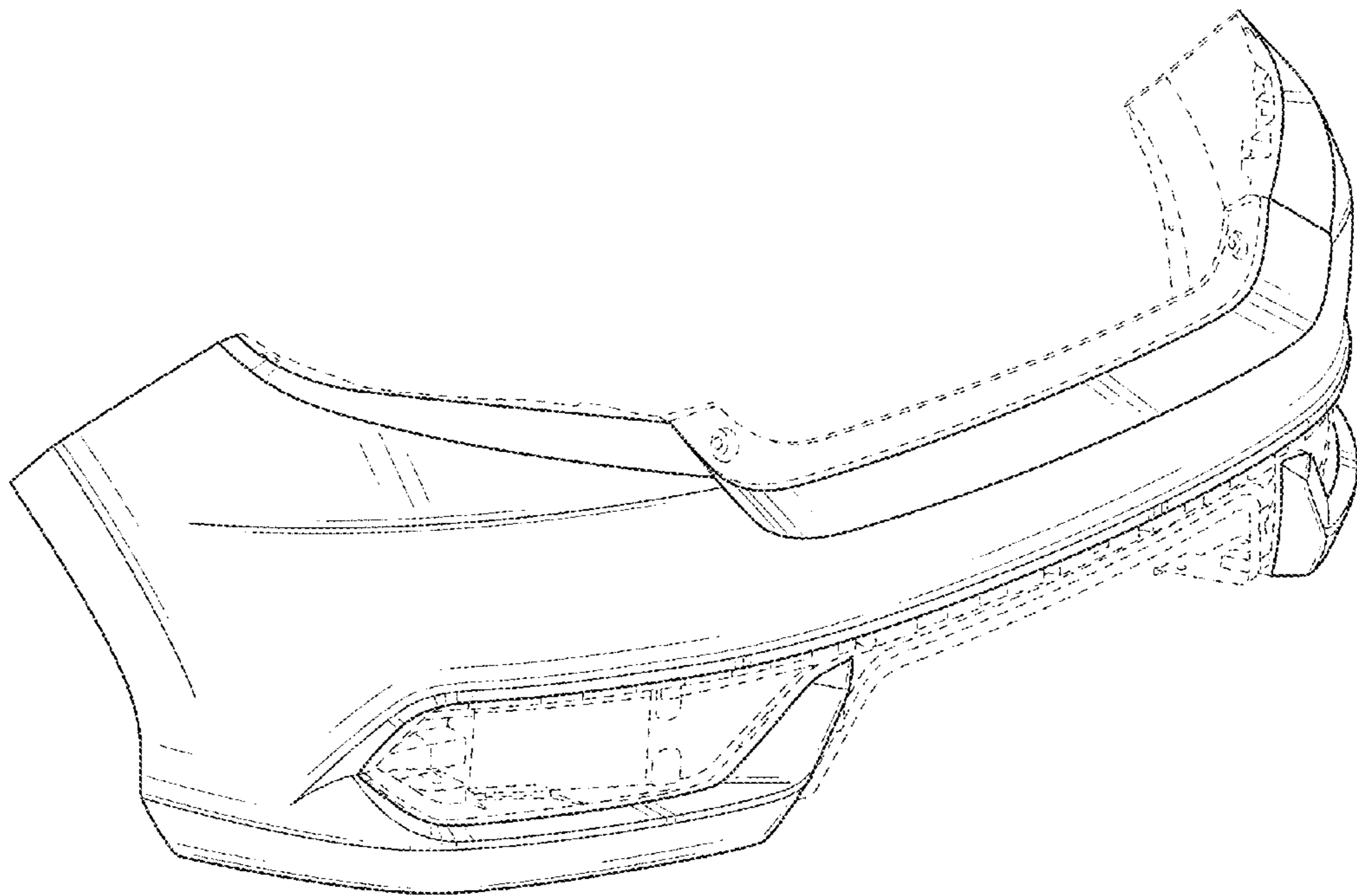


FIG. 2

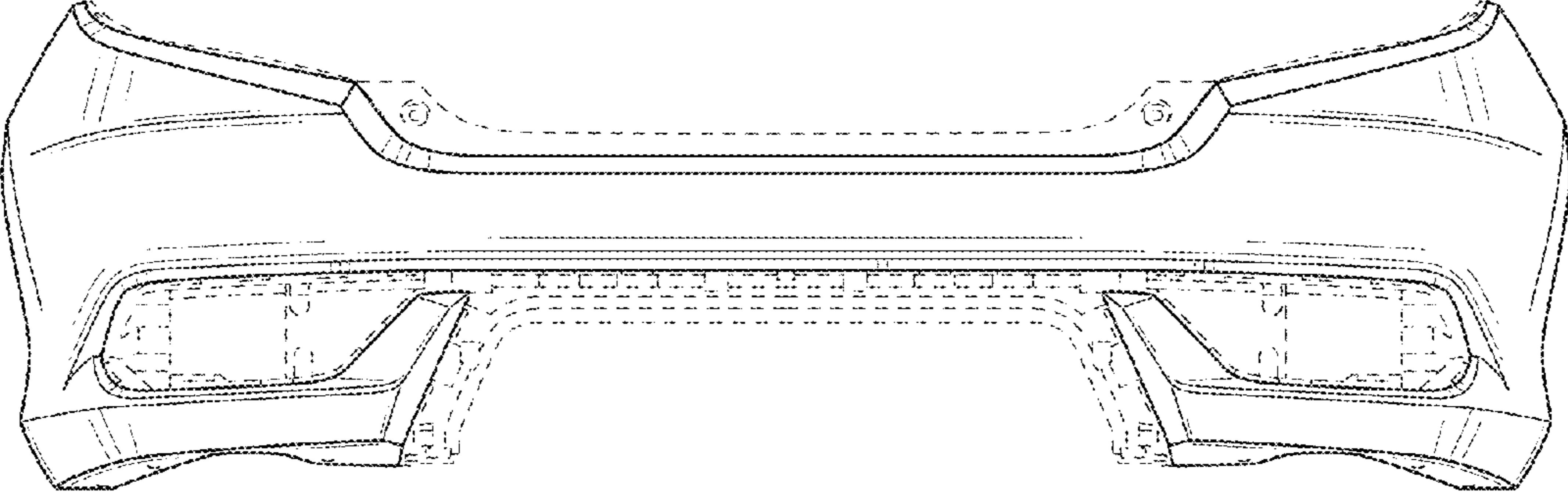


FIG. 3

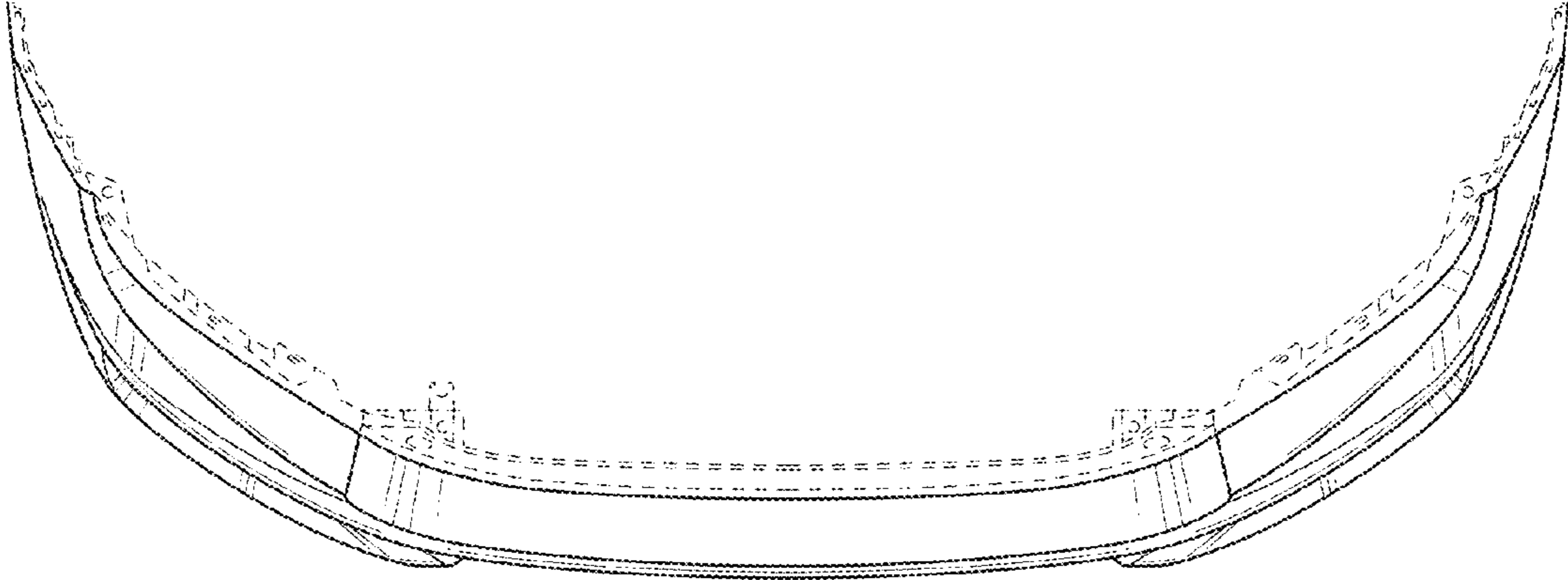


FIG. 4

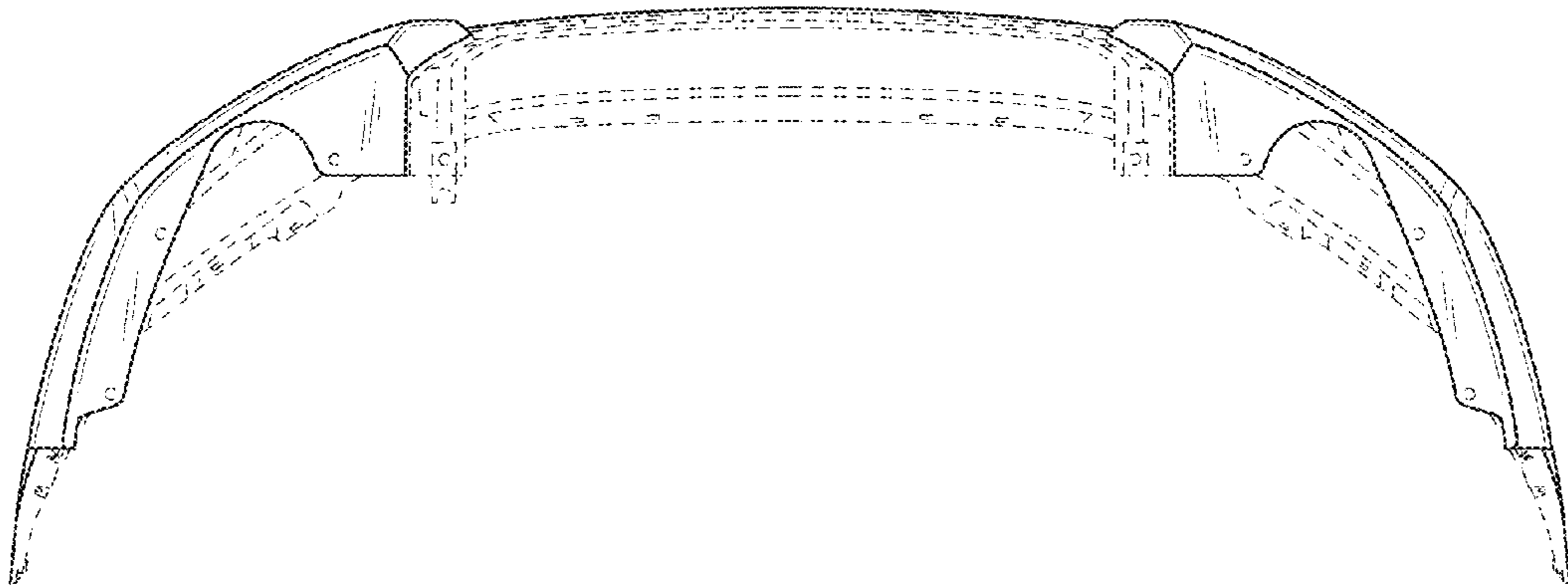


FIG. 5

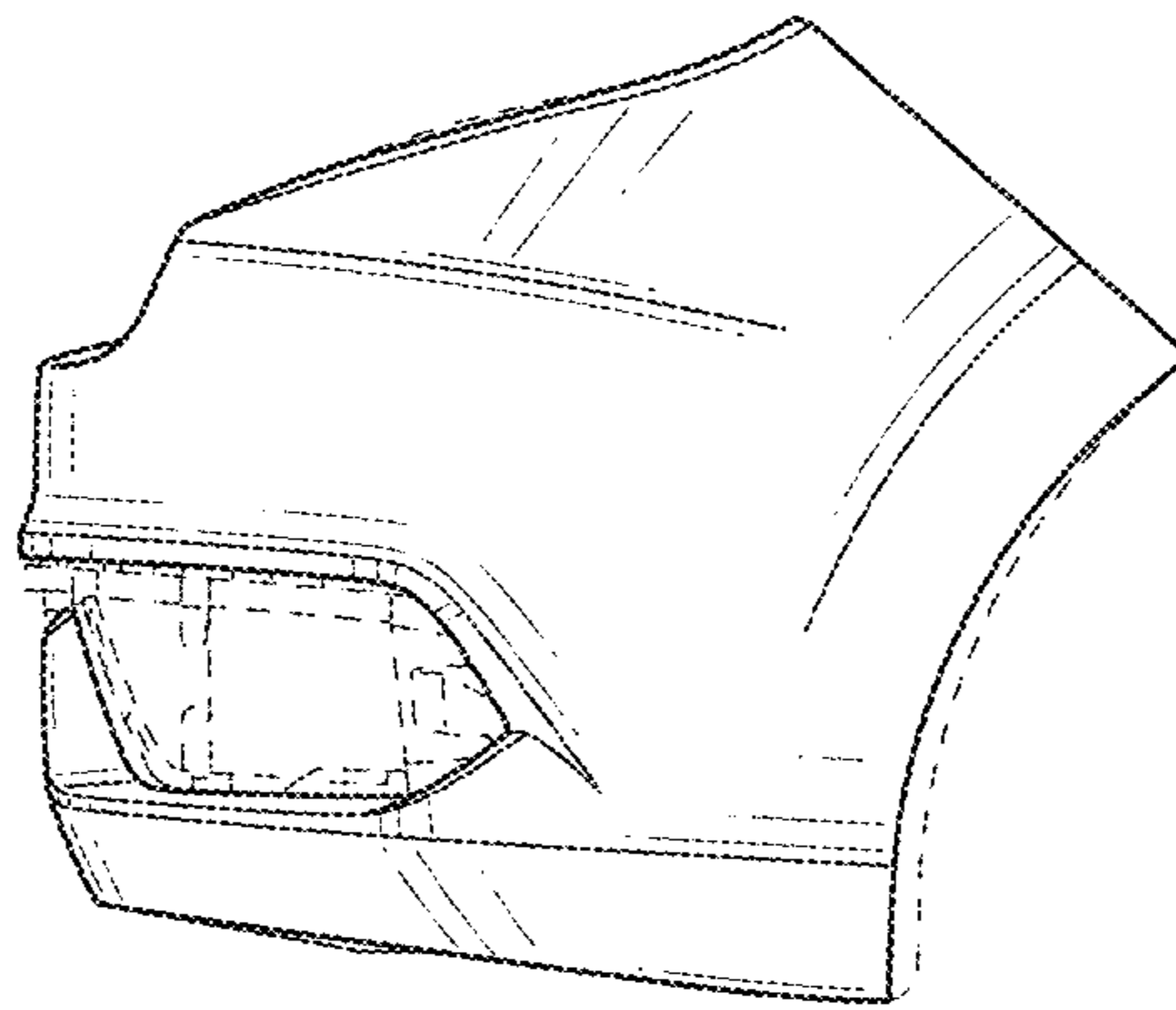


FIG. 6

