



US00D756854S

(12) **United States Design Patent**
Horiuchi et al.

(10) **Patent No.:** **US D756,854 S**
(45) **Date of Patent:** **** May 24, 2016**

(54) **RADIATOR GRILL FOR AUTOMOBILE**

(71) Applicant: **Nissan Motor Co., Ltd.**, Yokohama,
Kanagawa (JP)

(72) Inventors: **Osamu Horiuchi**, Kanagawa (JP);
Shinya Momokawa, Kanagawa (JP);
Naoyuki Ohkoshi, Kanagawa (JP)

(73) Assignee: **Nissan Motor Co., Ltd.**, Yokohama (JP)

(**) Term: **14 Years**

(21) Appl. No.: **29/502,836**

(22) Filed: **Sep. 19, 2014**

(30) **Foreign Application Priority Data**

Mar. 19, 2014 (JP) 2014-005805

(51) **LOC (10) Cl.** **12-16**

(52) **U.S. Cl.**
USPC **D12/163**

(58) **Field of Classification Search**
USPC D12/163, 196, 86, 90-92, 171, 169,
D12/216; 180/68.1, 68.6; 293/193.11
CPC B62D 25/08; B62B 9/16; B60K 11/08;
B60R 19/52
See application file for complete search history.

(56) **References Cited**

U.S. PATENT DOCUMENTS

5,487,575 A * 1/1996 Chase B60K 11/08
180/68.6
6,328,358 B1 * 12/2001 Berweiler B60R 19/52
180/68.6
D602,820 S 10/2009 Yukawa et al.
D626,464 S 11/2010 Yanase et al.

D629,339 S 12/2010 Choi et al.
D667,762 S * 9/2012 Yanase D12/163
D675,134 S * 1/2013 Yamamoto D12/163
D682,164 S * 5/2013 Fuchigami D12/163
D682,753 S 5/2013 Yoshida et al.
D689,414 S * 9/2013 Endo D12/163
D718,196 S 11/2014 Whang et al.

FOREIGN PATENT DOCUMENTS

JP D1110307 S 6/2001
JP D1110308 S 6/2001
JP D1178710 S 7/2003
JP D1195852 S 2/2004
JP D1483825 S 11/2013

* cited by examiner

Primary Examiner — Melody N. Brown

(74) *Attorney, Agent, or Firm* — Global IP Counselors, LLP

(57) **CLAIM**


The ornamental design for a radiator grill for an automobile,
as shown and described.

DESCRIPTION

FIG. 1 is a front elevational view of a radiator grill for auto-
mobile showing our new design;
FIG. 2 is a top plan view thereof;
FIG. 3 is a bottom plan view thereof;
FIG. 4 is a left side elevational view thereof;
FIG. 5 is a right side elevational thereof;
FIG. 6 is a top, front and right side perspective view thereof;
and;
FIG. 7 is a bottom, front and left side perspective view
thereof.

The broken line showing of the radiator grill is for purpose of
illustrating environmental structure and forms no part of the
claimed design. The rear view of the radiator grill forms no
part of the claimed design.

1 Claim, 7 Drawing Sheets






FIG. 1

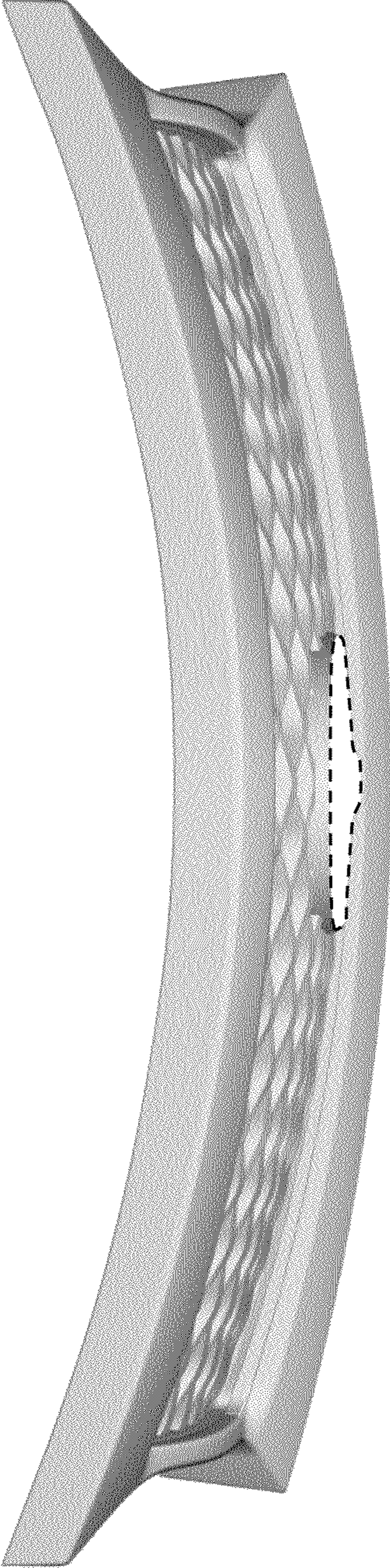


FIG. 2

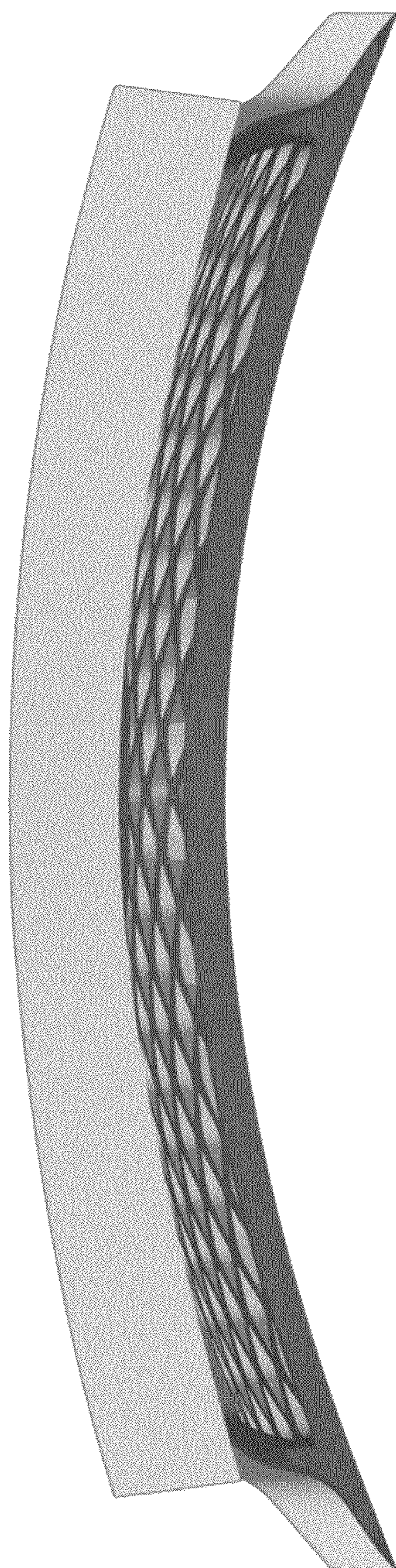


FIG. 3

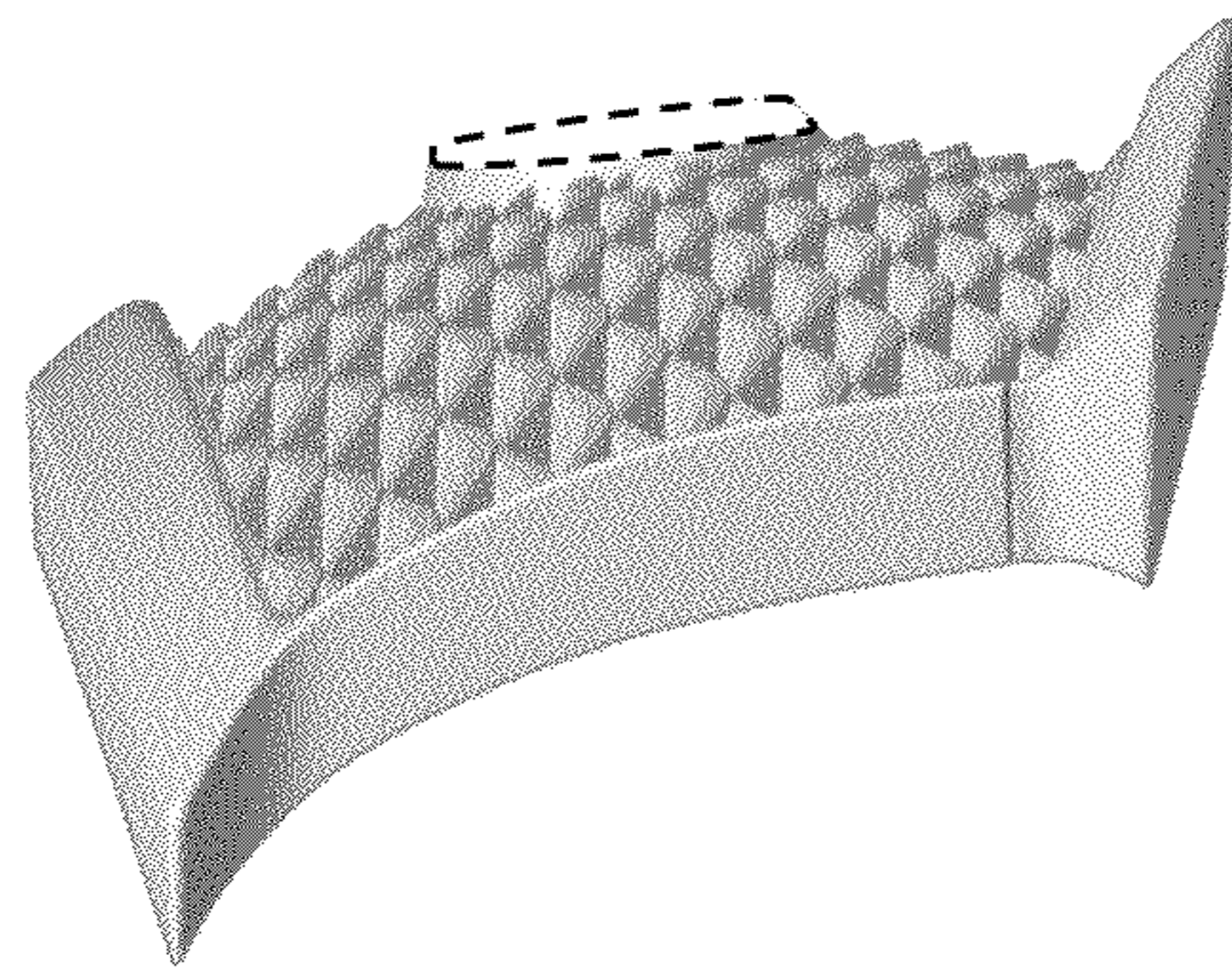


FIG. 4

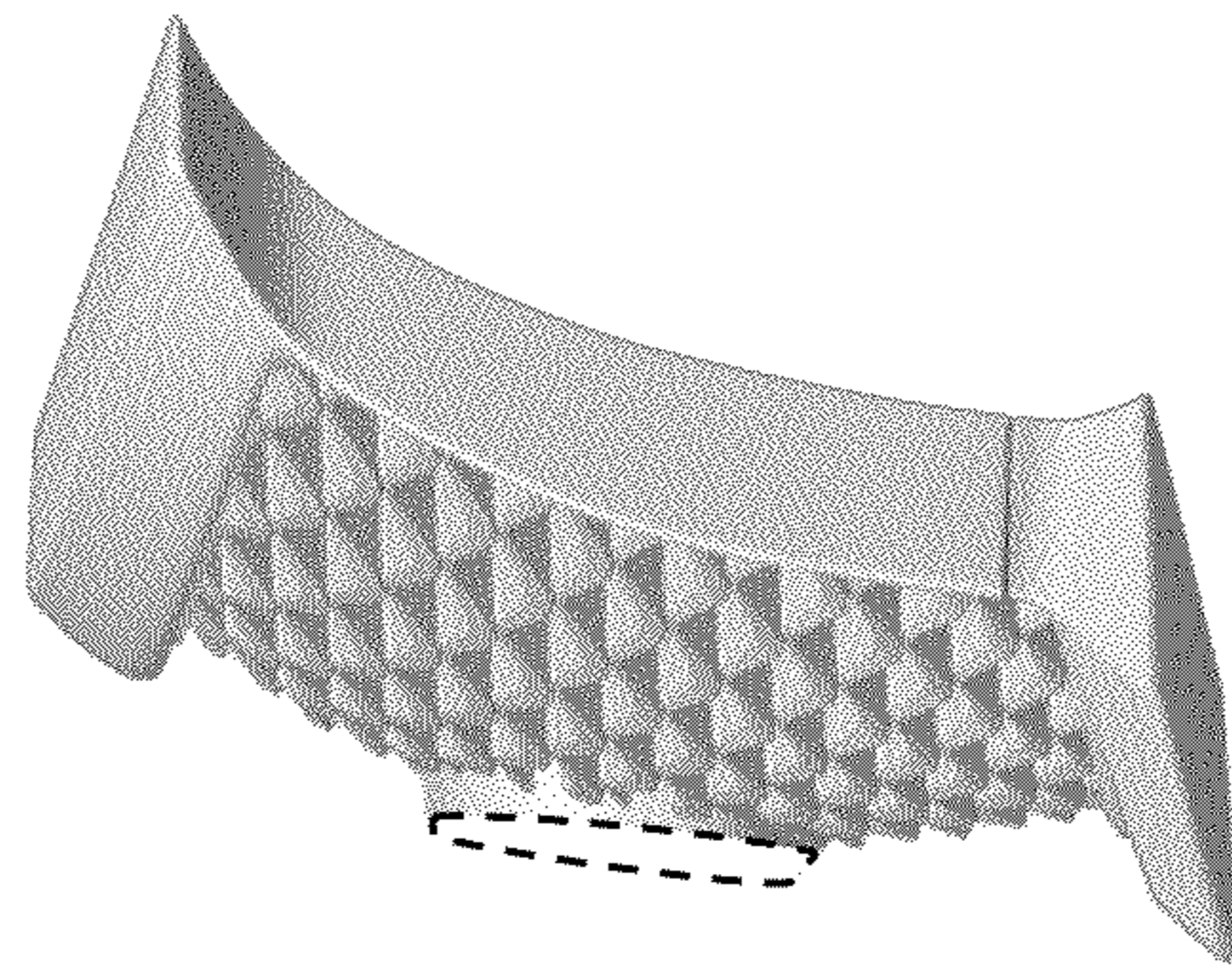


FIG. 5




FIG. 6




FIG. 7