



US00D756836S

(12) **United States Design Patent**
Mogren

(10) **Patent No.:** **US D756,836 S**
(45) **Date of Patent:** **** May 24, 2016**

(54) **JEWELRY ARTICLE INCLUDING A HAND**
(71) Applicant: **Scott F. Mogren**, Maplewood, MN (US)
(72) Inventor: **Scott F. Mogren**, Maplewood, MN (US)
(**) Term: **14 Years**

D251,716 S 5/1979 Andersen
D251,717 S 5/1979 Graves
D253,097 S 10/1979 Phelps
D266,495 S 10/1982 Past
D267,080 S 11/1982 Past
D318,819 S 8/1991 Geyduschek
D334,725 S 4/1993 White
D371,983 S 7/1996 Burman

(21) Appl. No.: **29/513,879**

(Continued)

(22) Filed: **Jan. 6, 2015**

OTHER PUBLICATIONS

(51) **LOC (10) Cl.** **11-01**

[Online] http://cdn6.bigcommerce.com/s-jr4nh8s/products/4027/images/8651/buddha.hand.pendant_76868.1406538842.1280.1280.jpg?c=2. Retrieved Jan. 6, 2016.*

(52) **U.S. Cl.**

USPC **D11/83**; D11/104

(Continued)

(58) **Field of Classification Search**

USPC D11/1, 2, 7, 8, 40-48, 79-86, 90, 91,
D11/92, 93, 54, 56, 95, 97, 98, 99, 50, 51,
D11/52, 53, 104, 103, 102, 105
CPC A44C 1/00; A44C 3/00; A44C 3/004;
A44C 3/005; A44C 3/007; A44C 3/008;
A44C 5/02; A44C 7/002; A44C 25/00;
A44C 25/001; A44C 25/002; A44C 25/004;
A44C 25/005; A44C 25/007

Primary Examiner — Garth Rademaker
Assistant Examiner — Melanie Pellegrini
(74) *Attorney, Agent, or Firm* — Mueting, Raasch & Gebhardt, P.A.

See application file for complete search history.

(57) **CLAIM**

The ornamental design for jewelry article including a hand, as shown and described.

(56) **References Cited**

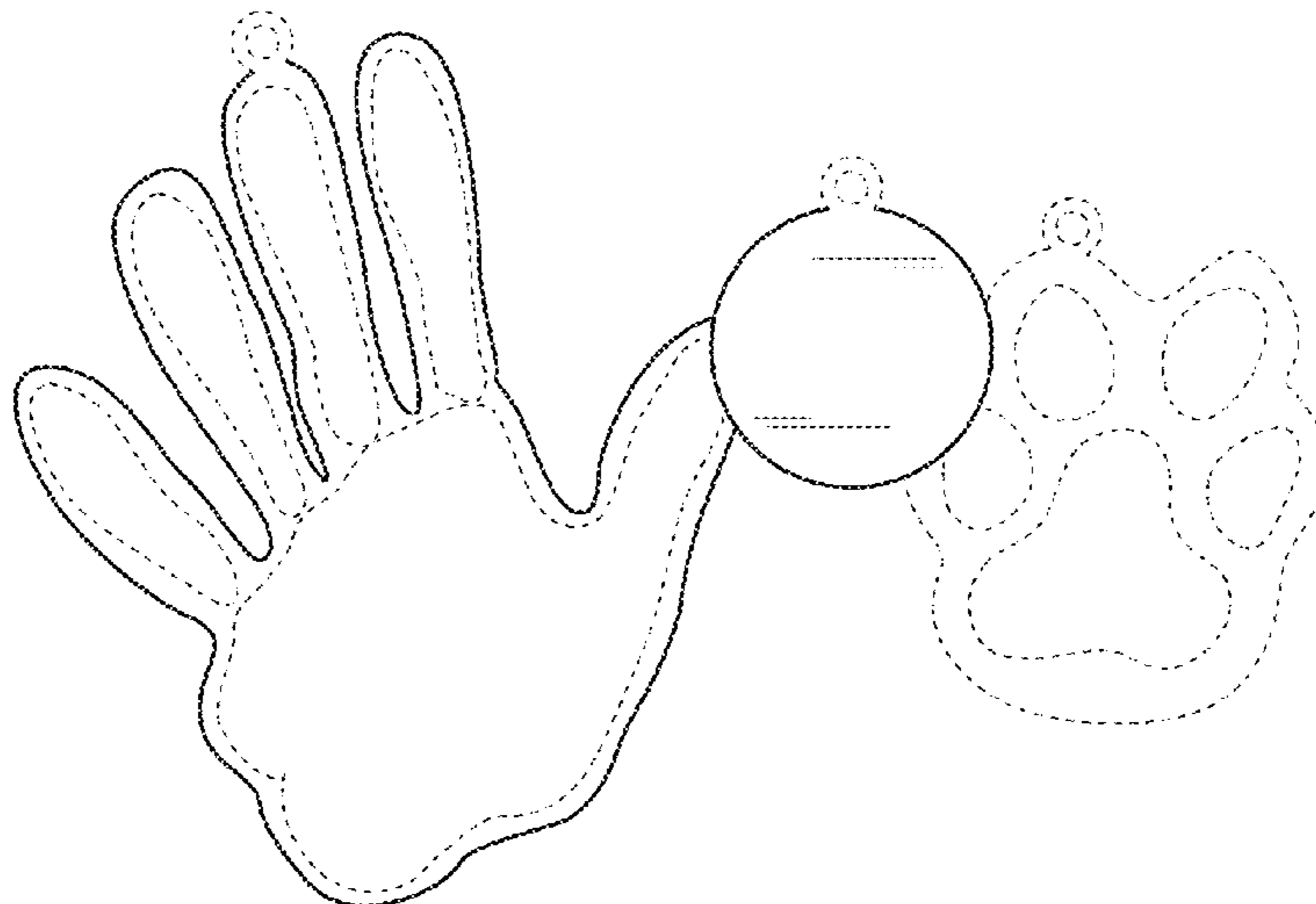
DESCRIPTION

U.S. PATENT DOCUMENTS

D109,800 S 3/1938 Foss
D115,252 S 6/1939 Kemsley
D121,482 S * 7/1940 Silson D11/144
D128,976 S * 8/1941 Castaline D11/32
D129,739 S * 9/1941 Behr D11/54
D146,049 S * 12/1946 Katz D11/54
D146,312 S * 2/1947 Katz D11/54
D147,148 S * 7/1947 Spiegel D11/54
D162,155 S 2/1951 Gray
D232,319 S 8/1974 Caputo
D238,198 S 12/1975 Fear
D249,877 S 10/1978 Shambrook
D250,900 S 1/1979 Newman

FIG. 1 is a front view of a jewelry article including a hand of the claimed design;
FIG. 2 is a left side view of the design of FIG. 1;
FIG. 3 is a right side view of the design of FIG. 1;
FIG. 4 is a top end view of the design of FIG. 1;
FIG. 5 is a rear view of the design of FIG. 1; and,
FIG. 6 is a bottom end view of the design of FIG. 1.
The broken lines shown in the drawings represent unclaimed portions of the jewelry article including a hand and form no part of the claimed design.

1 Claim, 2 Drawing Sheets



(56)

References Cited

U.S. PATENT DOCUMENTS

D411,965 S 7/1999 Ruegg, Sr.
D438,814 S 3/2001 Sinha et al.
D442,515 S 5/2001 Schlieger
D465,432 S 11/2002 Henmi
D475,652 S 6/2003 Schlieger
D494,884 S 8/2004 Steiner
D525,163 S 7/2006 Balch
D528,038 S 9/2006 Cavness
D542,171 S 5/2007 Olson
D553,046 S 10/2007 Younkin
D563,828 S 3/2008 Meijer
D569,765 S 5/2008 Cavness
D570,728 S * 6/2008 Lehmann D11/104
D609,132 S 2/2010 Busbee
D610,481 S 2/2010 Sandberg

D615,449 S 5/2010 Hayden et al.
D623,229 S 9/2010 Ray
D623,230 S 9/2010 Ray
D623,979 S 9/2010 Mogren
D631,781 S 2/2011 Mogren
D639,701 S 6/2011 Ditty
D653,582 S * 2/2012 Smith D11/79
D653,987 S * 2/2012 Merciez D11/104
D655,642 S 3/2012 Mogren
D662,440 S 6/2012 Mogren
D690,221 S * 9/2013 Schmidt D11/32

OTHER PUBLICATIONS

[Online] http://i00.i.aliimg.com/wsphoto/v0/2026353546_1/AN867-925-sterling-silver-Necklace-925-silver-fashion-jewelry-font-b-pendant-b-font-font-b.jpg. Retrieved Jan. 6, 2016.*

* cited by examiner

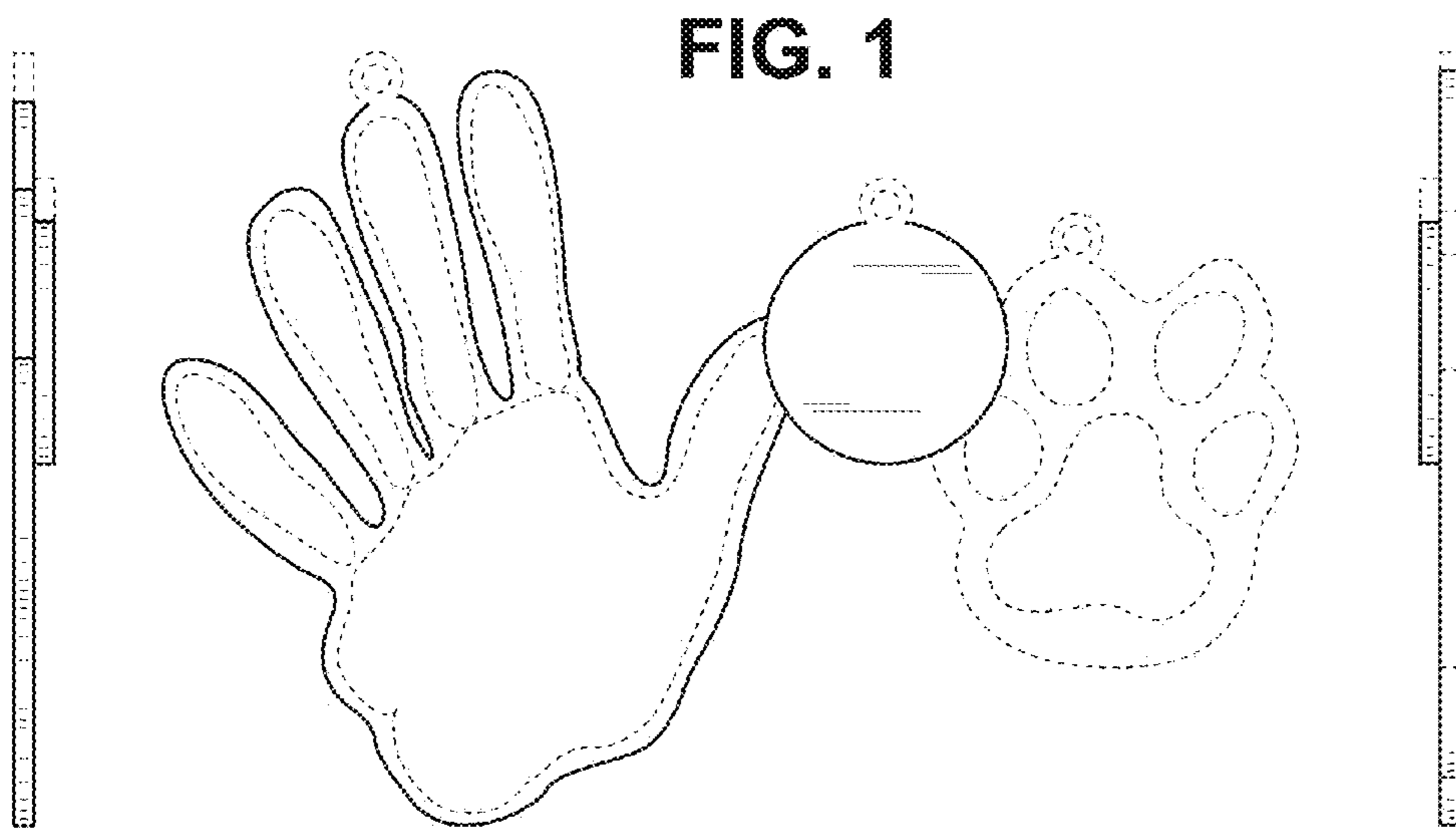


FIG. 2

FIG. 3

FIG. 4




FIG. 5


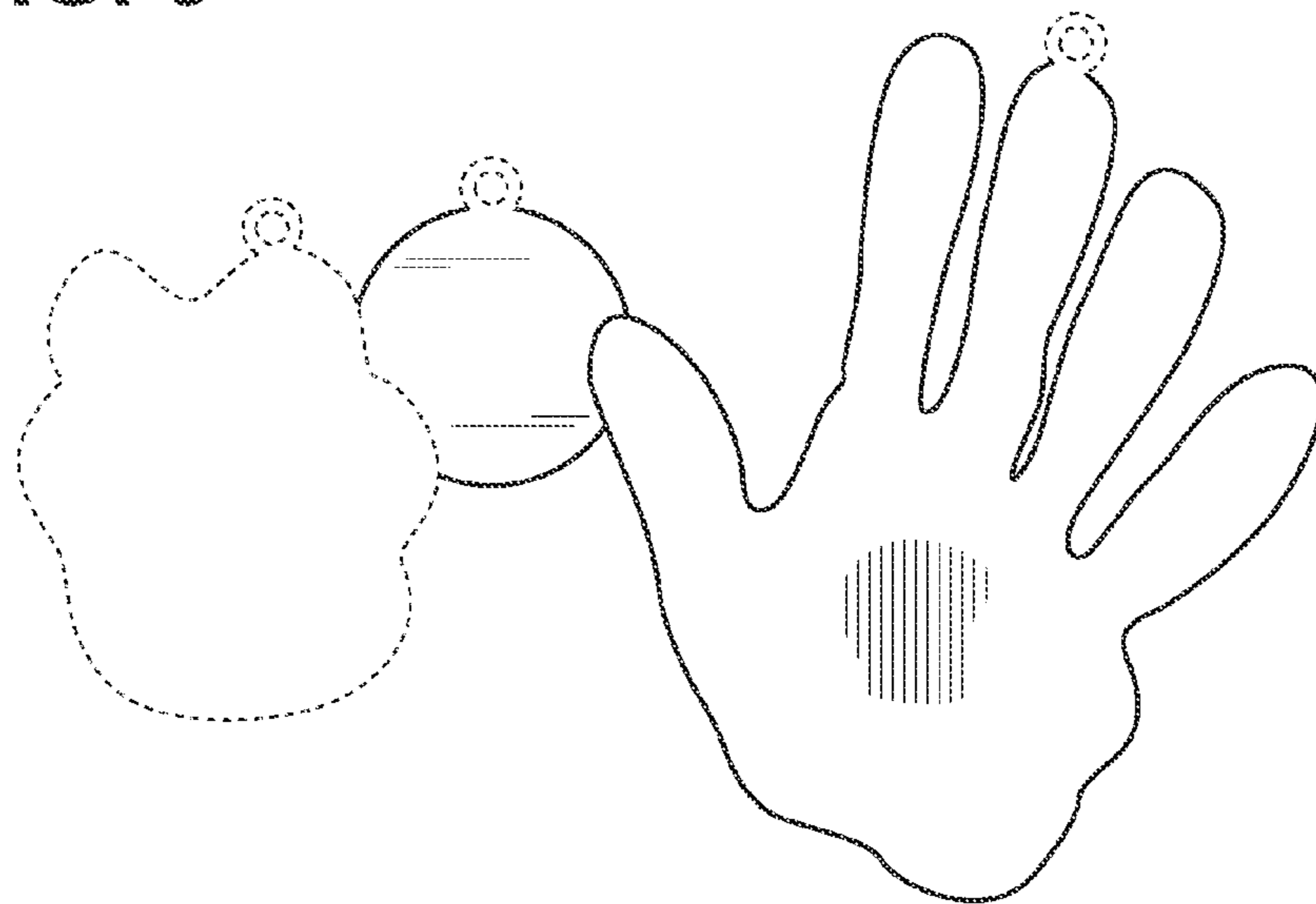


FIG. 6