



US00D756828S

(12) **United States Design Patent**
Wettre

(10) **Patent No.:** **US D756,828 S**

(45) **Date of Patent:** **** May 24, 2016**

(54) **FIRE ALARM**

(71) Applicant: **Firephant AB**, Molndal (SE)

(72) Inventor: **Lars Wettre**, Stockholm (SE)

(73) Assignee: **FIREPHANT AB**, Mölndal (SE)

(**) Term: **14 Years**

(21) Appl. No.: **29/506,834**

(22) Filed: **Oct. 21, 2014**

(30) **Foreign Application Priority Data**

Apr. 29, 2014 (EM) 001410187-0001

(51) **LOC (10) Cl.** **10-05**

(52) **U.S. Cl.**
USPC **D10/106.5**

(58) **Field of Classification Search**
USPC D10/113.3, 113.1; D20/10
CPC E01F 9/09; E01F 9/087; E01F 15/085
See application file for complete search history.

(56) **References Cited**

U.S. PATENT DOCUMENTS

D653,575 S * 2/2012 Treharne D10/106.5
D703,565 S * 4/2014 Chen D10/106.5
D726,161 S * 4/2015 Howard D14/218
D731,334 S * 6/2015 Fiedler D10/70

* cited by examiner

Primary Examiner — George D Kirschbaum

(74) *Attorney, Agent, or Firm* — Harness, Dickey & Pierce, P.L.C.

(57) **CLAIM**

The ornamental design for a fire alarm, as shown and described.

DESCRIPTION

FIG. 1 is a bottom perspective view of a fire alarm showing my new design;

FIG. 2 is a top perspective view thereof;

FIG. 3 is a bottom plan view thereof;


FIG. 4 is a front elevational view thereof, the rear elevational view being a mirror image.

FIG. 5 is a top plan view thereof; and,

FIG. 6 is a right side elevational view thereof, the left side being a mirror image.

The parts shown in broken lines are for illustrative purposes only and forms no part of the claimed design.

1 Claim, 3 Drawing Sheets



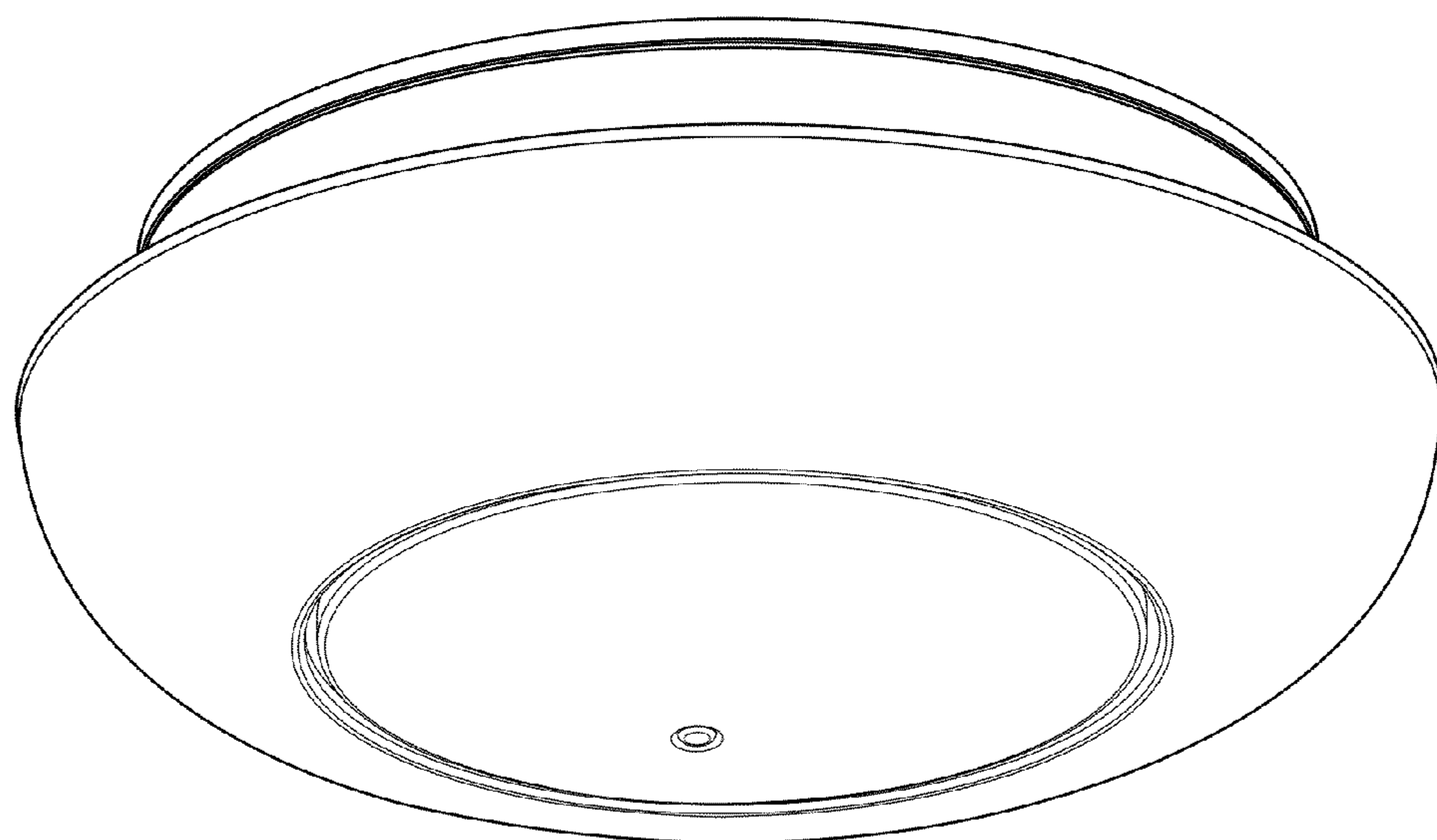


Figure 1

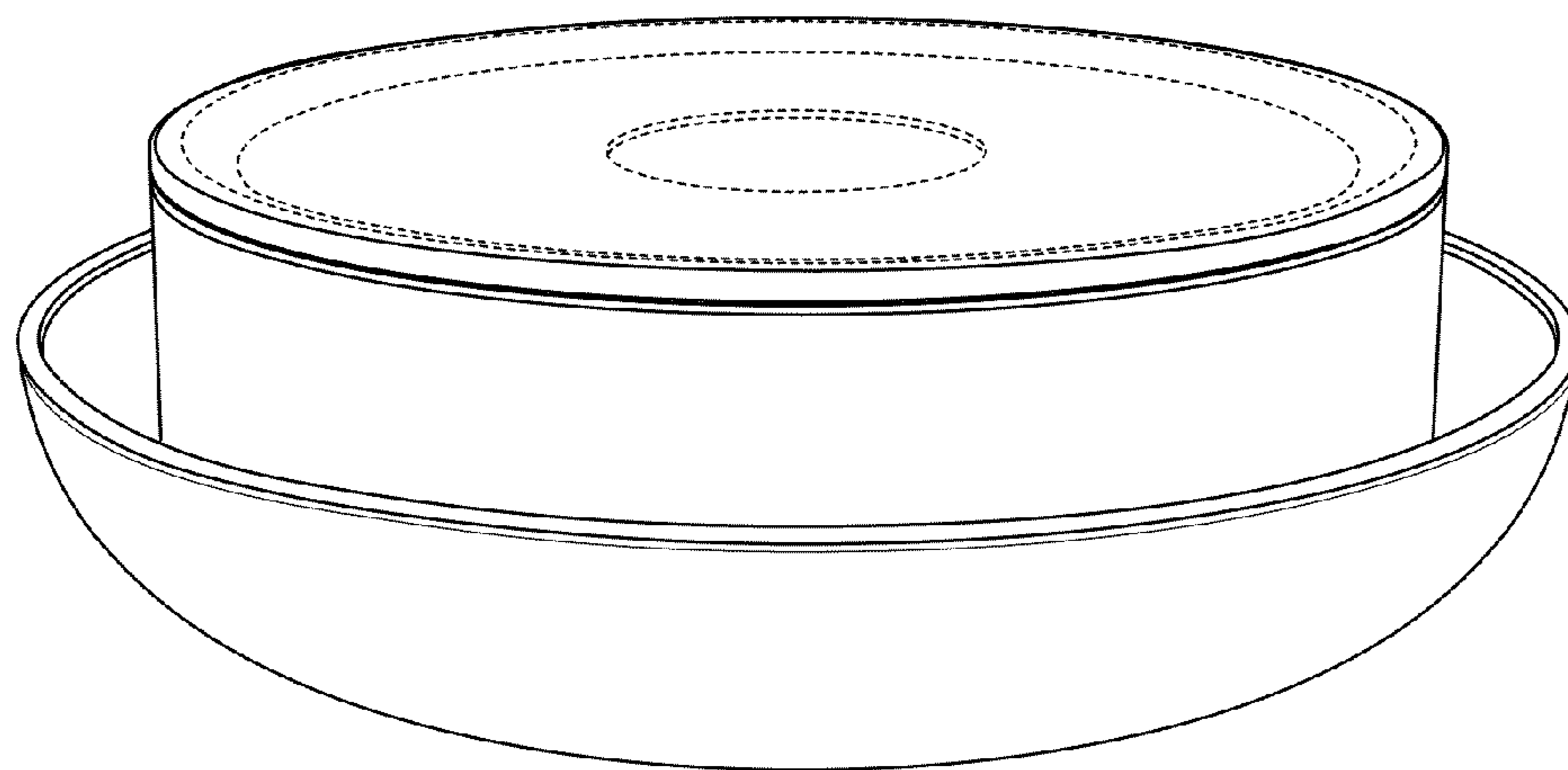


Figure 2

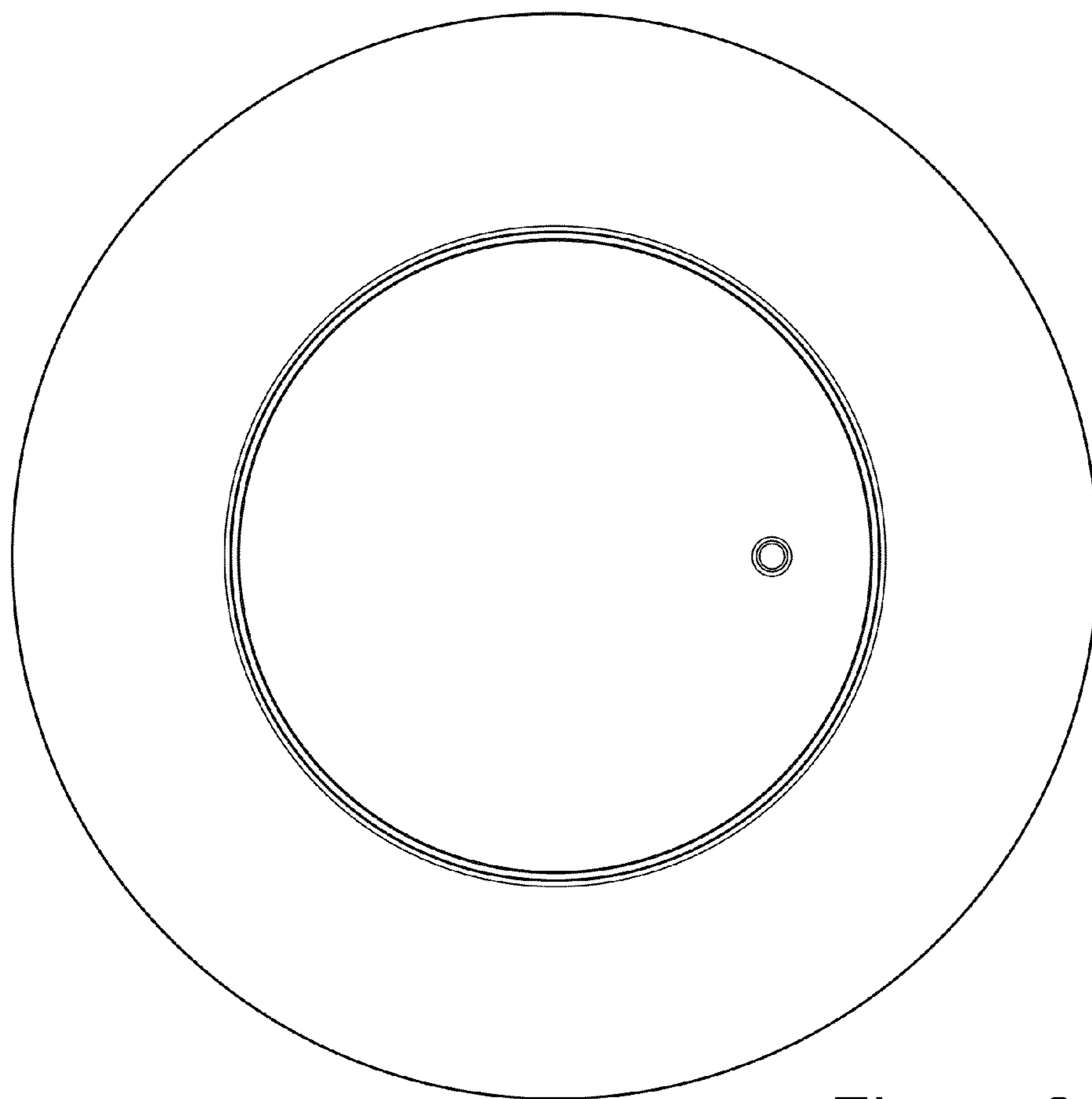


Figure 3




Figure 4

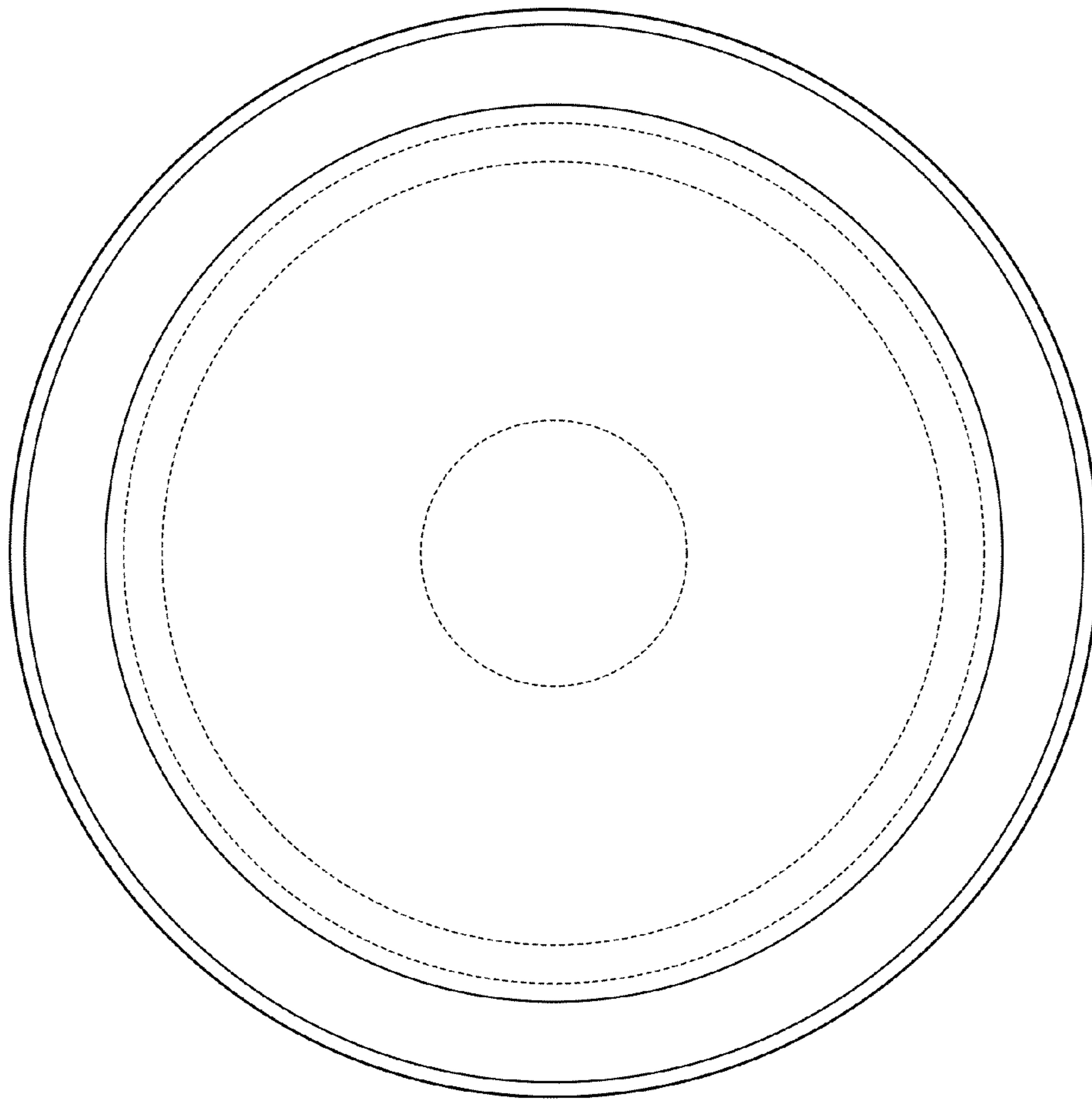


Figure 5




Figure 6