



US00D756806S

(12) **United States Design Patent**  
**Seigel**

(10) **Patent No.:** **US D756,806 S**

(45) **Date of Patent:** **\*\* May 24, 2016**

(54) **COOKING TIMER**

(71) Applicant: **Ellen Seigel**, Columbus, OH (US)

(72) Inventor: **Ellen Seigel**, Columbus, OH (US)

(73) Assignee: **Brightfire Technologies Inc.**, Columbus, OH (US)

(\*\*) Term: **14 Years**

(21) Appl. No.: **29/504,997**

(22) Filed: **Oct. 11, 2014**

(51) **LOC (10) Cl.** ..... **10-03**

(52) **U.S. Cl.**  
USPC ..... **D10/40**

(58) **Field of Classification Search**  
USPC ..... D10/40, 30-39, 1-29, 122-132  
CPC ..... A61J 7/00; A61J 7/04; A61J 7/0409;  
A47J 31/52; G04C 3/00; G04C 3/005; G04F  
1/00; G04F 1/005; G04F 5/00; G04F 8/00;  
G04F 10/00; G04G 15/00; G04G 15/003;  
G04G 17/00; G04G 17/08

See application file for complete search history.

(56) **References Cited**

**U.S. PATENT DOCUMENTS**

4,444,511 A \* 4/1984 Ogihara ..... G04C 3/005  
368/185  
5,140,564 A \* 8/1992 Rich ..... G04G 17/005  
368/107

D337,952 S \* 8/1993 Wolff ..... D10/15  
D380,397 S \* 7/1997 Chan ..... D10/40  
D382,820 S \* 8/1997 Chan ..... D10/15  
D416,816 S \* 11/1999 Wolff ..... D10/30  
D488,393 S \* 4/2004 Hsu ..... D10/40  
7,167,419 B2 \* 1/2007 Kwan ..... A47J 31/52  
224/903  
D551,348 S \* 9/2007 Lee ..... D24/134  
D592,532 S \* 5/2009 Corcoran ..... D10/40  
D599,222 S \* 9/2009 Bialek-Wester ..... D10/15  
2001/0036129 A1 \* 11/2001 Carr ..... G04F 1/00  
368/109

\* cited by examiner

*Primary Examiner* — Martie K Holtje

(74) *Attorney, Agent, or Firm* — Neal O. Willmann

(57) **CLAIM**

I claim the ornamental design for a cooking timer, as shown and described.

**DESCRIPTION**

FIG. 1 is a front elevational view of a cooking timer showing my new design;

FIG. 2 is a rear elevational view thereof;

FIG. 3 is a bottom plan view thereof;

FIG. 4 is a top plan view thereof; and,

FIG. 5 is a right side elevational view, the left side being a mirror image thereof.

The structural features depicted by broken lines in FIG. 2 have been shown for the purpose of illustrating portions of the cooking timer that form no part of the claimed design.

**1 Claim, 3 Drawing Sheets**

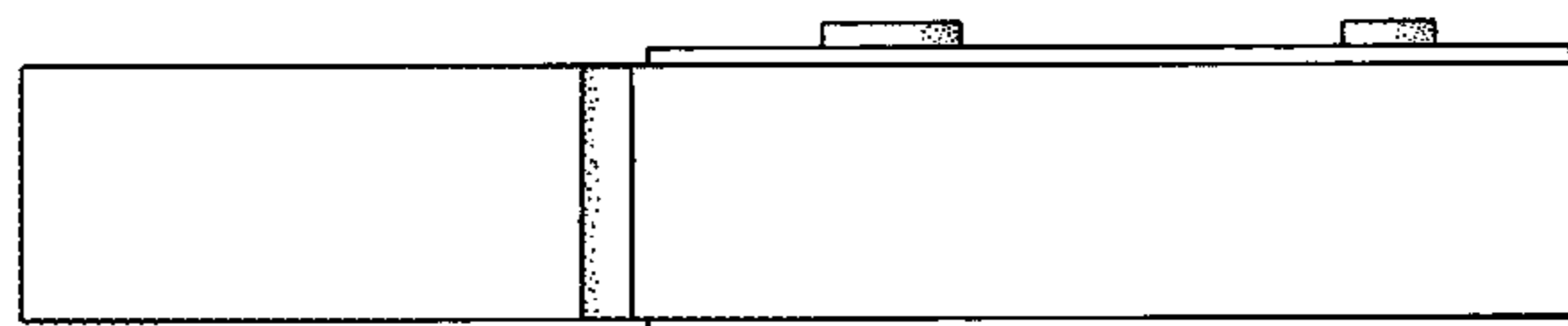
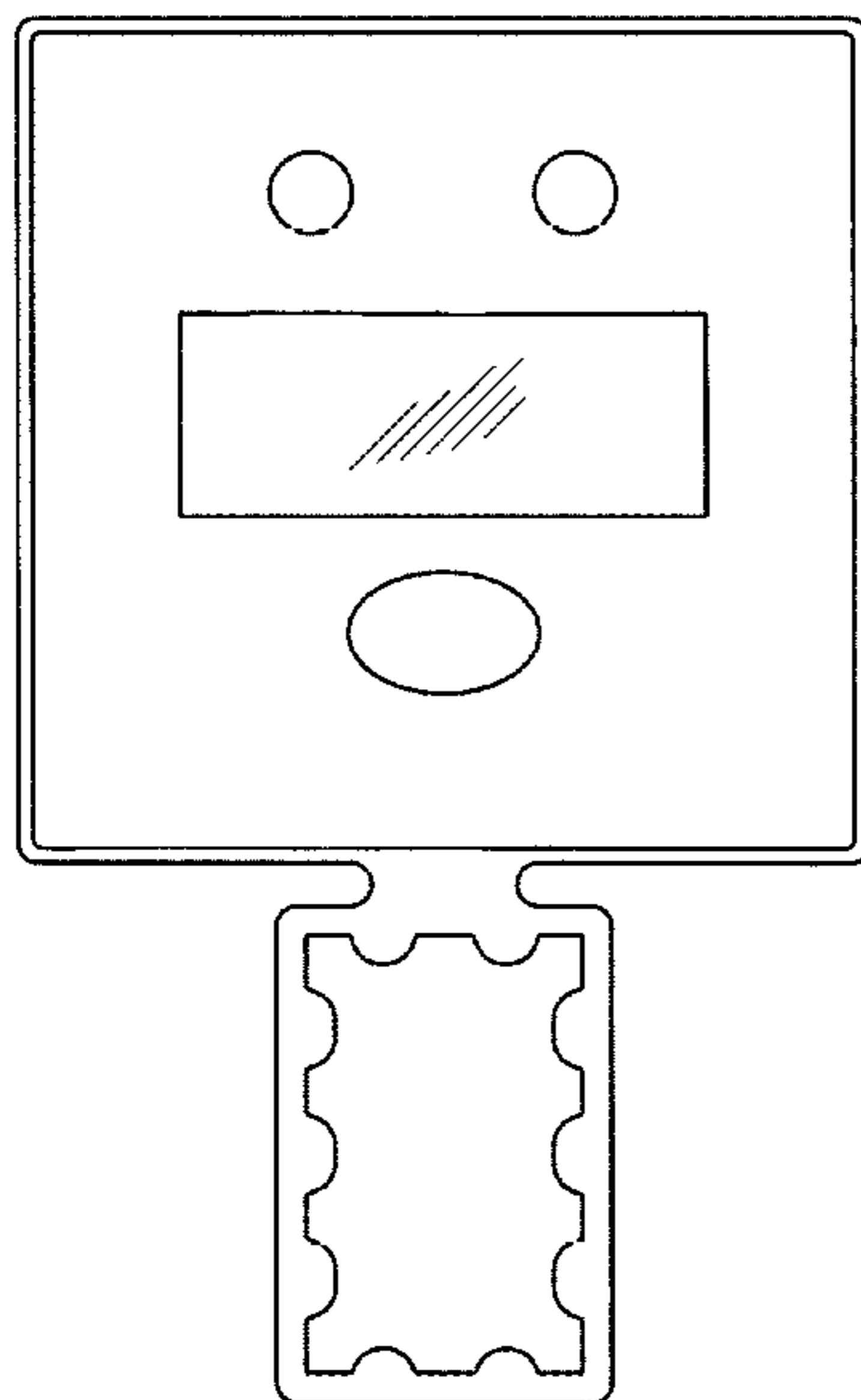


Fig. 1

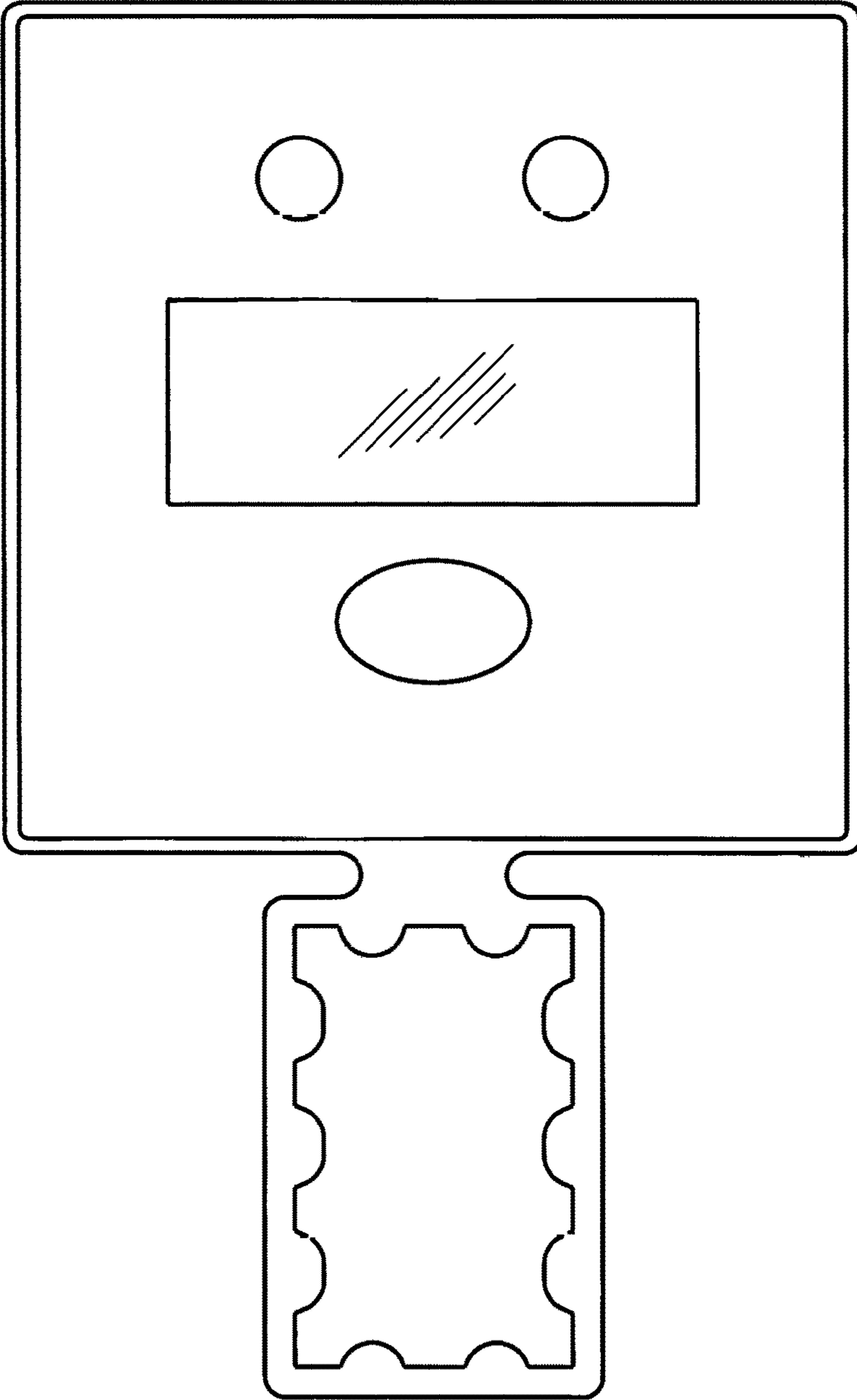


Fig. 2

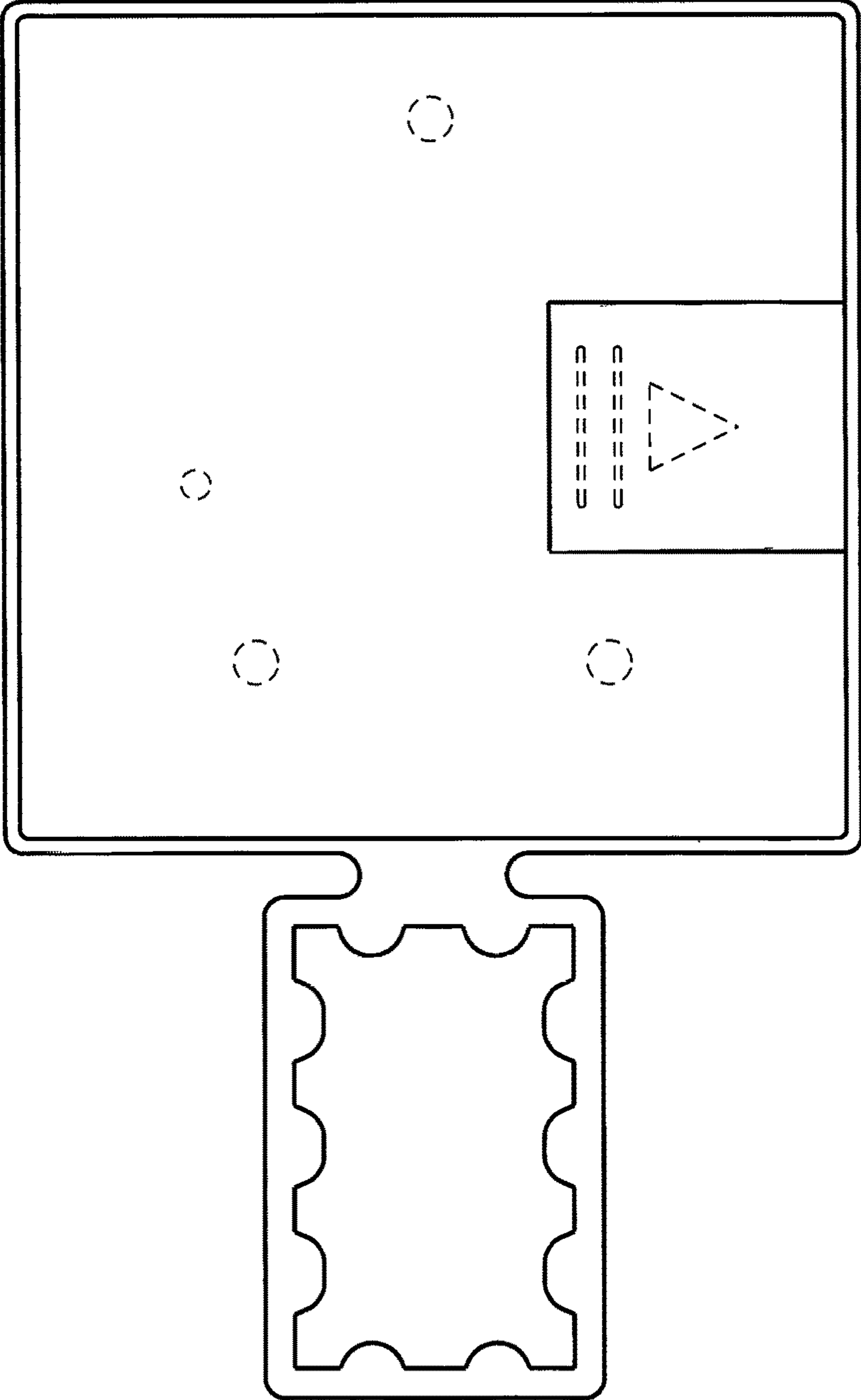


Fig. 3




Fig. 4

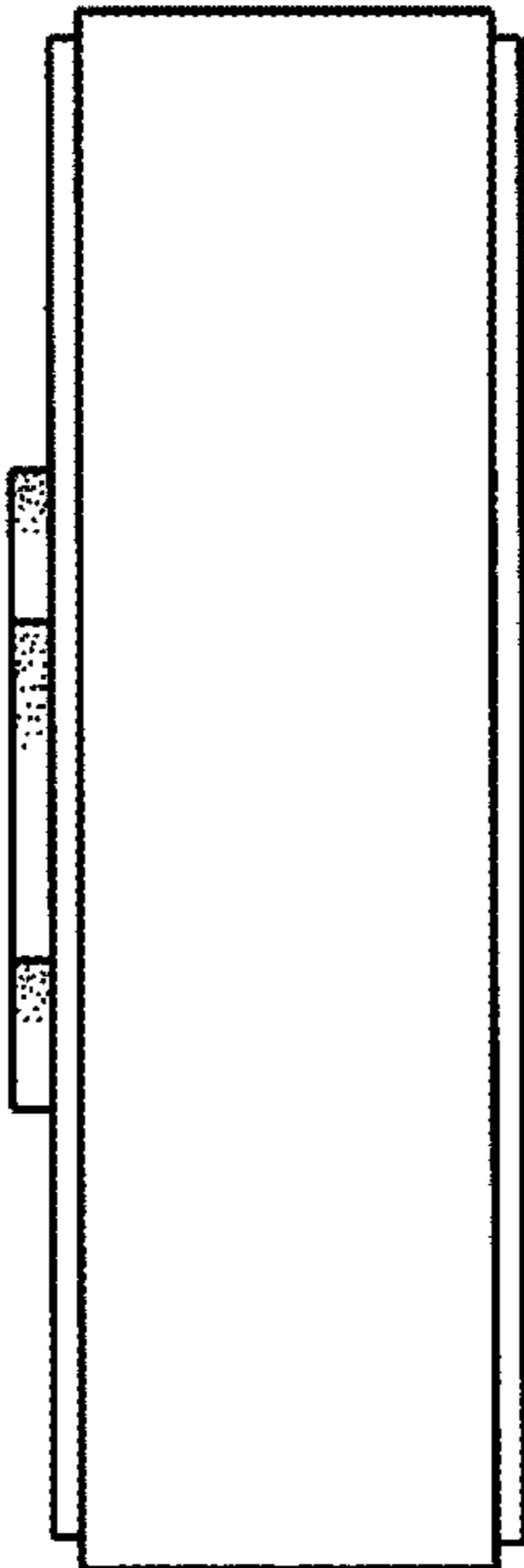


Fig. 5

