



US00D756805S

(12) **United States Design Patent**
Delhotal

(10) **Patent No.:** **US D756,805 S**
(45) **Date of Patent:** **** May 24, 2016**

- (54) **WATCH CASE**
- (71) Applicant: **La Montre Hermes S.A.**, Brügg (CH)
- (72) Inventor: **Philippe Delhotal**, Brügg (CH)
- (73) Assignee: **LA MONTRE HERMES S.A.**, Brugg (CH)
- (**) Term: **14 Years**
- (21) Appl. No.: **29/488,157**
- (22) Filed: **Apr. 16, 2014**
- (30) **Foreign Application Priority Data**
Oct. 17, 2013 (WO) DM/081 977
- (51) **LOC (10) Cl.** **10-02**
- (52) **U.S. Cl.**
USPC **D10/30; D10/38**
- (58) **Field of Classification Search**
USPC D10/30-39, 1-29, 122-132
CPC G04B 19/00; G04B 37/00; G04B 37/0008;
G04B 37/0058; G04B 37/1486; G04B 37/103;
G04B 45/00; G04B 45/0069; G04C 17/00;
G04C 17/0066
See application file for complete search history.

D350,288 S *	9/1994	Giardiello	D10/30
D414,705 S *	10/1999	Kennedy	D10/30
D471,115 S *	3/2003	Buechner	D10/39
7,027,360 B2 *	4/2006	Kitahara	G04C 17/0066 368/28
D550,102 S *	9/2007	Dreyfuss	D10/39
D622,167 S *	8/2010	Jorst	D10/39
D678,081 S *	3/2013	Cabiddu	D10/38
D692,778 S *	11/2013	Duport	D10/39
D693,244 S *	11/2013	Duport	D10/39
2013/0114383 A1 *	5/2013	Gourdin	G04B 37/103 368/308

* cited by examiner

Primary Examiner — Martie K Holtje
(74) *Attorney, Agent, or Firm* — Foley & Lardner LLP

(57) **CLAIM**

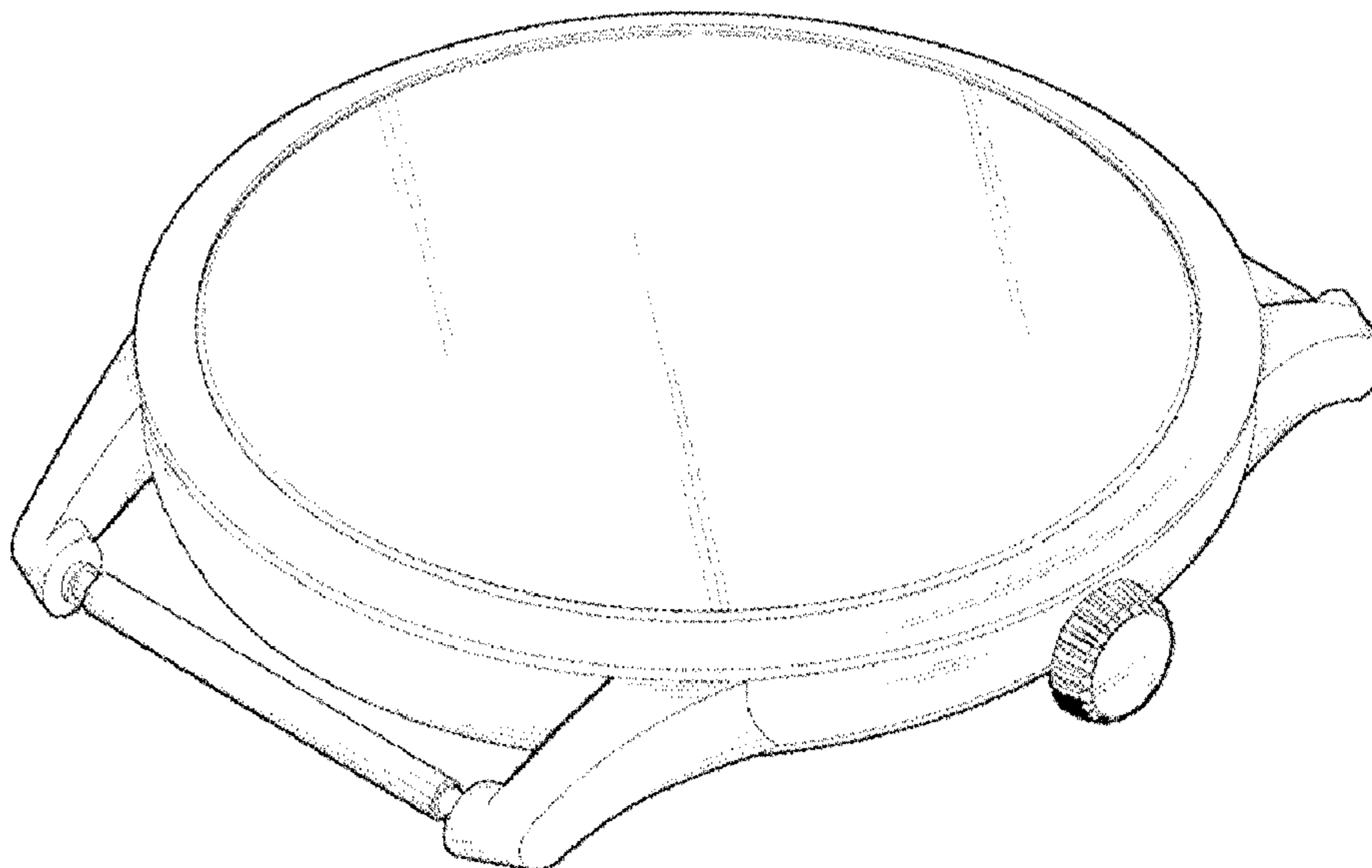
I claim the ornamental design for a watch case, as shown and described.

DESCRIPTION

FIG. 1 is a front elevational view of a watch case showing my new design;
 FIG. 2 is a rear elevational view thereof;
 FIG. 3 is a right side elevational view thereof;
 FIG. 4 is a left side elevational view thereof;
 FIG. 5 is a top plan view thereof;
 FIG. 6 is a bottom plan view thereof; and,
 FIG. 7 is a right front perspective view thereof.
 The ornamental design which is claimed is shown in solid lines in the drawings. The structural features depicted by broken lines in FIG. 2 have been shown for the purpose of illustrating portions of the watch case that form no part of the claimed design.

1 Claim, 7 Drawing Sheets

- (56) **References Cited**
U.S. PATENT DOCUMENTS
D178,771 S * 9/1956 Doerwal D10/39
D186,180 S * 9/1959 Diamond D10/39
3,901,023 A * 8/1975 Uebelhardt G04B 37/1486
368/281



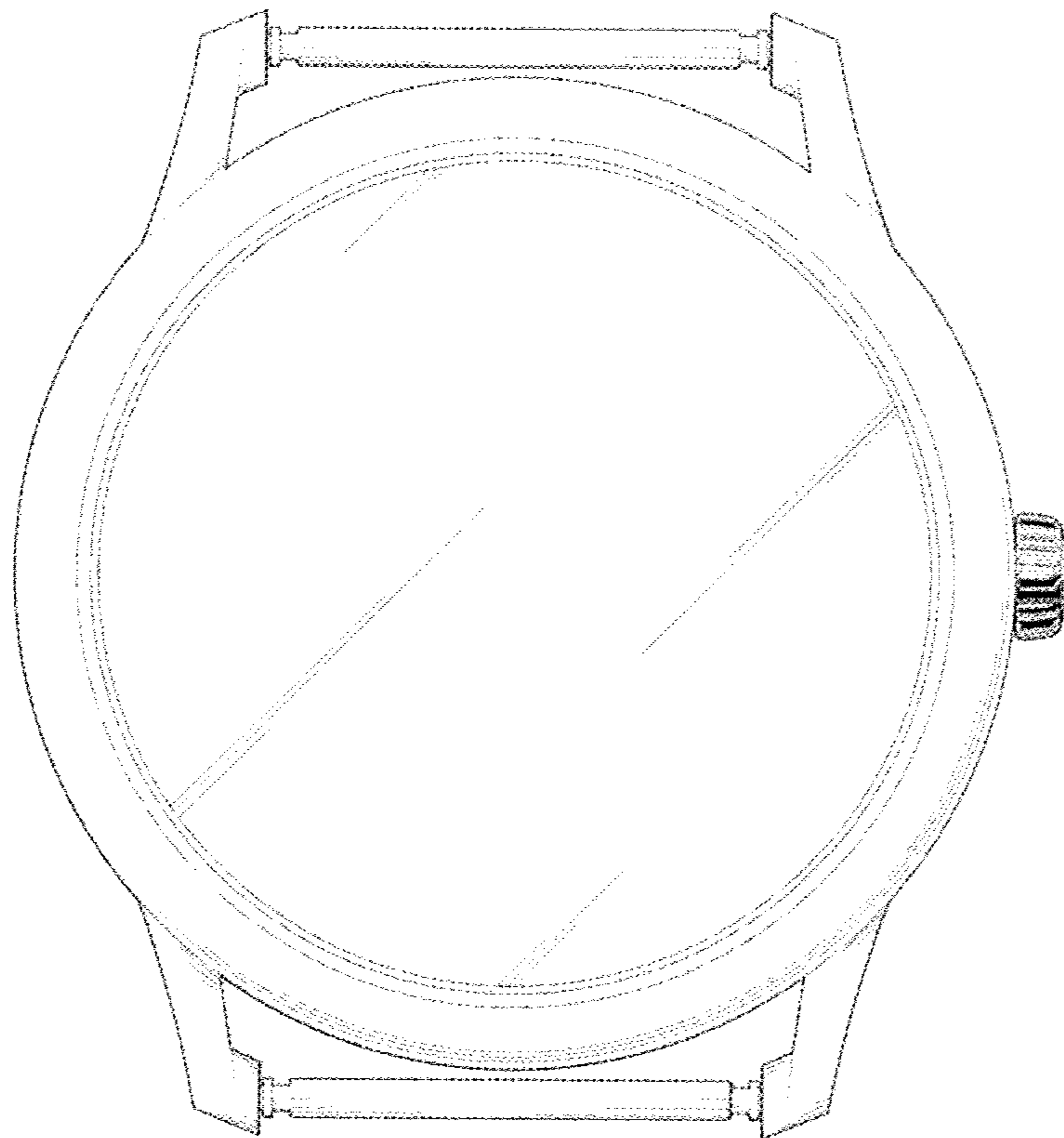


FIG. 1

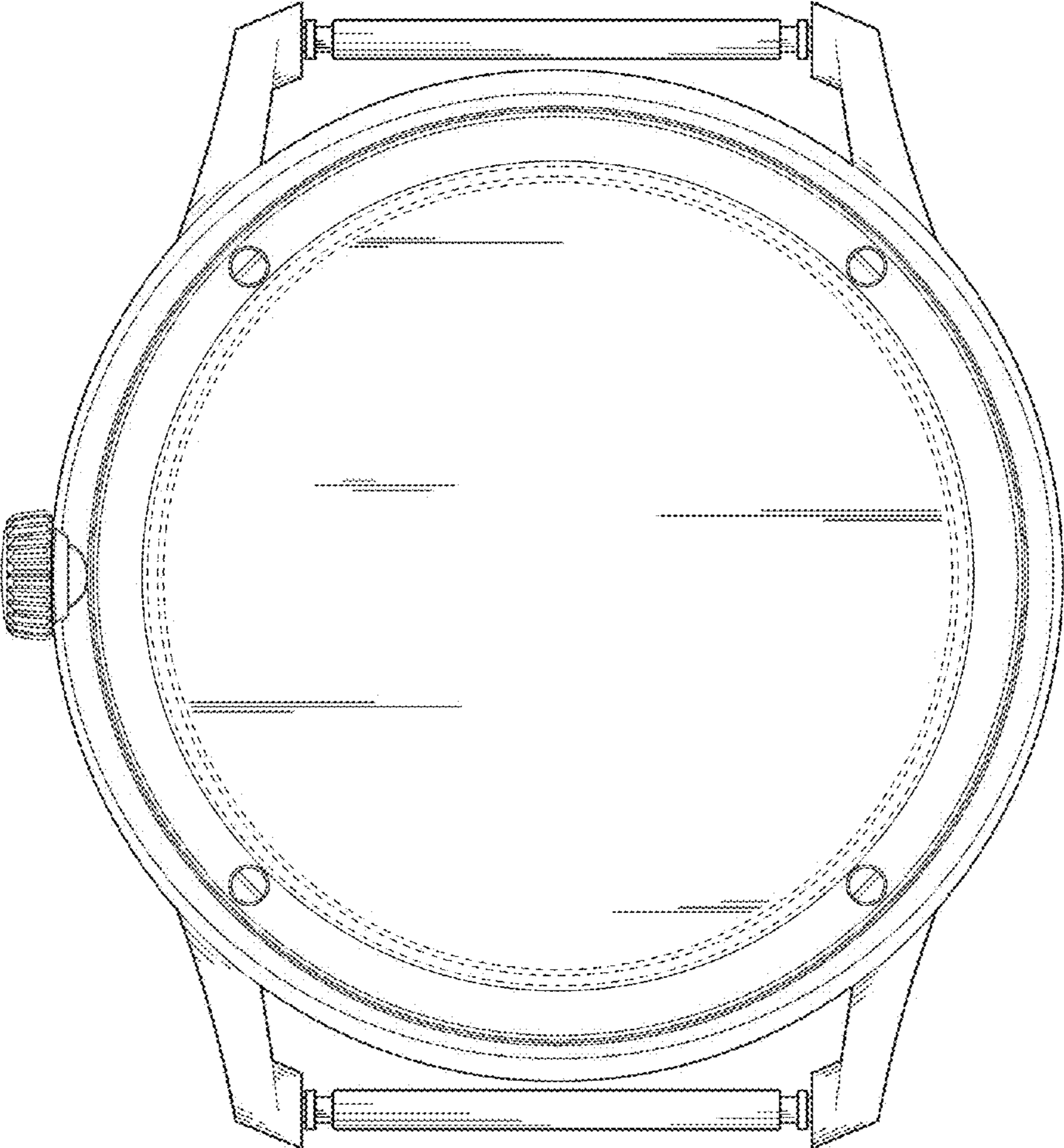


FIG.2

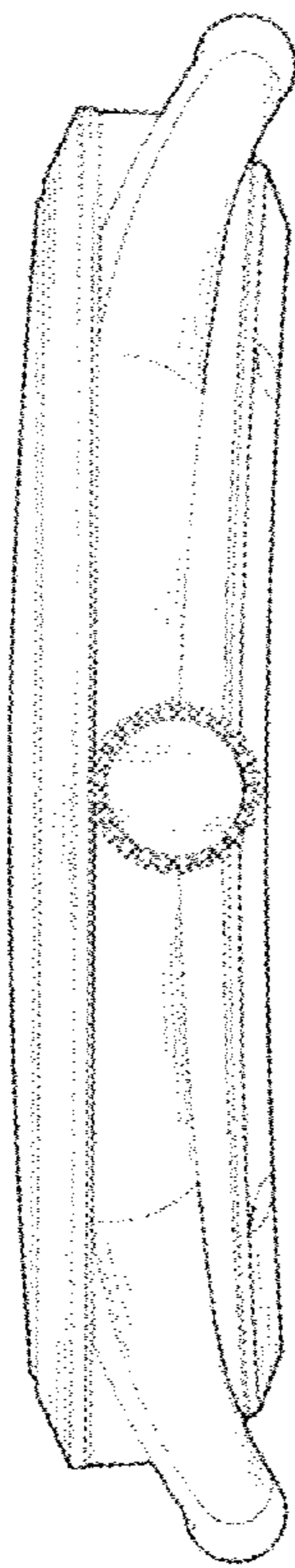


FIG. 3




FIG.4




FIG. 5




FIG.6

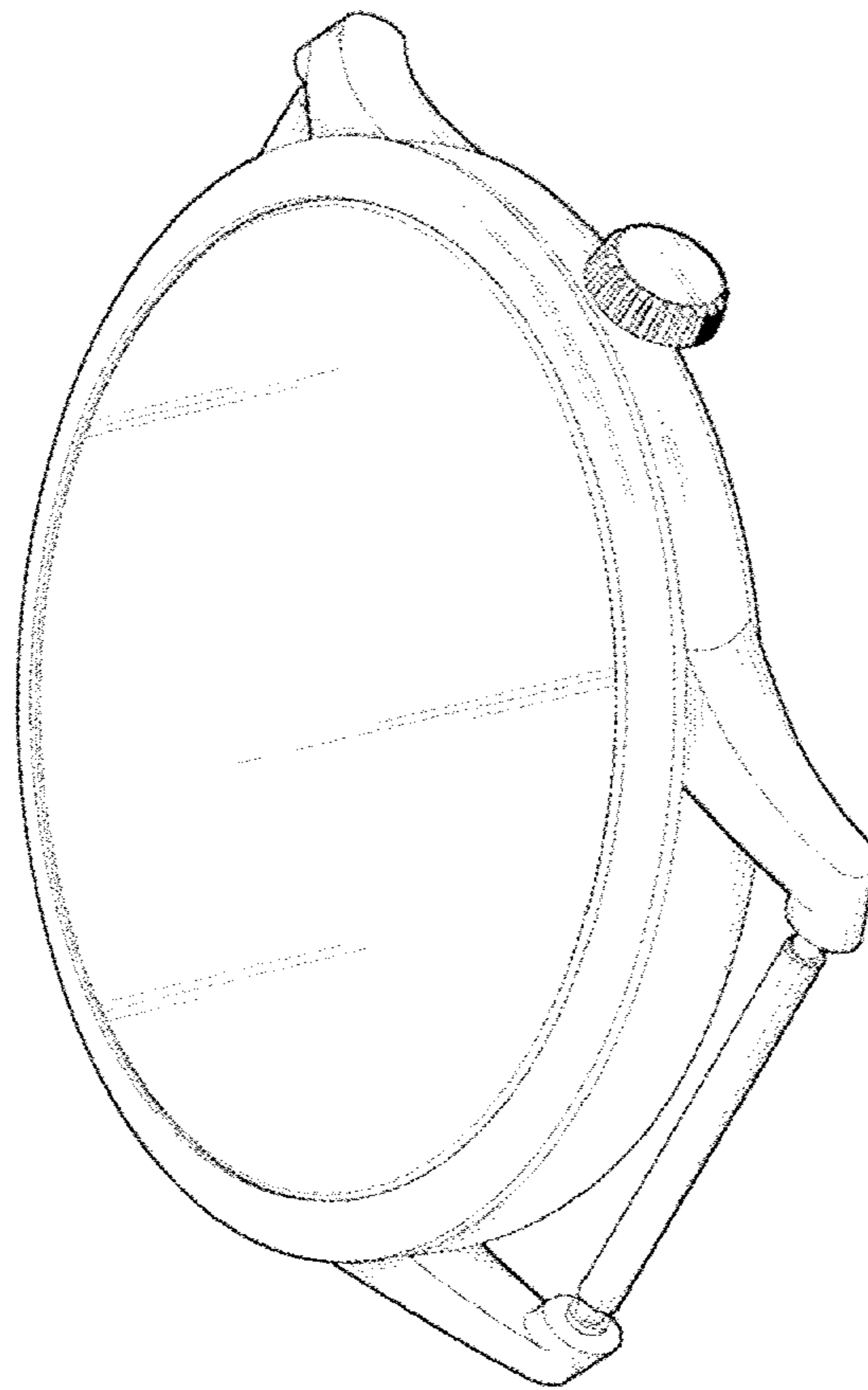


FIG. 7