

US00D756804S

(12) **United States Design Patent**
Gross

(10) **Patent No.:** **US D756,804 S**
(45) **Date of Patent:** **** May 24, 2016**

(54) **COMBINED HOLIDAY BOX AND TRAY**

(71) Applicant: **Bradley Gross**, Dallas, TX (US)

(72) Inventor: **Bradley Gross**, Dallas, TX (US)

(**) Term: **14 Years**

(21) Appl. No.: **29/506,819**

(22) Filed: **Oct. 21, 2014**

(51) **LOC (10) Cl.** **09-03**

(52) **U.S. Cl.**
USPC **D9/759**

(58) **Field of Classification Search**

USPC D9/759, 414, 737, 761, 421-423, 430,
D9/432; D7/601, 602, 701, 703, 708;
D3/203.3, 273, 297, 274, 283, 201,
D3/295, 901, 903, 905, 294, 249, 299;
206/538, 1.5, 539, 531; 229/120.31,
229/120.36, 100, 116.1, 123.2, 123.3, 221,
229/121, 122, 125.04, 125.42, 162.1, 229,
229/131, 243, 244, 208, 212, 87; 220/523,
220/528, 500, 507, 524, 526, 602, 662, 377,
220/553, 23.4, 23.2; 53/411, 474, 443;
40/107

CPC B65D 75/327; B65D 2575/3218;
B65D 2575/3281; B65D 75/367; B65D
83/0463; B65D 17/24; B65D 1/34; B65D
2215/04; B65D 2575/3227; B65D 2575/362;
B65D 2575/366; B65D 2575/368; B65D
77/04; B65D 81/3453; A61J 1/035

See application file for complete search history.

(56) **References Cited**

U.S. PATENT DOCUMENTS

3,993,190 A * 11/1976 Schmidgall A61J 1/067
206/229
4,004,691 A * 1/1977 Wihksne B65D 5/4229
206/459.1
4,013,798 A * 3/1977 Goltsos B65D 81/3453
219/729
4,872,559 A * 10/1989 Schoon A61J 1/03
206/534

5,379,899 A * 1/1995 Thurell A61J 1/03
206/1.5
D418,288 S * 1/2000 Priebe D3/201
D568,765 S * 5/2008 Miles D9/737
D579,769 S * 11/2008 Lipinski D9/759
D580,788 S * 11/2008 Scholefield D9/416
D599,551 S * 9/2009 Beavers D3/304
D673,864 S * 1/2013 Read D9/414

(Continued)

Primary Examiner — Cathron Brooks

Assistant Examiner — Teddy Falloway

(74) *Attorney, Agent, or Firm* — Law Office of Jeff
Williams; J. Oliver Williams

(57) **CLAIM**

The ornamental design for a combined holiday box and tray,
as shown and described.

DESCRIPTION

FIG. 1 is perspective view of a combined holiday box and tray
according to the present application.

FIG. 2 is a front view thereof.

FIG. 3 is a back view thereof.

FIG. 4 is a left view thereof.

FIG. 5 is a right view thereof.

FIG. 6 is a top view thereof.

FIG. 7 is a bottom view thereof.

FIG. 8 is an alternative perspective view thereof, with the box
in an opened position and the tray partially slid out.

FIG. 9 is a perspective view of the tray, shown without the box
for completeness of illustration.

FIG. 10 is a front view thereof.

FIG. 11 is a rear view thereof.

FIG. 12 is a left view thereof.

FIG. 13 is a right view thereof.

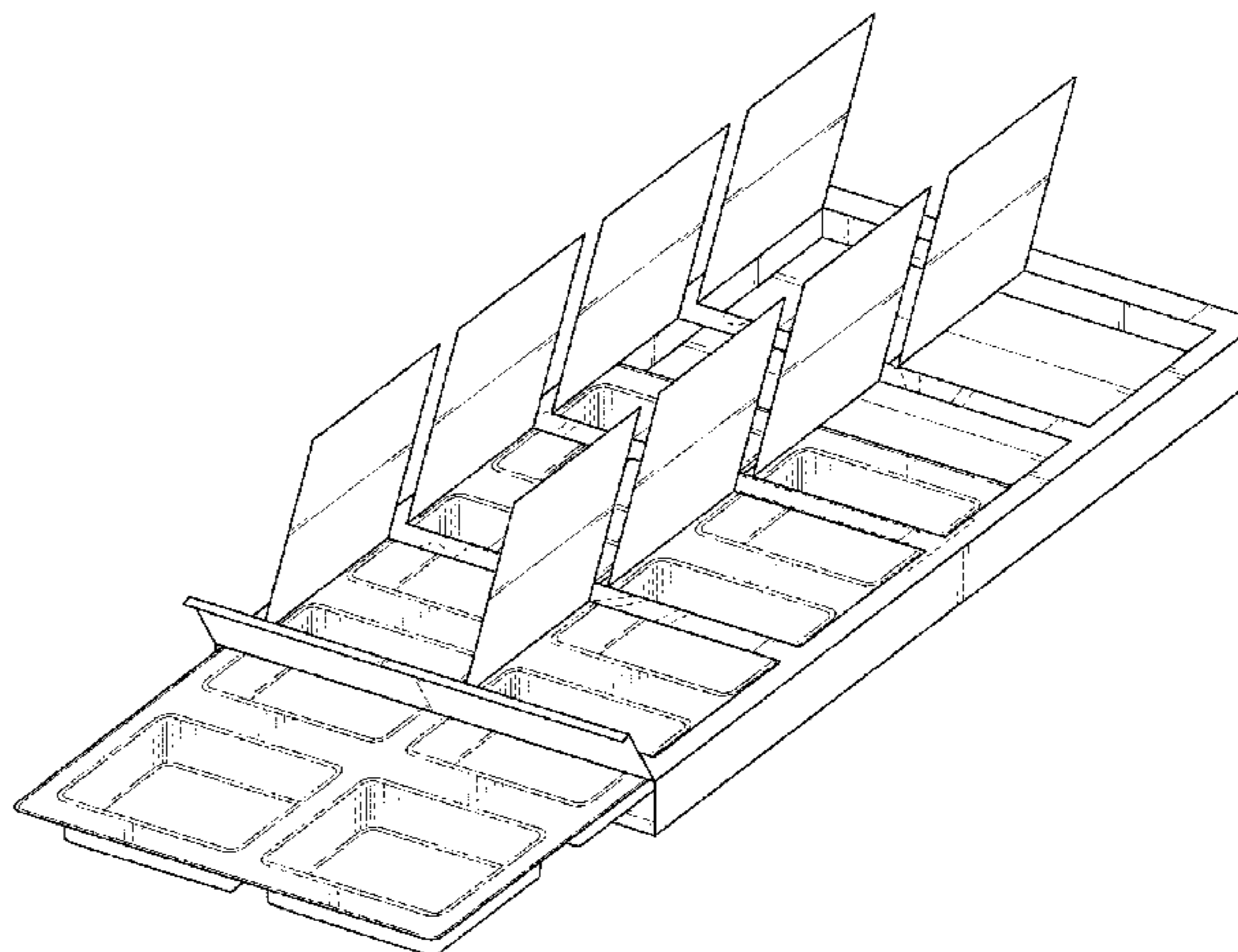
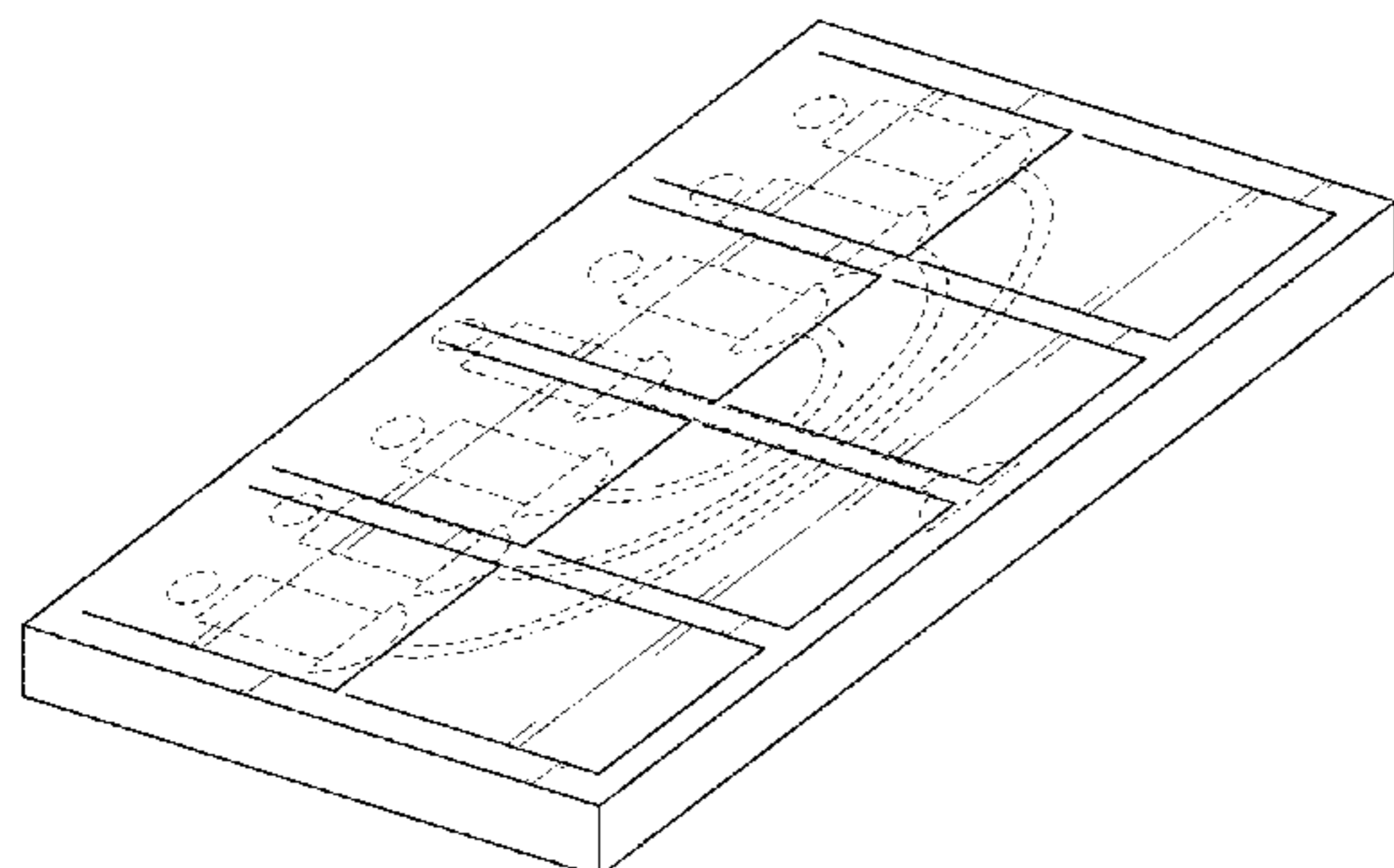
FIG. 14 is a top view thereof; and,

FIG. 15 is a bottom view thereof.

The dash-dash broken lines shown are included for the pur-
pose of illustrating environmental structure of the combined
holiday box and tray and form no part of the claimed design.

The dot-dot broken lines in FIGS. 1 and 6 are included for the
purpose of illustrating fold lines and form part of the claimed
design.

1 Claim, 7 Drawing Sheets



(56)

References Cited

U.S. PATENT DOCUMENTS

8,607,983 B2 *	12/2013	Niven	A61J 1/035 206/538	2010/0018891 A1 *	1/2010	Burns	B65D 75/327 206/701
8,636,147 B2 *	1/2014	Gutierrez	B65D 75/327 206/531	2010/0108559 A1 *	5/2010	Kohl	A61J 1/035 206/531
8,640,874 B2 *	2/2014	Shin	A61J 1/035 206/539	2011/0049158 A1 *	3/2011	Bouthiette	B32B 15/08 220/359.3
2003/0163936 A1 *	9/2003	Floss	B42D 5/04 40/107	2011/0132794 A1 *	6/2011	Ingraham	A61J 1/035 206/531
2007/0257040 A1 *	11/2007	Price	B65D 25/02 220/507	2012/0060450 A1 *	3/2012	Burns	A61J 7/0069 53/467
2008/0289989 A1 *	11/2008	Kalvelage	B65D 75/367 206/531	2012/0085767 A1 *	4/2012	Read	B65D 5/64 220/523
2009/0184023 A1 *	7/2009	Brollier	A61J 1/035 206/531	2013/0284745 A1 *	10/2013	Bouthiette	B65D 1/34 220/507
				2015/0321028 A1 *	11/2015	Bennett	A61Q 15/00 206/531

* cited by examiner

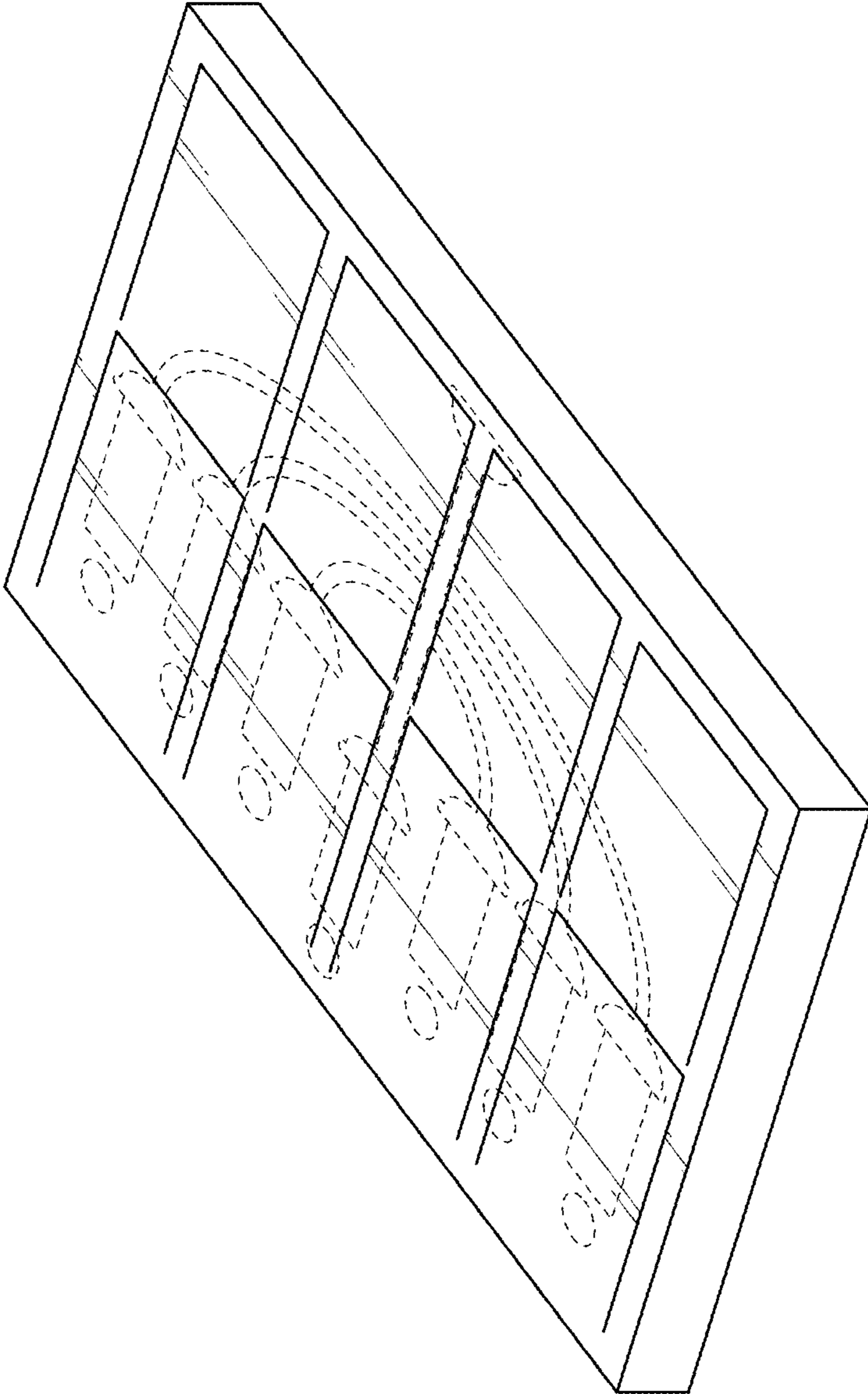


FIG. 1



FIG. 2



FIG. 3




FIG. 4

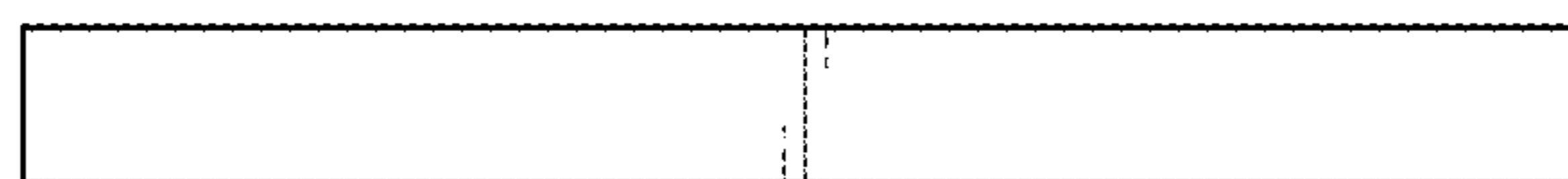


FIG. 5

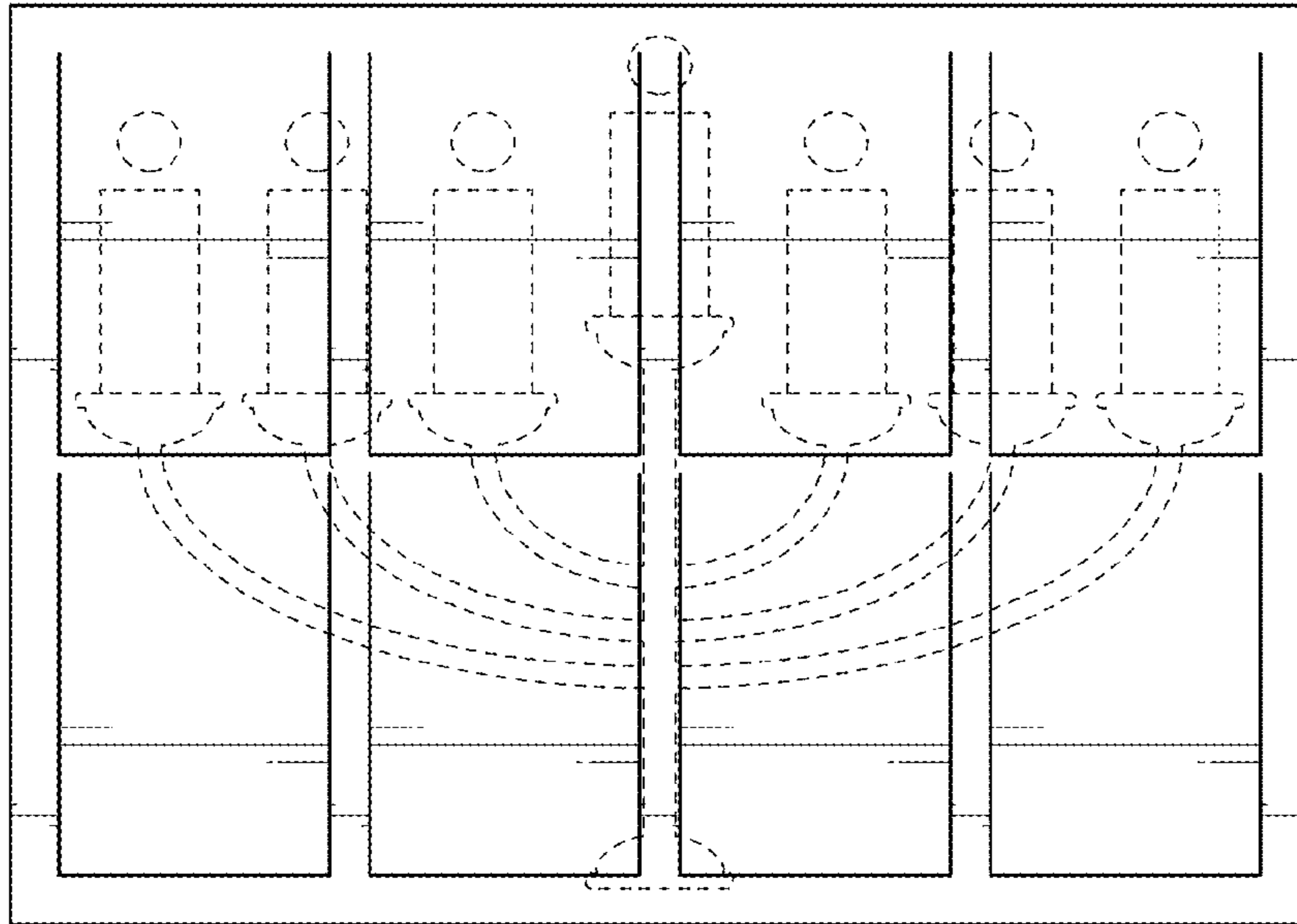


FIG. 6



FIG. 7

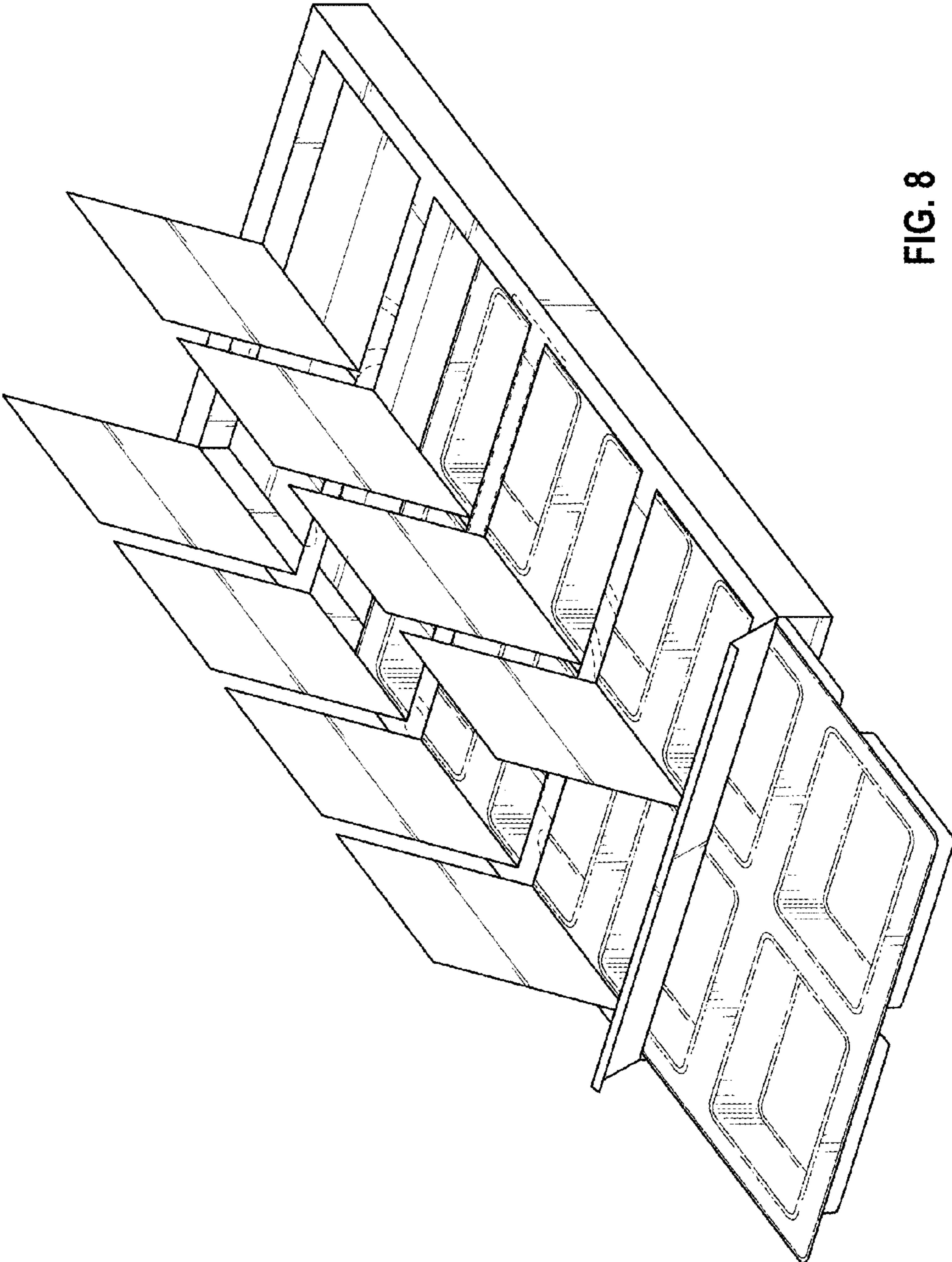


FIG. 8

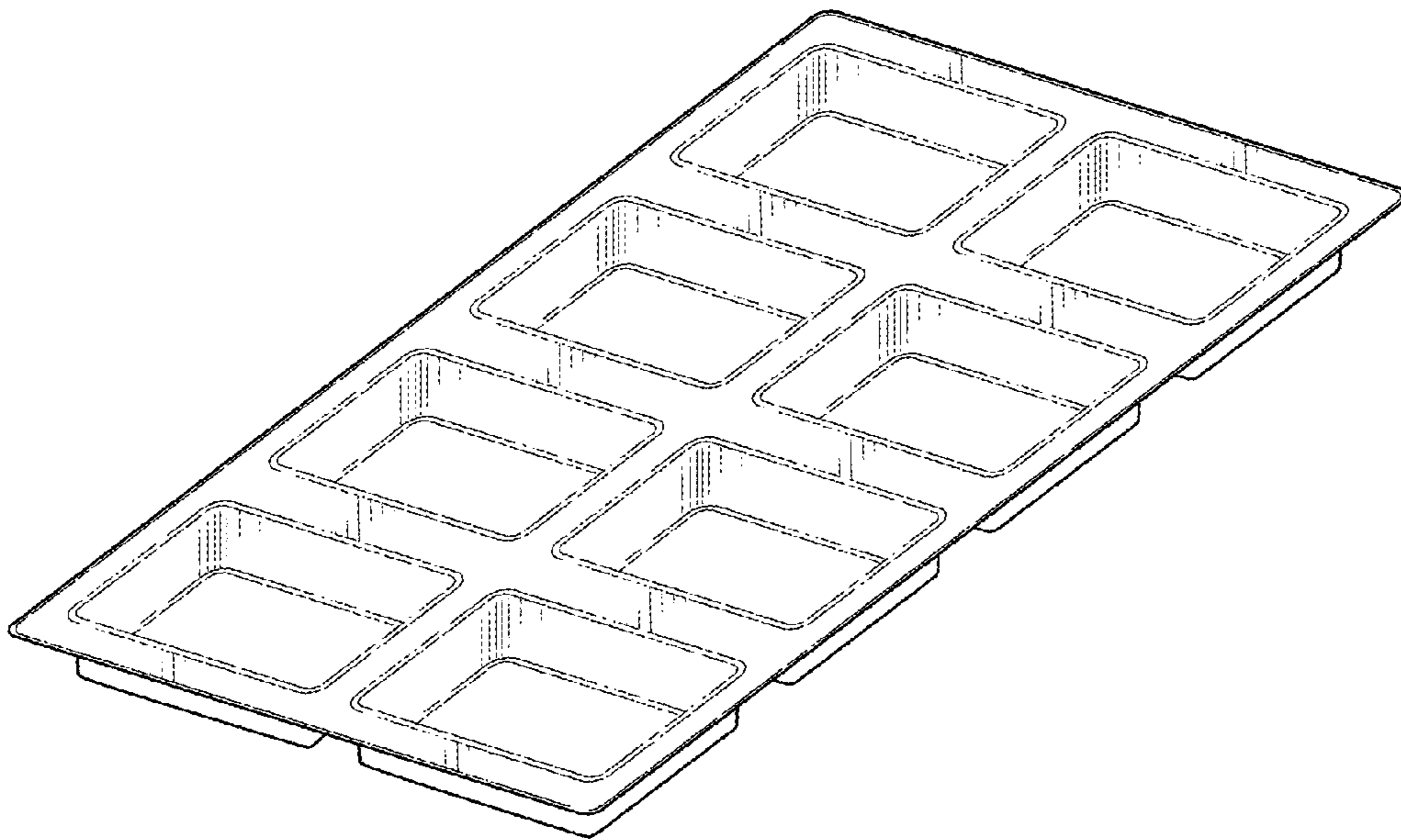


FIG. 9



FIG. 10



FIG. 11



FIG. 12



FIG. 13




FIG. 14




FIG. 15